

PRODUCT INFORMATION PACKET

Model No: 048A11T581
Catalog No: X459
3/4,1075,TENV,48Y,1/60/460
Condenser Fans



Regal and Marathon are trademarks of Regal Beloit Corporation or one of its affiliated companies.
©2018 Regal Beloit Corporation, All Rights Reserved. MC017097E



Nameplate Specifications

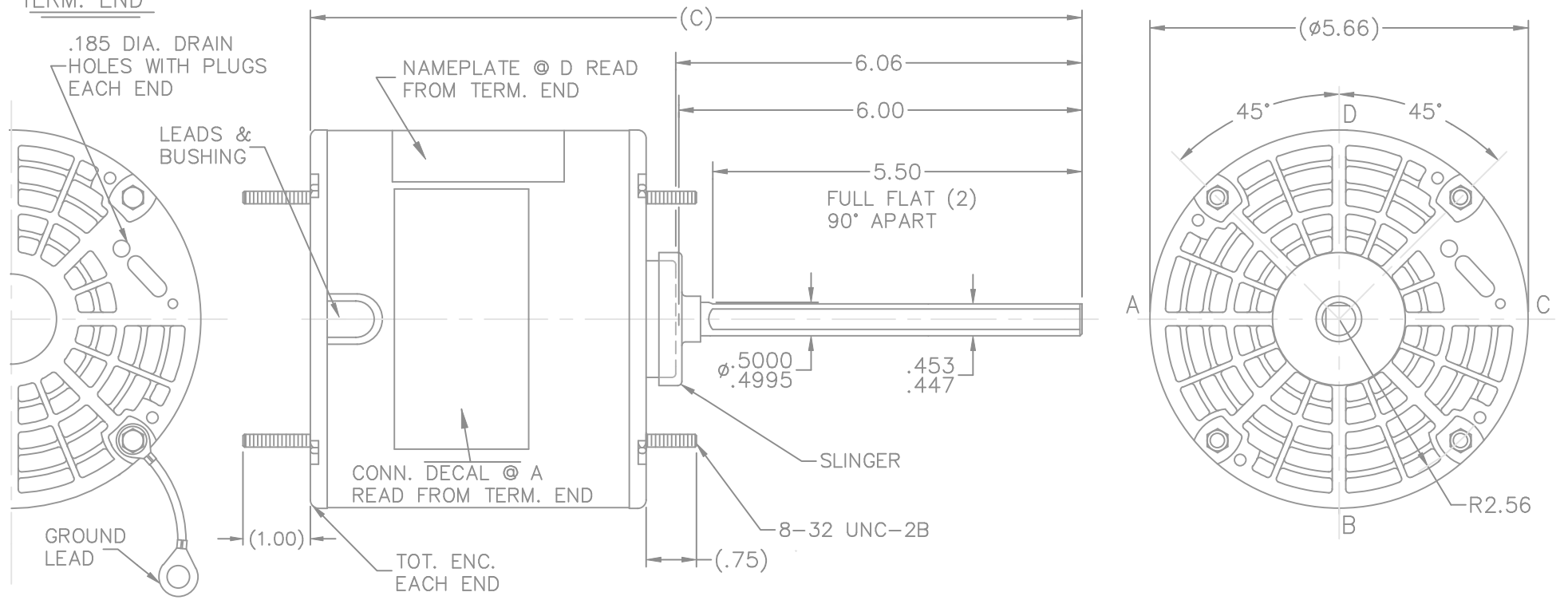
Output HP	0.75 Hp	Output KW	0.56 kW
Frequency	60 Hz	Voltage	460 V
Current	2.1 A	Speed	1075 rpm
Service Factor	1	Phase	1
Efficiency	68 %	Duty	Continuous
Insulation Class	B	Design Code	NO DESIGN CODE
KVA Code	D	Frame	48Y
Enclosure	Totally Enclosed Air Over	Overload Protector	Auto Lock Rotor Only
Ambient Temperature	60 °C	Drive End Bearing Size	6203
Opp Drive End Bearing Size	6203	UL	Recognized
CSA	Y	CE	N
IP Code	43		

Technical Specifications

Electrical Type	Permanent Split Capacitor	Starting Method	Across The Line
Poles	6	Rotation	Selective Counterclockwise
Mounting	Round - Extended Studs	Motor Orientation	Horizontal
Drive End Bearing	Ball	Opp Drive End Bearing	Ball
Frame Material	Rolled Steel	Shaft Type	Single Special Extension
Overall Length	12.5 in	Frame Length	5.50 in
Shaft Diameter	0.500 in	Shaft Extension	6.06 in
Assembly/Box Mounting	F1 Only		
Outline Drawing	A-SS400325-550	Connection Diagram	6906496

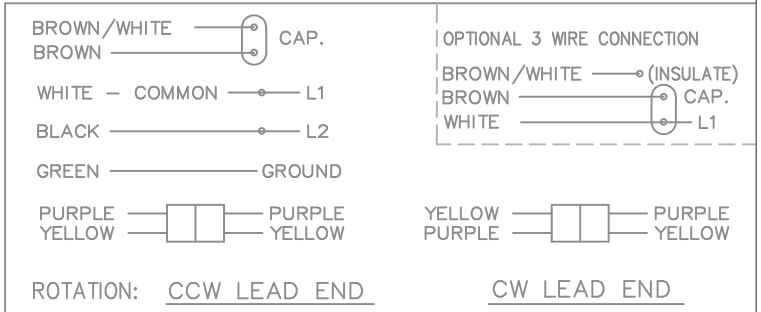
This is an uncontrolled document once printed or downloaded and is subject to change without notice. Date Created: 06/29/2018

TERM. END



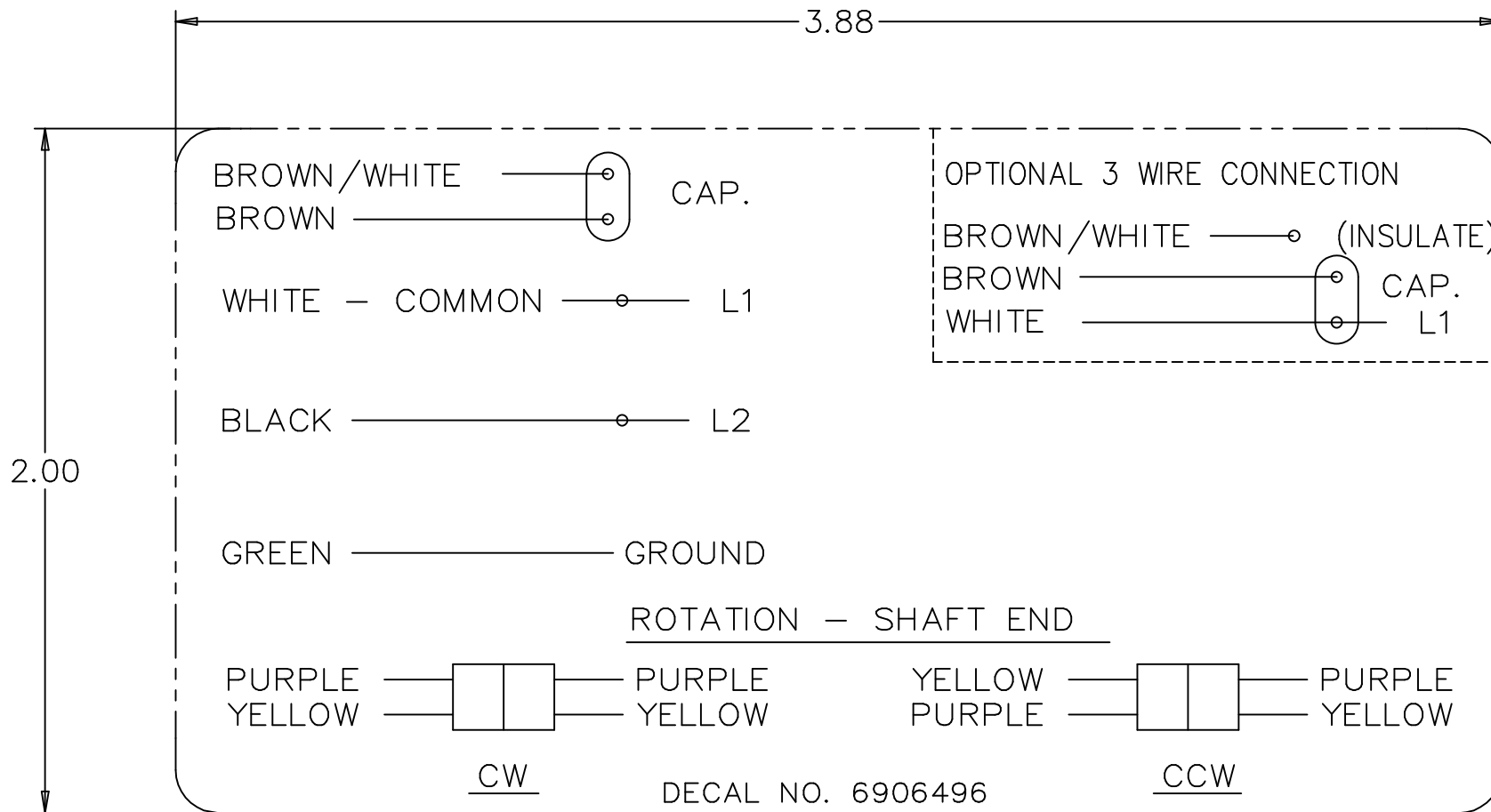
DASH	FRAME	C
350	48Y	10.50
400	48Y	11.00
450	48Y	11.50
500	48Y	12.00
550	48Y	12.50
675	48Y	13.75

LEAD DESCRIPTION:
 1 WHITE, 1 BLACK 30.00" LONG WITH .50 B.W.S.
 1 BROWN & 1 BROWN/WHITE 30.00" LONG WITH .25 FLAG TYPE QUICK CONNECT
 1 GREEN GROUND LEAD 12.00" LONG WITH TERM FOR #10 SCREW
 PURPLE & YELLOW REVERSING LEADS ARE MOLDED INTO MATING PULL APART PLUGS 5.00" LONG



				TOLERANCES UNLESS SPECIFIED		MARATHON ELECTRIC	DRAWN MH 04-28-1997				
				DEC.	INCHES		CHK	ML	04-30-1997		
				.X	±.1						
3	REDRAWN IN AUTOCAD	TAT 07-22-2004	ML	.XX	±.03	TITLE OUTLINE					
2	ROT. IN CONN. DIAGRAM BACKWARDS CN 29400-733	DRS 09-18-2001		.XXX	±.005	48 FR.					
1	NEW DRAWING MU14784	MH 04-03-1997		.XXXX	±.0005	MAT'L.					
NO.	REVISION	BY & DATE	CHK	ANG	±'30"	FINISH					
			RFP			CAD FILE ss400325	SIZE	DRAWING NO.	PAGE	OF	REV.
			DIST	WP			A	SS400325			3

THIS DRAWING IN DESIGN AND DETAIL IS OUR PROPERTY AND MUST NOT BE USED EXCEPT IN CONNECTION WITH OUR WORK ALL RIGHTS OF DESIGN AND INVENTION ARE RESERVED THIS IS AN ELECTRONICALLY GENERATED DOCUMENT - DO NOT SCALE THIS PRINT



DECAL NO. 6906496

				TOLERANCES UNLESS SPECIFIED		REGAL-BELOIT <i>Motor Technologies</i>	DRAWN MRB 04-16-1998		
				DEC.	INCHES		CHK	ML 04-22-1998	
4	ADDED DIM. TO DECAL	RDH 09/22/2003	ML	.X	±.1	TITLE CONNECTION DECAL	APPD	GK 04-22-1998	
3	REMOVED 'MARATHON ELECTRIC' CN 35106	DRS 05-01-2002	TOM	.XX	±.02		SCALE	1=1	
2	PART NAME WAS CONNECTION DIAGRAM CN 25669	MRB 04-23-1998		.XXX	±.005		REF		
1	NEW DRAWING CN 25669	MRB 04-22-1998		.XXXX	±.0005	MAT'L.	FMF		
NO.	REVISION	BY & DATE	CHK	ANG	±7'30"	FINISH	PREV		
THIS DRAWING IN DESIGN AND DETAIL IS OUR PROPERTY AND MUST NOT BE USED EXCEPT IN CONNECTION WITH OUR WORK ALL RIGHTS OF DESIGN AND INVENTION ARE RESERVED THIS IS AN ELECTRONICALLY GENERATED DOCUMENT - DO NOT SCALE THIS PRINT			RFP	CAD FILE 6906496			SIZE	DRAWING NO. PAGE OF	REV.
			DIST	WP			A	6906496	4

CERTIFICATION DATA SHEET

Model#: 48A11T581 B **WINDING#:** PE4861882 NONE 4
CONN. DIAGRAM: 6906496 **ASSEMBLY:** F1 ONLY
OUTLINE: A-SS400325-550

TYPICAL MOTOR PERFORMANCE DATA

HP	KW	SYNC. RPM	F.L. RPM	FRAME	ENCLOSURE	KVA CODE	DESIGN
3/4	.56	1200	1075	48Y	TEAO	D	NO DESIGN CODE

PH	Hz	VOLTS	FL AMPS	START TYPE	DUTY	INSL	S.F	AMB°C	ELEVATION
1	60	460	2.1	ACROSS THE LINE	CONTINUOUS	B3	1.0	60	3300

FULL LOAD EFF: 68.0	3/4 LOAD EFF: -	1/2 LOAD EFF: -	GTD. EFF	ELEC. TYPE	NO LOAD AMPS
			0	PSC 1 SPEED	1

F.L. TORQUE	LOCKED ROTOR AMPS	L.R. TORQUE	B.D. TORQUE	F.L. RISE°C
55.2 LB-FT	6.9	22.4 LB-FT 41	107 LB-FT 194	0

SOUND PRESSURE @ 3 FT.	SOUND POWER	ROTOR WK^2	MAX. WK^2	SAFE STALL TIME	STARTS /HOUR	APPROX. MOTOR WGT
- dBA	- dBA	0 LB-FT^2	- LB-FT^2	- SEC.	-	0 LBS.

***** SUPPLEMENTAL INFORMATION *****

DE BRACKET TYPE	ODE BRACKET TYPE	MOUNT TYPE	ORIENTATION	SEVERE DUTY	HAZARDOUS LOCATION	DRIP COVER	SCREENS	PAINT
STANDARD	STANDARD	ROUND-EXTENDED STUDS	HORIZONTAL	FALSE	NONE	FALSE	NONE	GRAY (POWDER)

BEARINGS		GREASE	SHAFT TYPE	SPECIAL DE	SPECIAL ODE	SHAFT MATERIAL	FRAME MATERIAL
DE	OPE						
BALL	BALL	POLYREX EM	SGL SPL EXT	0.500 x 6.00 WITH 5.50 DBL FULL FLATS	NONE	1144 STRESSPROOF (C-223)	ROLLED STEEL
6203	6203						

THERMO-PROTECTORS				THERMISTORS	CONTROL	SPACE /n HEATERS
THERMOSTATS	PROTECTORS	WDG RTDs	BRG RTDs			
NONE	AUT LCK RTR ONLY	NONE	NONE	NONE	FALSE	NONE VOLTS

If Inverter equals NONE, contact factory for further information

INVERTER TORQUE: NONE
INV. HP SPEED RANGE: NONE
ENCODER: NONE
NONE NONE
NONE NONE PPR
BRAKE: NONE NONE
NONE P/N NONE
NONE NONE
NONE FT-LB NONE V NONE Hz

*
N
O
T
E
S
*

DATE: 06/28/2017 12:47:22 AM
 FORM 3531 REV.3 02/07/99
 ** Subject to change without notice.

