

PRODUCT INFORMATION PACKET

Model No: 048S17D2107
Catalog No: B206
1/4,1725,DP,48Y,1/60/115
Fan and Blower



Regal and Marathon are trademarks of Regal Beloit Corporation or one of its affiliated companies.
©2018 Regal Beloit Corporation, All Rights Reserved. MC017097E



Nameplate Specifications

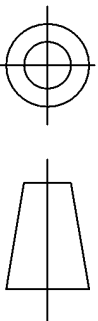
| | | | |
|----------------------------|-------------------|------------------------|-----------------------|
| Output HP | 0.25 Hp | Output KW | 0.19 kW |
| Frequency | 60 Hz | Voltage | 115 V |
| Current | 5.0 A | Speed | 1725 rpm |
| Service Factor | 1.35 | Phase | 1 |
| Efficiency | 58 % | Duty | Continuous |
| Insulation Class | B | Design Code | NO DESIGN CODE |
| KVA Code | P | Frame | 48Z |
| Enclosure | Drip Proof | Overload Protector | Automatic |
| Ambient Temperature | 40 °C | Drive End Bearing Size | 6203 |
| Opp Drive End Bearing Size | 6203 | UL | Recognized |
| CSA | Y | CE | Y |
| IP Code | 22 | | |

Technical Specifications

| | | | |
|-------------------|-----------------------|-----------------------|-----------------------------------|
| Electrical Type | Split Phase | Starting Method | Across The Line |
| Poles | 4 | Rotation | Selective Counterclockwise |
| Mounting | Resilient Base | Motor Orientation | Horizontal |
| Drive End Bearing | Ball | Opp Drive End Bearing | Ball |
| Frame Material | Rolled Steel | Shaft Type | Single Special Extension |
| Overall Length | 9.62 in | Shaft Diameter | 0.500 in |
| Shaft Extension | 2.01 in | Assembly/Box Mounting | F1 Only |
| Outline Drawing | 52A111269P1 | Connection Diagram | 52A105379AA |

This is an uncontrolled document once printed or downloaded and is subject to change without notice. Date Created: 10/08/2018

THIRD ANGLE PROJECTION

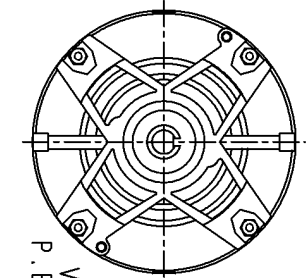
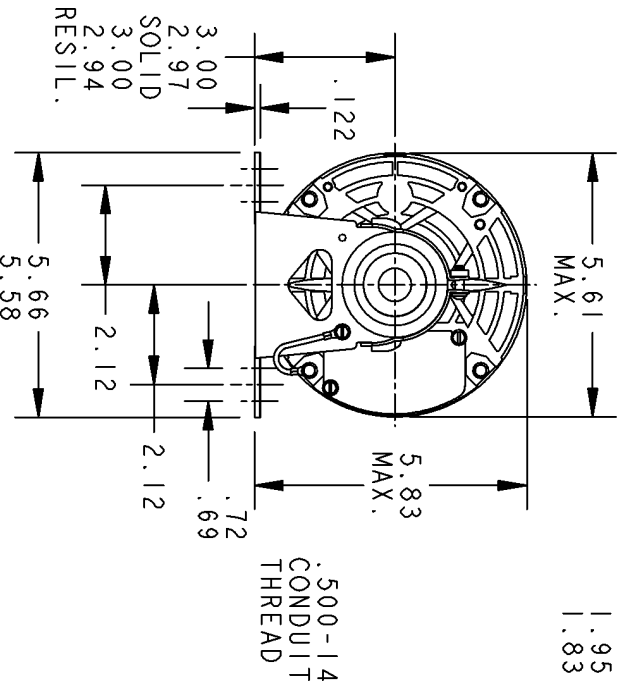


REVISIONS

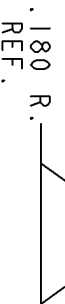
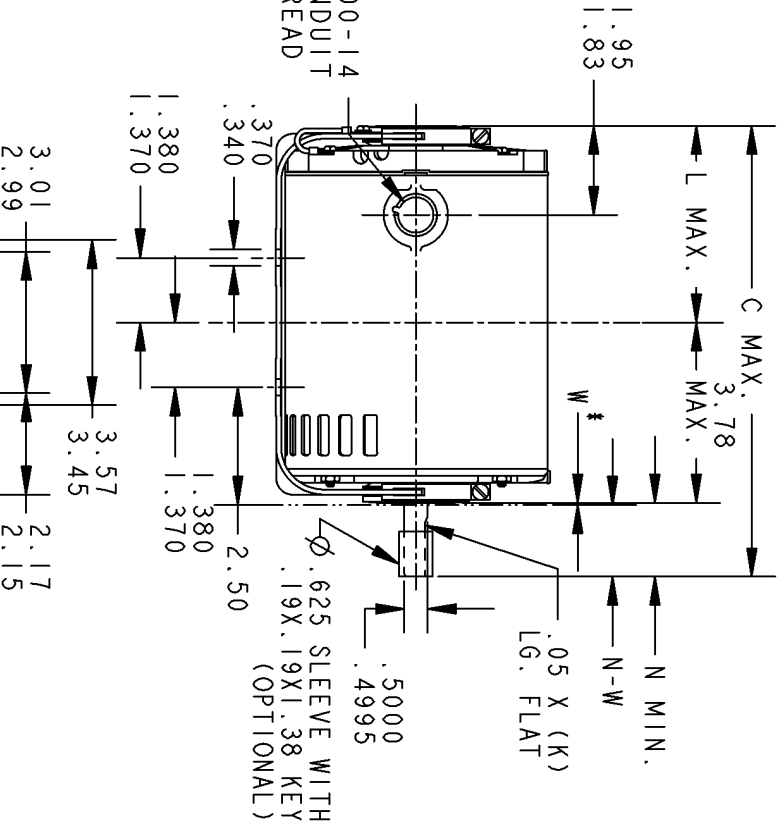
| REV. | DESCRIPTION | DATE | APPROVED |
|------|--|----------|----------|
| 3 | ADDED BASE PER IS05-3105 | 12/01/05 | RAJKUMAR |
| 4 | CHG SHELL VENTS FOR ONLY BOTTOM HALF PER IS07-0974 | 05/09/07 | MADHU |

REV 4
52A111269

DRAWING NO. A



VIEW SHOWING P.E. VENTILATION OPENINGS



W# IS A CLEARANCE DUE TO VARIATION IN PARTS AND ASSEMBLY.

| I | K | KH | 33 | 48Y | 9.62 | 1.62 | 3.96 | 1.88 | 2.01/1.79 |
|---|------|----------|---------|-----|------|------|------|------|-----------|
| P | TYPE | RBC SIZE | NEMA FR | C | K | L | N | N-W | |

SIGNATURES

DATE



REGAL-BELOIT CORPORATION

TITLE


OUTLINE

FORM N - GENERAL PURPOSE MOTOR - DRIP PROOF - SOLID OR RESIL. BASE - BALL OR SLEEVE BEARING - SPECIAL MOUNTING HOLES IN BASE

| FOR ADDITIONAL INFO REFER TO: | MODEL | DETAIL | CHECKED | ENGRG | MFG | QUALITY | ISSUED | DURGA | 12/16/04 |
|-------------------------------|-------|--------|---------|-------|-----|---------|--------|-------|----------|
| APPLIED PRACTICES | | DURGA | | | | | | | |
| DIMENSIONS ARE IN INCHES | | | | | | | | | |

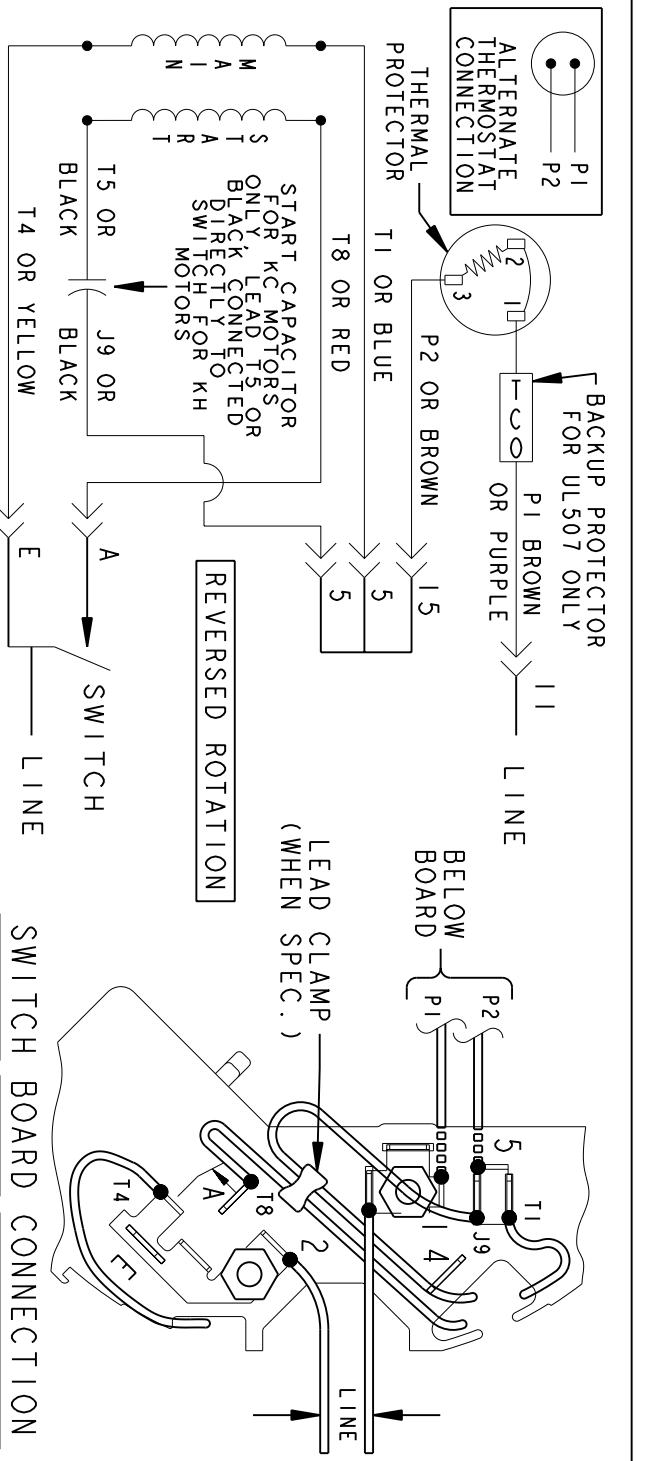
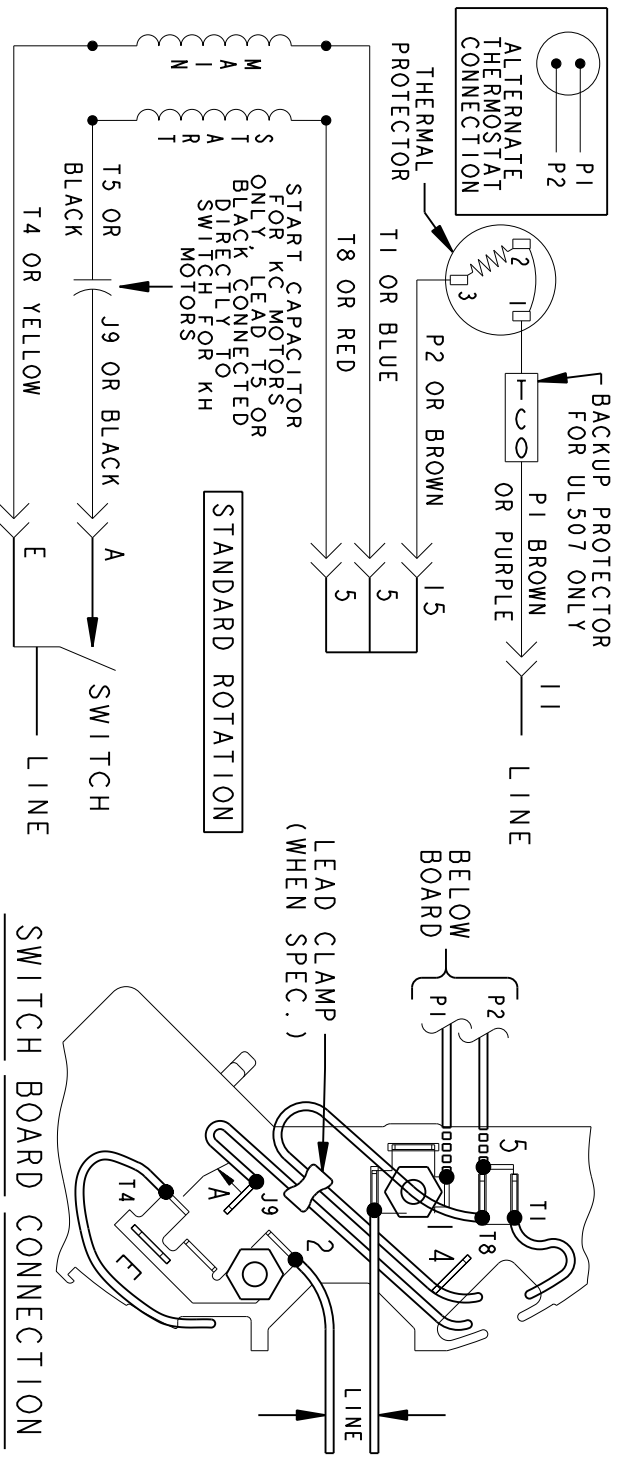
| SIZE | DRAWING | REV |
|------|---------|-----|
| A | | 4 |

SCALE: 0.003 REF. No: SHEET 1 of 1



| REV. | DESCRIPTION | DATE | APPROVED |
|------|----------------|----------|----------|
| 6 | UPDATED FORMAT | 12/01/05 | MAM |

EITHER ROTATION-SINGLE VOLTAGE-TYPE KC OR KH-WITH THERMAL PROTECTOR



NOTE #1 - TO REVERSE ROTATION INTERCHANGE RED (T8) AND BLACK (J9-KC OR T5-KH) LEADS.
 NOTE #2 - WHEN MORE THAN ONE CAPACITOR IS USED CONNECT IN PARALLEL.

SWITCH (C) - 115D958AB REF. DIAG. - 121A851 CONN. LABEL - 52X332048

| SIGNATURES | DATE |
|--------------------------|-----------------|
| MODEL M.D.PAPE | 06/29/87 |
| DETAIL | |
| CHECKED | |
| ENGRG | |
| MFG | |
| QUALITY | |
| ISSUED | M.D.P. 03/08/00 |
| SOLID MODEL: 52A105379AA | |

REGAL-BELOIT CORPORATION

REGAL-BELOIT

CONNECTION DIAGRAM

FMF - 30 FR SWITCH REDESIGN

SCALE: 1.000 REF. No.:

52A105379AA

REV 6

SHEET 1 of 1