

PRODUCT INFORMATION PACKET

Model No: 056C17G5328
Catalog No: G872
1/2,1800,EPFC,56C,1/60/115/208-230
Explosion Proof



Regal and Marathon are trademarks of Regal Beloit Corporation or one of its affiliated companies.
©2018 Regal Beloit Corporation, All Rights Reserved. MC017097E





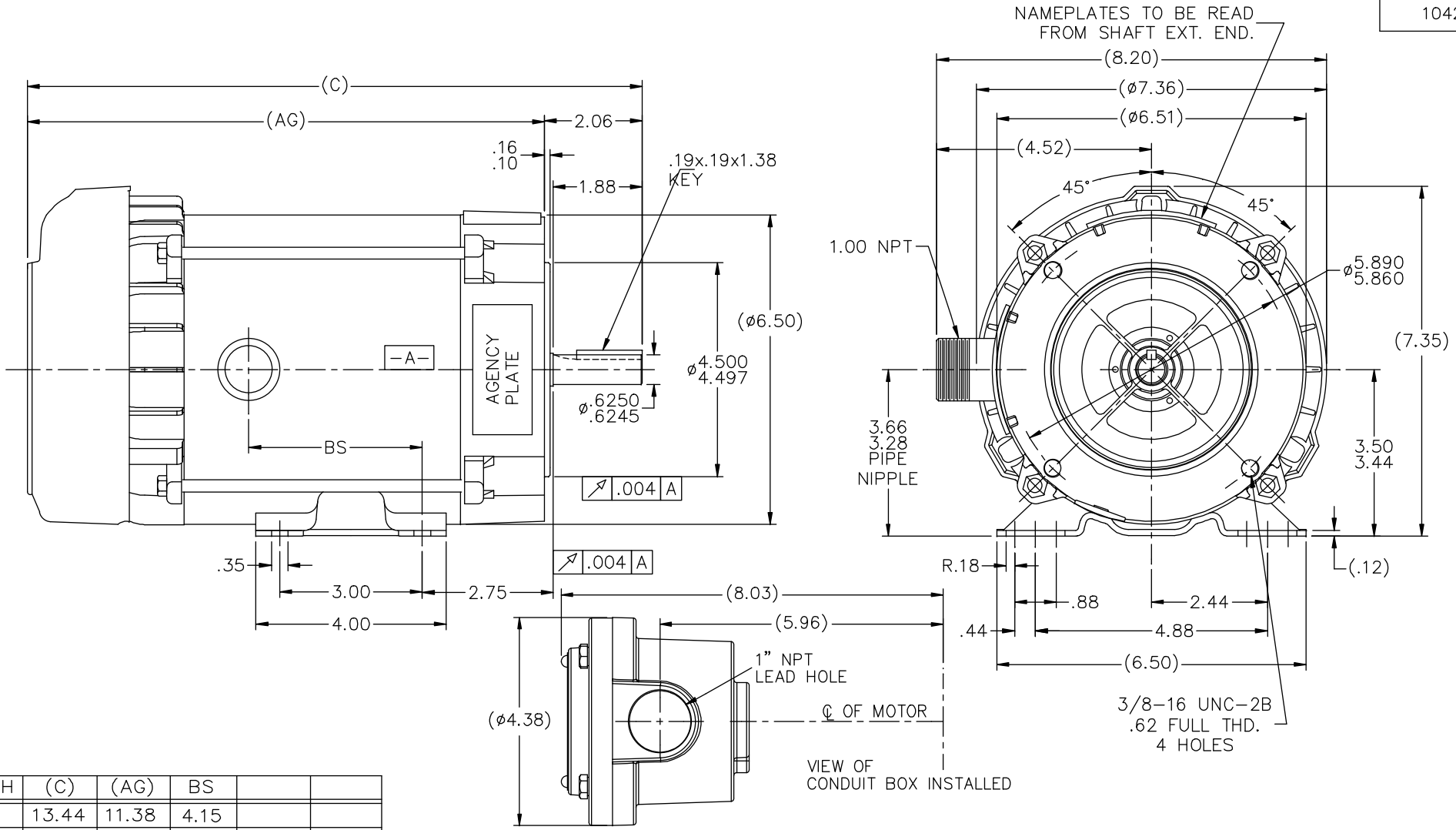
Nameplate Specifications

Output HP	0.50 Hp	Output KW	0.37 kW
Frequency	60 Hz	Voltage	115/208-230 V
Current	8.8/4.2-4.4 A	Speed	1725 rpm
Service Factor	1.15	Phase	1
Efficiency	66 %	Duty	Continous
Insulation Class	F	Design Code	NO DESIGN CODE
KVA Code	L	Frame	56C
Enclosure	Explosion Proof Fan cooled	Overload Protector	Automatic
Ambient Temperature	40 °C	Drive End Bearing Size	6203
Opp Drive End Bearing Size	6203	UL	Recognized
CSA	N	CE	N
IP Code	54		

Technical Specifications

Electrical Type	Capacitor Start Induction Run	Starting Method	Across The Line
Poles	4	Rotation	Selective Counterclockwise
Mounting	Rigid base	Motor Orientation	Horizontal
Drive End Bearing	Ball	Opp Drive End Bearing	Ball
Frame Material	Rolled Steel	Shaft Type	T
Overall Length	13.94 in	Frame Length	6.81 in
Shaft Diameter	0.625 in	Shaft Extension	2.06 in
Assembly/Box Mounting	F1 Only		
Outline Drawing	B-104201-681	Connection Diagram	A-102005-84

This is an uncontrolled document once printed or downloaded and is subject to change without notice. Date Created: 07/02/2018

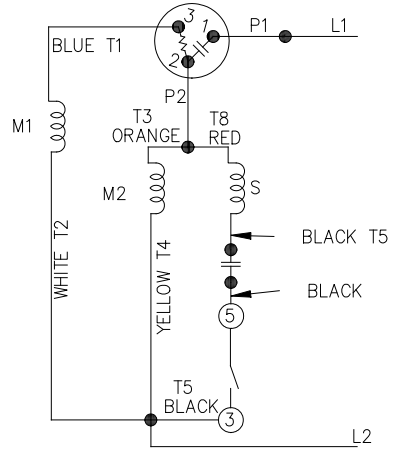


DASH	(C)	(AG)	BS
631	13.44	11.38	4.15
681	13.94	11.88	4.65
731	14.44	12.38	5.15
781	14.94	12.88	5.65
831	15.44	13.38	6.15
881	15.94	13.88	6.65
931	16.44	14.38	7.15
981	16.94	14.88	7.65

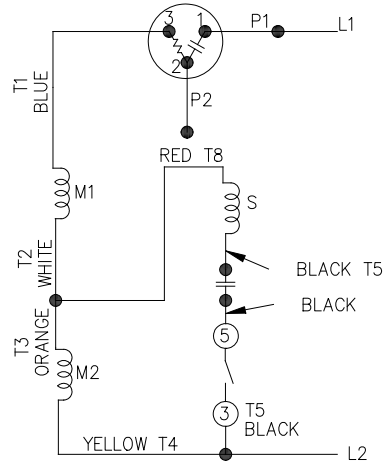
NO.	REVISION	BY & DATE	CHK	ANG	TOLERANCES UNLESS SPECIFIED	MARATHON ELECTRIC	DRAWN MH 12-05-1996
6	COND. BOX INSTALLED VIEW UPDATED PER ECR-0044571	UD 10/15/13	ST			TITLE OUTLINE - 'C' FACE 56 FR. - EXP. PR. MAT'L. FINISH	DRAWN MH 12-05-1996
5	REVISED C'BOX PER CN30784A	JJB 02/23/2007	ML	DEC.	INCHES		CHK ML 12-06-1996
4	REV. D.E. BKT. DIM. TOL. FOR 4.499 DIM. CN46141	RWR 07-13-2005	ML	.X	±.1		APPD GK 12-06-1996
3	REDRAWN IN AUTOCAD	TAT 06-28-2004	ML	.XX	±.03		SCALE 1=2
2	ADDED CONDUIT BOX VIEW MU35604	HLB 02-26-2001	ML	.XXX	±.005		REF
1	NEW DRAWING CN 23099	MH 12-06-1996	ML	.XXXX	±.0005		FMF
THIS DRAWING IN DESIGN AND DETAIL IS OUR PROPERTY AND MUST NOT BE USED EXCEPT IN CONNECTION WITH OUR WORK ALL RIGHTS OF DESIGN AND INVENTION ARE RESERVED THIS IS AN ELECTRONICALLY GENERATED DOCUMENT - DO NOT SCALE THIS PRINT						CAD FILE 104201	SIZE B DRAWING NO. 104201 PAGE 1 OF 1 REV. 6

102005-84

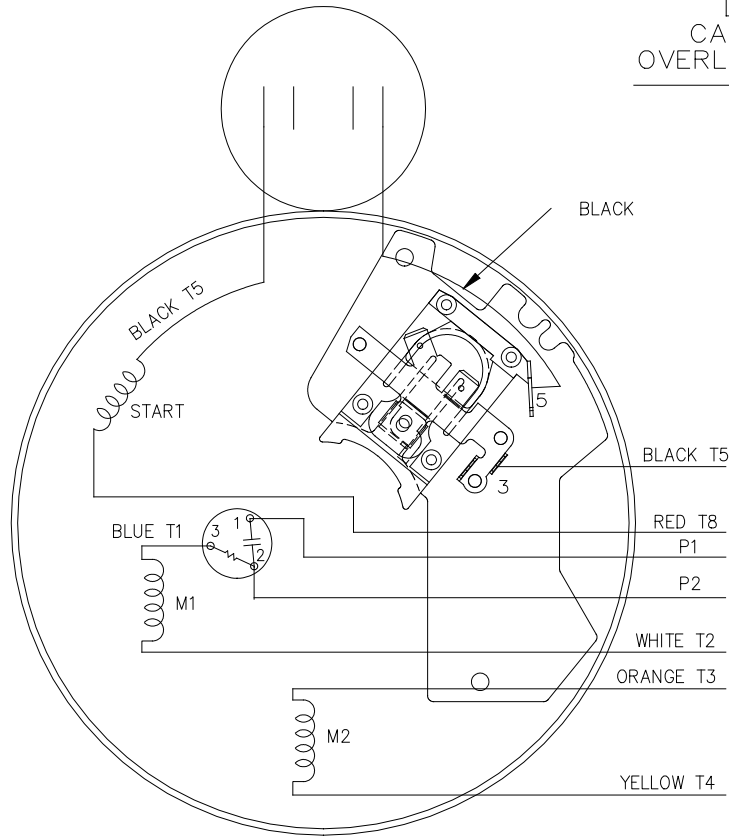
LOW VOLTAGE - C.C.W.



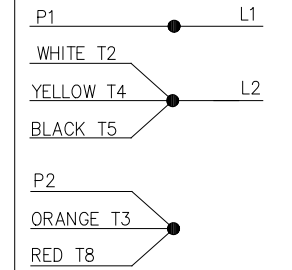
HIGH VOLTAGE - C.C.W.



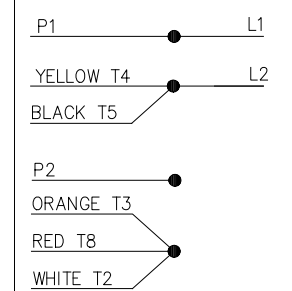
DUAL VOLTAGE
CAPACITOR START
OVERLOAD SELECT ROT.



LOW VOLT. - C.C.W. ROT.



HIGH VOLT. - C.C.W. ROT.



FOR C.W. ROTATION
EITHER VOLTAGE
INTERCHANGE RED(T8)
WITH BLACK(T5) LEAD

NO.	REVISION	BY & DATE	CHK	ANG	TOLERANCES UNLESS SPECIFIED		REGAL™ Regal Beloit America, Inc.	DRAWN PGK 07-16-1996	
					DEC.	INCHES			
5	UPDATED TEMPLETE	MVG 12/11/2017	PVR	.X	±.1			CHK MRB 07-18-1996	
4	REV'D CONNECTION TO MATCH ROTATION ISAAC 07-2021	JJB 09/05/2007	ML	.XX	±.02		TITLE CONNECTION DIAGRAM	APPD GK 07-18-1996	
3	ADDED T NO.'S MU16064	MH 08-09-1997		.XXX	±.005			SCALE 5=8	
2	REDRAWN ON CADD, NO CHANGES	PGK 07-18-1996		.XXXX	±.0005		MAT'L.	REF	
				CHK	ANG	±7'30"	FINISH	PREV	
THIS DRAWING IN DESIGN AND DETAIL IS OUR PROPERTY AND MUST NOT BE USED EXCEPT IN CONNECTION WITH OUR WORK ALL RIGHTS OF DESIGN AND INVENTION ARE RESERVED THIS IS AN ELECTRONICALLY GENERATED DOCUMENT - DO NOT SCALE THIS PRINT							RFP	CAD FILE 102005_84	SIZE A
							DIST WP		DRAWING NO. 102005-84
									PAGE OF 5
									REV. 5

CERTIFICATION DATA SHEET

Model#: 56C17G5328 B **WINDING#:** ZC404 R1 3
CONN. DIAGRAM: A-102005-84 **ASSEMBLY:** F1 ONLY
OUTLINE: B-104201-681

TYPICAL MOTOR PERFORMANCE DATA

HP	KW	SYNC. RPM	F.L. RPM	FRAME	ENCLOSURE	KVA CODE	DESIGN
1/2	.37	1800	1725	56C	EPFC	L	NO DESIGN CODE

PH	Hz	VOLTS	FL AMPS	START TYPE	DUTY	INSL	S.F	AMB°C	ELEVATION
1	60	115/208-230	8.8/4.2-4.4	ACROSS THE LINE	CONTINUOUS	F3	1.15	40	3300

FULL LOAD EFF: 66	3/4 LOAD EFF: 62.5	1/2 LOAD EFF: 54.3	GTD. EFF	ELEC. TYPE	NO LOAD AMPS
FULL LOAD PF: 58	3/4 LOAD PF: 49.5	1/2 LOAD PF: 40.5	0	CAP START IND RUN	7 / 3.5

F.L. TORQUE	LOCKED ROTOR AMPS	L.R. TORQUE	B.D. TORQUE	F.L. RISE°C
24.1 LB-FT	42.6 / 21.3	83.8 LB-FT 348	72.3 LB-FT 300	55

SOUND PRESSURE @ 3 FT.	SOUND POWER	ROTOR WK^2	MAX. WK^2	SAFE STALL TIME	STARTS /HOUR	APPROX. MOTOR WGT
- dBA	- dBA	0 LB-FT^2	- LB-FT^2	10 SEC.	-	0 LBS.

***** SUPPLEMENTAL INFORMATION *****

DE BRACKET TYPE	ODE BRACKET TYPE	MOUNT TYPE	ORIENTATION	SEVERE DUTY	HAZARDOUS LOCATION	DRIP COVER	SCREENS	PAINT
C-FACE	STANDARD	RIGID	HORIZONTAL	FALSE	EXP PROOF CL I GR C&D CL II GR F&G T3B	FALSE	NONE	GRAY (POWDER)

BEARINGS		GREASE	SHAFT TYPE	SPECIAL DE	SPECIAL ODE	SHAFT MATERIAL	FRAME MATERIAL
DE	OPE						
BALL	BALL	POLYREX EM	T	NONE	NONE	1144 STRESSPROOF (C-223)	ROLLED STEEL
6203	6203						

THERMO-PROTECTORS				THERMISTORS	CONTROL	SPACE /n HEATERS
THERMOSTATS	PROTECTORS	WDG RTDs	BRG RTDs			
NONE	AUTOMATIC	NONE	NONE	NONE	FALSE	NONE VOLTS

If Inverter equals NONE, contact factory for further information

*
N
O
T
E
S
*

INVERTER TORQUE: NONE
INV. HP SPEED RANGE: NONE
ENCODER: NONE
NONE NONE
NONE NONE PPR
BRAKE: NONE NONE
NONE P/N NONE
NONE NONE
NONE FT-LB NONE V NONE Hz

