



Submittal Data Information

101-169

00e™ Series VT2218

Effective: September 16, 2015

Supersedes: August 12, 2015

Job: _____ Engineer: _____ Contractor: _____ Rep: _____


| | | |
|----------|-----------|--|
| ITEM NO. | MODEL NO. | |
| | | |

Specifications

- Maximum Shut-off Head: 22 feet
- Maximum Flow: 18 gpm
- Maximum Operating Pressure: 125 psi (862 kPa)
- Maximum Water Temp: 230°F (110°C)
- Minimum Water Temp: 36°F (2°C)
- Electrical specifications:
 - Voltage: 110-120V, 50/60 Hz, Single phase
 - Operating Power Range: 9W to 58W
 - Maximum AMP Rating: 0.67
- Equipped with a cast iron casing and should be used for closed loop systems only.
- Taco circulator pumps are for indoor use only
- Acceptable for use with water or maximum of 50% water/glycol solution.

Applications

The VT2218 is a temperature sensing, variable speed, high-efficiency wet rotor circulator with an ECM permanent magnet motor. It's ideal for Delta-T or setpoint temperature applications. Typical uses include hydronic systems zoned with zone valves, radiant loops, injection pumping, snowmelt or hydro-air fan coils. Can also be used in constant speed mode for zoning with circulators, indirect water heaters or primary boiler loops.



Materials of Construction:

- Casing:Cast Iron
- Stator Housing:Aluminum/Composite
- Cartridge:Stainless Steel
- Impeller:Non-Metallic
- Shaft:Ceramic
- Bearings:Ceramic
- O-Ring & Gaskets:EPDM
- Integral Flow Check (IFC™):
 - Body, PlungerAcetal
 - O-ring SealEPDM
 - SpringStainless Steel

Pump Dimensions & Weights

| Model | Flange Code | A | | B | | C | | D | | F | | G | | Ship Wt. | |
|-----------|-------------|-------|-----|-----|-----|-------|----|-----|----|-------|-----|-------|-----|----------|------|
| | | in. | mm | in. | mm | in. | mm | in. | mm | in. | mm | in. | mm | lbs. | Kg |
| VT2218F | S | 8-1/8 | 207 | 6 | 153 | 3-1/4 | 82 | 2 | 54 | 4-1/4 | 107 | 6-3/8 | 161 | 7-3/4 | 3.52 |
| VT2218F/4 | U | 8-1/8 | 207 | 6 | 153 | 3-1/4 | 82 | 2 | 54 | 4-1/4 | 107 | 6-3/8 | 161 | 7-3/4 | 3.52 |

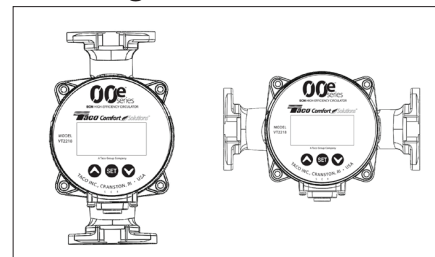
Electrical Data

| Model | Volts | Hz | Ph | Max.Amps | RPM |
|------------|---|-------|----|----------|-------------|
| All Models | 110/120 | 50/60 | 1 | .67 | 1650 - 4200 |
| Motor Type | ECM, Permanent Magnet, Electronically Protected | | | | |

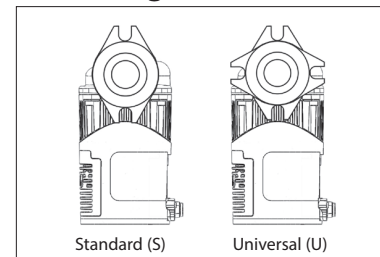
Maximum Watts

| Speed 1 | Speed 2 | Speed 3 | Speed 4 |
|---------|---------|---------|---------|
| 9 | 24 | 40 | 58 |

Mounting Positions



Flange Orientation



Taco, Inc., 1160 Cranston Street, Cranston, RI 02920 | Tel: (401) 942-8000 | FAX: (401) 942-2360

Taco (Canada), Ltd., 8450 Lawson Road, Suite #3, Milton, Ontario L9T 0J8 | Tel: (905) 564-9422 | FAX: (905) 564-9436

Visit our web site: www.TacoComfort.com | Printed in USA | ©2015 Taco, Inc.

