

# PRODUCT INFORMATION PACKET



Model No: C4T17FZ52B

Catalog No: 107036.00

P1100...13:1.133RPM.229LBIN..5HP.48Y...AC GEARMOTORS FHP.208-  
230/460V.3PH.60HZ.TEFC.C4T17FZ52B

P1100 Series



Regal and Leeson are trademarks of Regal Beloit Corporation or one of its affiliated companies.

©2018 Regal Beloit Corporation, All Rights Reserved. MC017097E





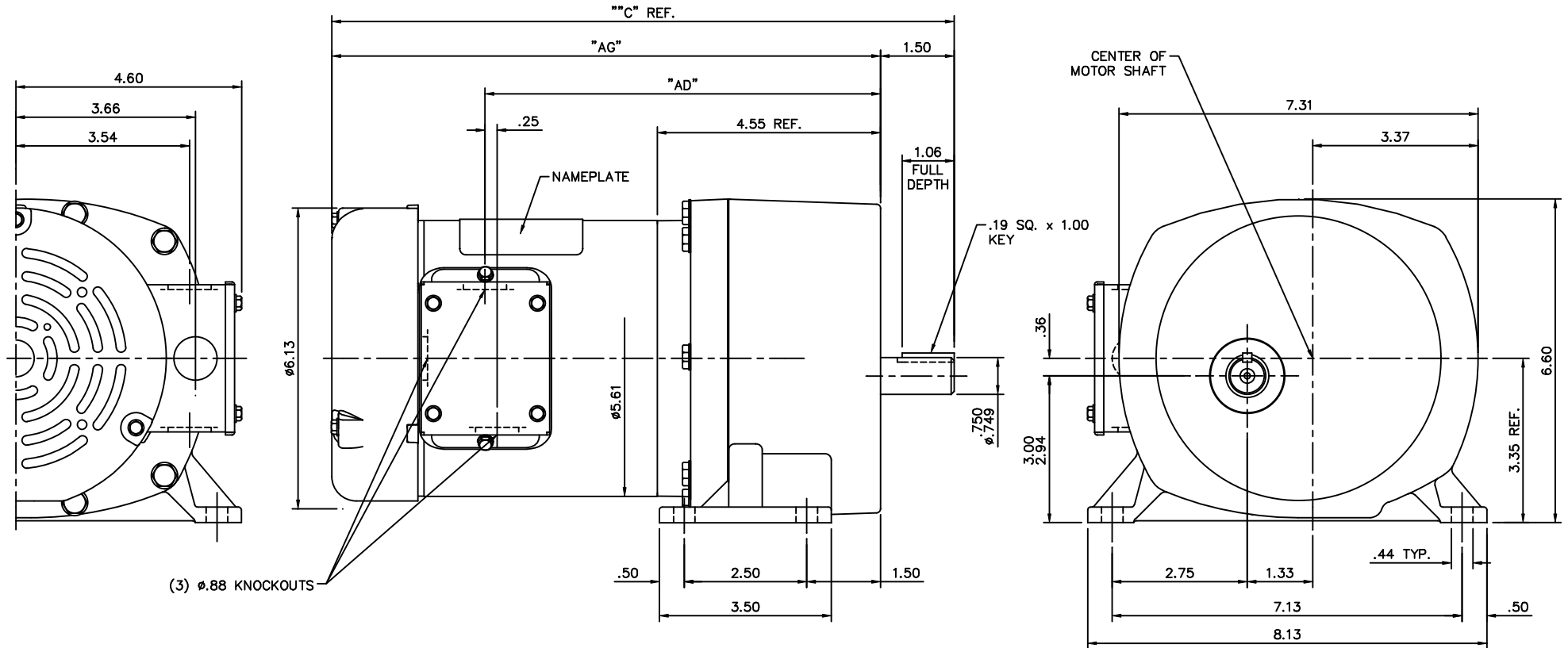
### Nameplate Specifications

Output HP	<b>0.50 Hp</b>	Output KW	<b>0.37 kW</b>
Frequency	<b>60 Hz</b>	Voltage	<b>208-230/460 V</b>
Current	<b>2.0/1.0 A</b>	Speed	<b>133 rpm</b>
Service Factor	<b>1.15</b>	Phase	<b>3</b>
Duty	<b>Continuous</b>	Insulation Class	<b>F</b>
KVA Code	<b>K</b>	Frame	<b>48Y</b>
Enclosure	<b>Totally Enclosed Fan Cooled</b>	Overload Protector	<b>No</b>
Ambient Temperature	<b>40 °C</b>	Drive End Bearing Size	<b>6203</b>
Opp Drive End Bearing Size	<b>6203</b>	UL	<b>Recognized</b>
CSA	<b>Y</b>	CE	<b>N</b>

### Technical Specifications

Rotation	<b>Reversible</b>	Mounting	<b>Special</b>
Shaft Type	<b>Parallel</b>	Overall Length	<b>13.42 in</b>
Frame Length	<b>5.50 in</b>	Shaft Diameter	<b>0.750 in</b>
Shaft Extension	<b>1.5 in</b>		
Outline Drawing	<b>031837-550</b>	Connection Diagram	<b>005010.01</b>

This is an uncontrolled document once printed or downloaded and is subject to change without notice. Date Created: 10/15/2018



(3)  $\phi .88$  KNOCKOUTS

GEARBOX RATIO	H.P.	CATALOG NUMBER	OUTLINE DASH NO.
95:1	1/3	107025.00	500
66:1	1/3	107026.00	500
42:1	1/3	107027.00	500
29:1	1/3	107028.00	500
19:1	1/3	107029.00	500
11:1	1/3	107030.00	500
6:1	1/3	107031.00	500
79:1	1/2	107032.00	550
42:1	1/2	107033.00	550
29:1	1/2	107034.00	550
19:1	1/2	107035.00	550
13:1	1/2	107036.00	550
6:1	1/2	107037.00	550

OUTLINE DASH NO.	"C"	"AG"	"AD"
500	12.92	11.42	8.31
550	13.42	11.92	8.81

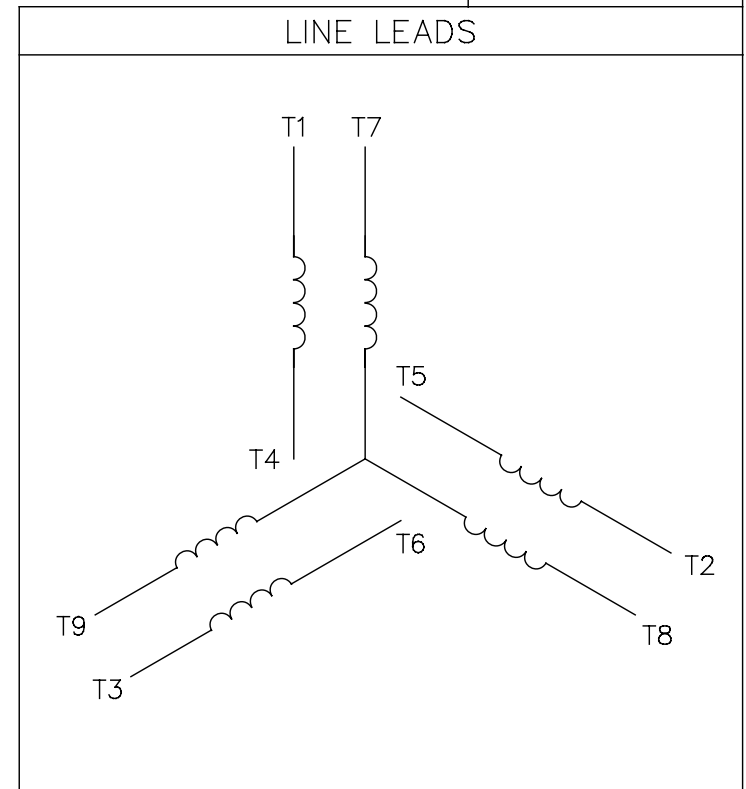
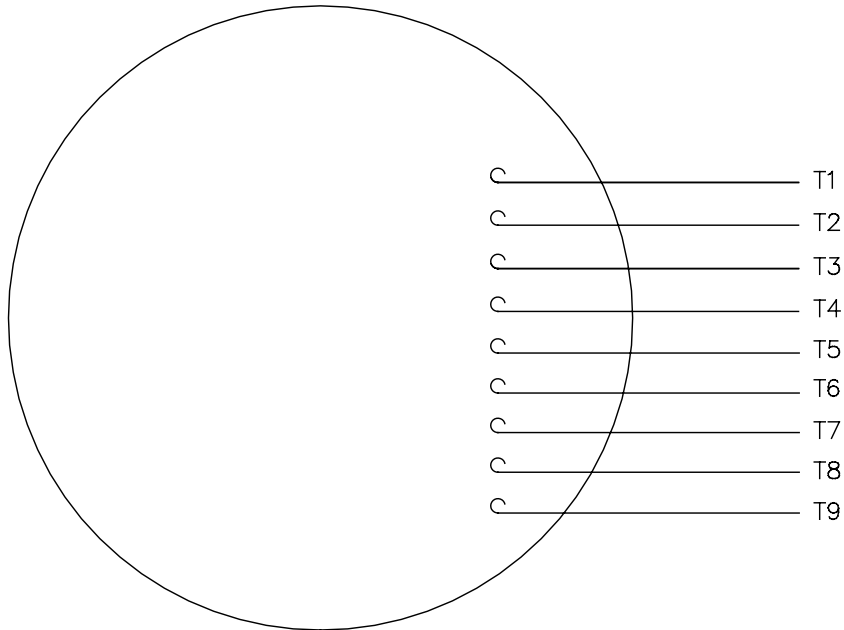
GASKETS THROUGHOUT

NO.		REVISION	BY & DATE	CHK	ANG	TOLERANCES UNLESS SPECIFIED	LEESON		ELECTRIC MOTORS GEARMOTORS AND DRIVES	DRAWN PG 11/28/05
						DEC. INCHES				CHK
						.X $\pm .1$				APPD
						.XX $\pm .03$	TITLE	OUTLINE - 48 FRAME		SCALE 1=2
						.XXX $\pm .005$		TEFC GEARMOTOR		REF 031259
						.XXXX $\pm .0005$	MAT'L	3 PHASE		FMF 107025.00
							FINISH	STANDARD		PREV
							RFP	CAD FILE 031837	SIZE B	DRAWING NO. 031837
							DIST			REV.

THIS DRAWING IN DESIGN AND DETAIL IS OUR PROPERTY AND MUST NOT BE USED EXCEPT IN CONNECTION WITH OUR WORK ALL RIGHTS OF DESIGN AND INVENTION ARE RESERVED THIS IS AN ELECTRONICALLY GENERATED DOCUMENT - DO NOT SCALE THIS PRINT

005010-01

VIEW FROM OUTSIDE OF MOTOR AT SWITCH END.



VOLTAGE	L1	L2	L3	JOIN & INSULATE
HIGH	T1	T2	T3	(T4,T7) (T5,T8) (T6,T9)
LOW	T1,T7	T2,T8	T3,T9	T4,T5,T6

				TOLERANCES UNLESS SPECIFIED		<b>REGAL</b> ™ <b>Regal Beloit America, Inc.</b>		DRAWN RDW 04/12/02		
				DEC.	INCHES			CHK		
				.X	±.1			APPD		
				.XX	±.01	TITLE EXTERNAL WIRING DIAGRAM 3 PHASE W/O PROTECTOR		SCALE 1=1		
				.XXX	±.005			REF FIG.2-51		
A	UPDATED TO REGAL LOGO	SAJ 06/26/15	AJY	.XXXX	±.0005	MAT'L DECAL - 004014		FMF		
NO.	REVISION	BY & DATE	CHK	ANG	±1/2"	FINISH		PREV		
THIS DRAWING IN DESIGN AND DETAIL IS OUR PROPERTY AND MUST NOT BE USED EXCEPT IN CONNECTION WITH OUR WORK ALL RIGHTS OF DESIGN AND INVENTION ARE RESERVED THIS IS AN ELECTRONICALLY GENERATED DOCUMENT - DO NOT SCALE THIS PRINT				RFP	04/12/02	CAD FILE 00501001		SIZE	DRAWING NO.	REV.
				DIST BRF-NLV				A	005010-01	A