

BALDOR® • RELIANCE 

Product Information Packet

CEM2555T

100HP, 1780RPM, 3PH, 60HZ, 404TC, 4484M, OPSB

Part Detail							
Revision:	N	Status:	PRD/A	Change #:		Proprietary:	No
Type:	AC	Elec. Spec:	44WGW308	CD Diagram:	CD0180	Mfg Plant:	
Mech. Spec:	44E013	Layout:	44LYE013	Poles:	04	Created Date:	07-29-2010
Base:	RG	Eff. Date:	08-21-2018	Leads:	9#4		

Specs			
Catalog Number:	CEM2555T	Insulation Class:	F
Enclosure:	OPSB	Inverter Code:	Inverter Ready
Frame:	404TC	KVA Code:	H
Frame Material:	Steel	Lifting Lugs:	Standard Lifting Lugs
Output @ Frequency:	100.000 HP @ 60 HZ	Locked Bearing Indicator:	Locked Bearing
Synchronous Speed @ Frequency:	1800 RPM @ 60 HZ	Motor Lead Quantity/Wire Size:	9 @ 4 AWG
Voltage @ Frequency:	460.0 V @ 60 HZ	Motor Lead Exit:	Ko Box
	230.0 V @ 60 HZ	Motor Lead Termination:	Flying Leads
Agency Approvals:	CSA	Motor Type:	4484M
	CSA EEV	Mounting Arrangement:	F1
	UR	Power Factor:	83
Auxillary Box:	No Auxillary Box	Product Family:	General Purpose
Auxillary Box Lead Termination:	None	Pulley End Bearing Type:	Ball
Base Indicator:	Rigid	Pulley Face Code:	C-Face
Bearing Grease Type:	Polyrex EM (-20F +300F)	Pulley Shaft Indicator:	Standard
Blower:	None	Rodent Screen:	None
Current @ Voltage:	248.000 A @ 208.0 V	Shaft Extension Location:	Pulley End
	236.000 A @ 230.0 V	Shaft Ground Indicator:	No Shaft Grounding

	118.000 A @ 460.0 V	Shaft Rotation:	Reversible
Design Code:	A	Shaft Slinger Indicator:	No Slinger
Drip Cover:	No Drip Cover	Speed Code:	Single Speed
Duty Rating:	CONT	Motor Standards:	NEMA
Electrically Isolated Bearing:	Not Electrically Isolated	Starting Method:	Direct on line
Feedback Device:	NO FEEDBACK	Thermal Device - Bearing:	NONE (OLD)
Front Face Code:	Standard	Thermal Device - Winding:	None
Front Shaft Indicator:	None	Vibration Sensor Indicator:	No Vibration Sensor
Heater Indicator:	No Heater	Winding Thermal 1:	None
		Winding Thermal 2:	None

Nameplate NP2138LUA											
CAT.NO.	CEM255T			P/N				ENCLOSURE	OPSB		
SPEC.	44E013W308G1		CC	010A		FRAME	404TC		S/N		
HP	100			CLASS	F		HZ	60			
RPM	1780			PH	3		DES	A			
VOLT	230/460			KVA-CODE	H		ODE BRG	6312		DE BRG	6316
AMP	236/118			USABLE AT 208V	248						
RATING	40C AMB-CONT			GREASE	POLYREX EM						
NEMA-NOM-EFF	95.4	PF	83	SER.F.	1.15						
HTR-VOLTS	50Hz 100Hp 190/380V 280/140A					SF 1.0					
	HTR-AMPS										

Parts List		
Part Number	Description	Quantity
SA200666	SA 44E013W308G1	1.000 EA
RA187977	RA 44E013W308G1	1.000 EA
S/P107-000-004	SUPER-E(284 FR. & UP)-CL PLANT,POLYREX E	1.000 EA
HA6731	LIFTING LUG FOR 44 FRAME MOTORS.	2.000 EA
HA6648A01	CAST ADAPTER, 44 FRAME - NEMA 404-5 - MA	1.000 EA
19XW3816A16	.38-16 X 1.00 HEX WASHER HEAD TAPTITE II	2.000 EA
HW1001A38	LOCKWASHER 3/8, ZINC PLT .688 OD, .382 I	2.000 EA
18CB1006A04	CB 318 3.62 LD HOLE, .38 MTG HOLE & 3.88	1.000 EA
19XW3118A16	.31-18 HEX WASHER HEAD TAPTITE II 1.00 L	4.000 EA
HW1001A31	LOCKWASHER 5/16, ZINC PLT.591 OD, .319 I	4.000 EA
WD1000B25	GND LUG, BURNDY L125HP OR T&B L125HP-BB	1.000 EA
10XN3118K08	5/16-18 X .50 GRADE #5, STL, ZINC PLATE	1.000 EA
HW1001A31	LOCKWASHER 5/16, ZINC PLT.591 OD, .319 I	1.000 EA
44EP1203A02	FREP, MACH	1.000 EA
HA4051A00	PLASTIC CAP FOR GREASE FITTING	1.000 EA
HW5100A15	W4997-050 WVY WSHR (WB)	1.000 EA
10XN3816K48	3/8-16 X 3 HEX HD CAP SCREW,Z/P	4.000 EA
HW1001A38	LOCKWASHER 3/8, ZINC PLT .688 OD, .382 I	4.000 EA
44EP1402A01	ENDPLATE MACH. 404-5TC FOR 316 BRG	1.000 EA
HA4051A00	PLASTIC CAP FOR GREASE FITTING	1.000 EA
XY5013A12	NUT,1/2-13,HEX,STEEL,ZINCPLATED	8.000 EA
18CB1506A01	CB LID 318 FOR 18CB1006	1.000 EA
10XN3118K16	5/16-18 X 1' GRADE #5, STL, ZINC PLATE	4.000 EA
HW1001A31	LOCKWASHER 5/16, ZINC PLT.591 OD, .319 I	4.000 EA

Parts List (continued)		
Part Number	Description	Quantity
HW2501K66	KEY, 3/4 SQ X 5.625	1.000 EA
LB1115N	LABEL,LIFTING DEVICE (ON ROLLS)	1.000 EA
HW4500A03	GREASE FITTING, .125 NPT 1610(ALEMITE) 8	1.000 EA
HW4500A20	1/8NPT SL PIPE PLUG	1.000 EA
MJ1000A02	GREASE, POLYREX EM EXXON (USe 4824-15A)	0.030 LB
HW4500A03	GREASE FITTING, .125 NPT 1610(ALEMITE) 8	1.000 EA
HW4500A20	1/8NPT SL PIPE PLUG	1.000 EA
HA3175A04	THRUBOLT STUD 1/2-13 X 26.000 - GRADE 2	4.000 EA
MG1000Y03	MUNSELL 2.53Y 6.70/ 4.60, GLOSS 20,	0.080 GA
85XU0407S04	4X1/4 U DRIVE PIN STAINLESS	4.000 EA
44AD2001A01	BAFFLE 44 OPEN,"X"=1.00, SLOTTED BAND MT	1.000 EA
44AD2001A01	BAFFLE 44 OPEN,"X"=1.00, SLOTTED BAND MT	1.000 EA
LB1119N	WARNING LABEL	1.000 EA
LC0181	CONNECTION LABEL	1.000 EA
NP2138LUA	ALUM SUPER-E UL CSA-EEV PREM CC (300SER)	1.000 EA
44PA1000	PK GP COMB PRINT 39-3/8X31X23-7/8	1.000 EA
MN416A01	TAG-INSTAL-MAINT no wire (1200/bx) 5/18	1.000 EA

AC Induction Motor Performance Data

Record # 31771 - Typical performance - not guaranteed values

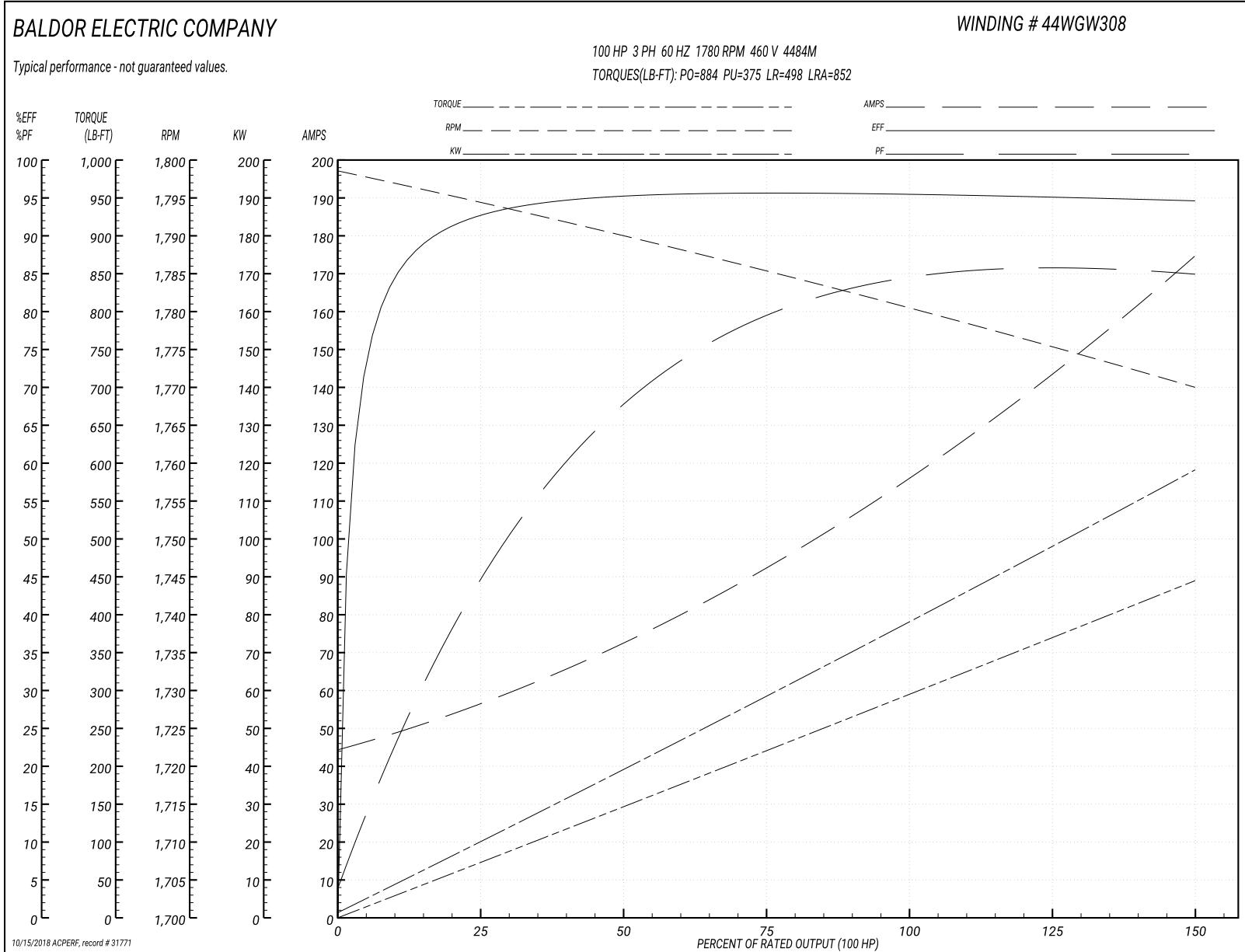
Winding: 44WGW308-R001	Type: 4484M	Enclosure: OPSB
-------------------------------	--------------------	------------------------

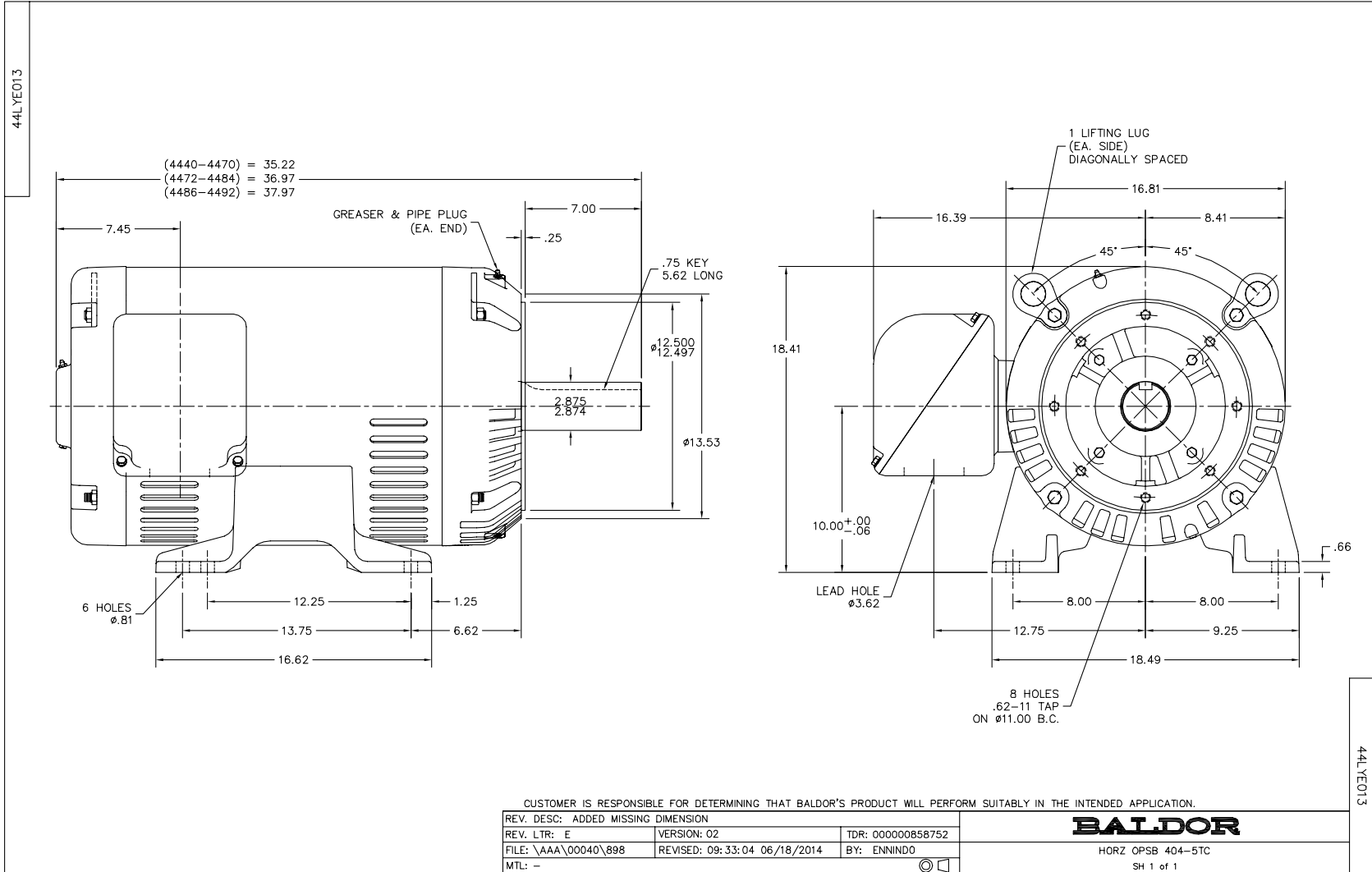
Nameplate Data				460 V, 60 Hz: High Voltage Connection	
Rated Output (HP)	100			Full Load Torque	295 LB-FT
Volts	230/460			Start Configuration	direct on line
Full Load Amps	236/118			Breakdown Torque	884 LB-FT
R.P.M.	1780			Pull-up Torque	375 LB-FT
Hz	60	Phase	3	Locked-rotor Torque	498 LB-FT
NEMA Design Code	A	KVA Code	H	Starting Current	852 A
Service Factor (S.F.)	1.15			No-load Current	46.4 A
NEMA Nom. Eff.	95.4	Power Factor	83	Line-line Res. @ 25°C	0.045551 Ω
Rating - Duty	40C AMB-CONT			Temp. Rise @ Rated Load	47°C
S.F. Amps				Temp. Rise @ S.F. Load	57°C
				Locked-rotor Power Factor	25.3
				Rotor inertia	15.9 LB-FT ²

Load Characteristics 460 V, 60 Hz, 100 HP

% of Rated Load	25	50	75	100	125	150	S.F.
Power Factor	46	70	79	83	85	86	84
Efficiency	92.6	95.3	95.7	95.6	95.2	94.6	95.4
Speed	1794	1789.8	1785.5	1780.7	1775.5	1769.8	1778
Line amperes	54.2	70.6	92.8	118	145	173	134

Performance Graph at 460V, 60Hz, 100.0HP Typical performance - Not guaranteed values





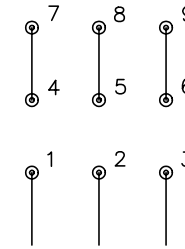
CD0180



LOW VOLTAGE
(2D)



HIGH VOLTAGE
(1D)



NOTES:

1. INTERCHANGE ANY TWO LINE LEADS TO REVERSE ROTATION.
2. OPTIONAL THERMOSTATS ARE PROVIDED WHEN SPECIFIED.
3. ACTUAL NUMBER OF INTERNAL PARALLEL CIRCUITS MAY BE A MULTIPLE OF THOSE SHOWN ABOVE.
4. LEAD COLORS ARE OPTIONAL. LEADS MUST ALWAYS BE NUMBERED AS SHOWN.

REV. DESC: REVISE TO SHOW OPTIONAL COLORS			
REV. LTR: C	BY: JLP	REVISED: 01/21/99 2:28	TDR: 0171435
0810D0		FILE: AAA00005148	MDL: -
		MTL: -	

BALDOR ELECTRIC Co.

3PH, DV, 9 LEADS, DELTA CONNECTION

CD0180