

BALDOR[®] • RELIANCE 

Product Information Packet

EHFM3311T

7.5HP,1770RPM,3PH,60HZ,213T,3734M,OPSB,F

Part Detail							
Revision:	Q	Status:	PRD/A	Change #:		Proprietary:	No
Type:	AC	Elec. Spec:	37WGS520	CD Diagram:	CD0005	Mfg Plant:	
Mech. Spec:	37L724	Layout:	37LYL724	Poles:	04	Created Date:	04-28-2010
Base:	RG	Eff. Date:	01-16-2018	Leads:	9#14		

Specs			
Catalog Number:	EHFM3311T	Insulation Class:	F
Enclosure:	OPSB	Inverter Code:	Inverter Ready
Frame:	213T	KVA Code:	J
Frame Material:	Steel	Lifting Lugs:	Standard Lifting Lugs
Output @ Frequency:	7.500 HP @ 60 HZ	Locked Bearing Indicator:	No Locked Bearing
Synchronous Speed @ Frequency:	1800 RPM @ 60 HZ	Motor Lead Quantity/Wire Size:	9 @ 14 AWG
Voltage @ Frequency:	460.0 V @ 60 HZ	Motor Lead Exit:	Ko Box
	230.0 V @ 60 HZ	Motor Lead Termination:	Flying Leads
XP Class and Group:	None	Motor Type:	3734M
XP Division:	Not Applicable	Mounting Arrangement:	F2
Agency Approvals:	CSA	Power Factor:	79
	UR	Product Family:	General Purpose
Auxillary Box:	No Auxillary Box	Pulley End Bearing Type:	Ball
Auxillary Box Lead Termination:	None	Pulley Face Code:	Standard
Base Indicator:	Rigid	Pulley Shaft Indicator:	Standard
Bearing Grease Type:	Polyrex EM (-20F +300F)	Rodent Screen:	None
Blower:	None	Shaft Extension Location:	Pulley End
Current @ Voltage:	19.400 A @ 230.0 V	Shaft Ground Indicator:	No Shaft Grounding

	20.400 A @ 208.0 V	Shaft Rotation:	Reversible
	9.700 A @ 460.0 V	Shaft Slinger Indicator:	No Slinger
Design Code:	A	Speed Code:	Single Speed
Drip Cover:	No Drip Cover	Motor Standards:	NEMA
Duty Rating:	CONT	Starting Method:	Direct on line
Electrically Isolated Bearing:	Not Electrically Isolated	Thermal Device - Bearing:	NONE (OLD)
Feedback Device:	NO FEEDBACK	Thermal Device - Winding:	None
Front Face Code:	Standard	Vibration Sensor Indicator:	No Vibration Sensor
Front Shaft Indicator:	None	Winding Thermal 1:	None
Heater Indicator:	No Heater	Winding Thermal 2:	None

Nameplate NP2094E06B03	
CAT.NO.	EHF3311T
SPEC.	37L724S520G1
HP	7.5
VOLTS	230/460
AMPS	19.4/9.7
RPM	1770
FRAME	213T HZ 60 PH 3
SER.F.	1.15 CODE J DES A CL F
NEMA-NOM-EFF	91 PF 79
RATING	40C AMB-CONT
CC	010A USABLE AT 208V 20.4
DE	6307 ODE 6206
AUTO	N MANUAL N NONE Y
ENCL	OPSB SN
BLANK	

Parts List		
Part Number	Description	Quantity
SA194116	SA 37L724S520G1	1.000 EA
RA181706	RA 37L724S520G1	1.000 EA
HA6361A01	LIFTING LUG FOR 37, 39 & 40 FRAME ZINC	2.000 EA
37CB3006	37 CB CASTING W/1.38 LEAD HOLE @ 6:00	1.000 EA
51XW2520A10	.25-20 X .62, TAPTITE II, HEX WSHR SLTD	4.000 EA
11XW1032G06	10-32 X .38, TAPTITE II, HEX WSHR SLTD U	1.000 EA
37EP3203D00	MASTER,ODE,206 BRG,GREASER,RELIEF	1.000 EA
HW4500A20	1/8NPT SL PIPE PLUG	1.000 EA
HW4500A19	1/4-28X1/4 SLOTTED PLUG F/S	1.000 EA
HW5100A06	W2420-025 WVY WSHR (WB)	1.000 EA
37EP3204A00	MASTER,DE,307 BRG,GREASER,RELIEF,AEGIS H	1.000 EA
HW4500A20	1/8NPT SL PIPE PLUG	1.000 EA
HW4500A19	1/4-28X1/4 SLOTTED PLUG F/S	1.000 EA
91XN0540J08	SCREW, 5-40 X 1/2", FHC, AS	4.000 EA
XY3118A12	5/16-18 HEX NUT DIRECTIONAL SERRATION	4.000 EA
37CB4516	LIPPED LID FOR 37 FRAME NEC KOBX	1.000 EA
51XW0832A07	8-32 X .44, TAPTITE II, HEX WSHR SLTD SE	4.000 EA
HW2501F21	KEY, 5/16 SQ X 2.375	1.000 EA
HA7000A02	KEY RETAINER RING, 1 1/8 DIA, 1 3/8 DIA	1.000 EA
MJ1000A02	GREASE, POLYREX EM EXXON (USe 4824-15A)	0.050 LB
MG1000G27	MED CHARCOAL METALLIC GREY 400-0096	0.028 GA
37AD2001A01	BAFFLE PLATE, PLASTIC 0.63" WIDTH	2.000 EA
HA3104A39	THRUBOLT-5/16-18 X 12.250	4.000 EA
LC0005	CONN.DIA.,TY M,9-LD,DUAL VOLT,REVERSING	1.000 EA

Parts List (continued)		
Part Number	Description	Quantity
NP2094E06B03	NP LABEL W/BARCODE (PREM EFF HVAC MTR)	1.000 EA
36PA1001	PKG GRP, PRINT PK1017A06	1.000 EA
MN416A01	TAG-INSTAL-MAINT no wire (1200/bx) 5/18	1.000 EA
PE-0000001	ZRTG PE ASSEMBLY	1.000 EA
FE-0000001	ZRTG FE ASSEMBLY	1.000 EA

AC Induction Motor Performance Data

Record # 35207 - Typical performance - not guaranteed values

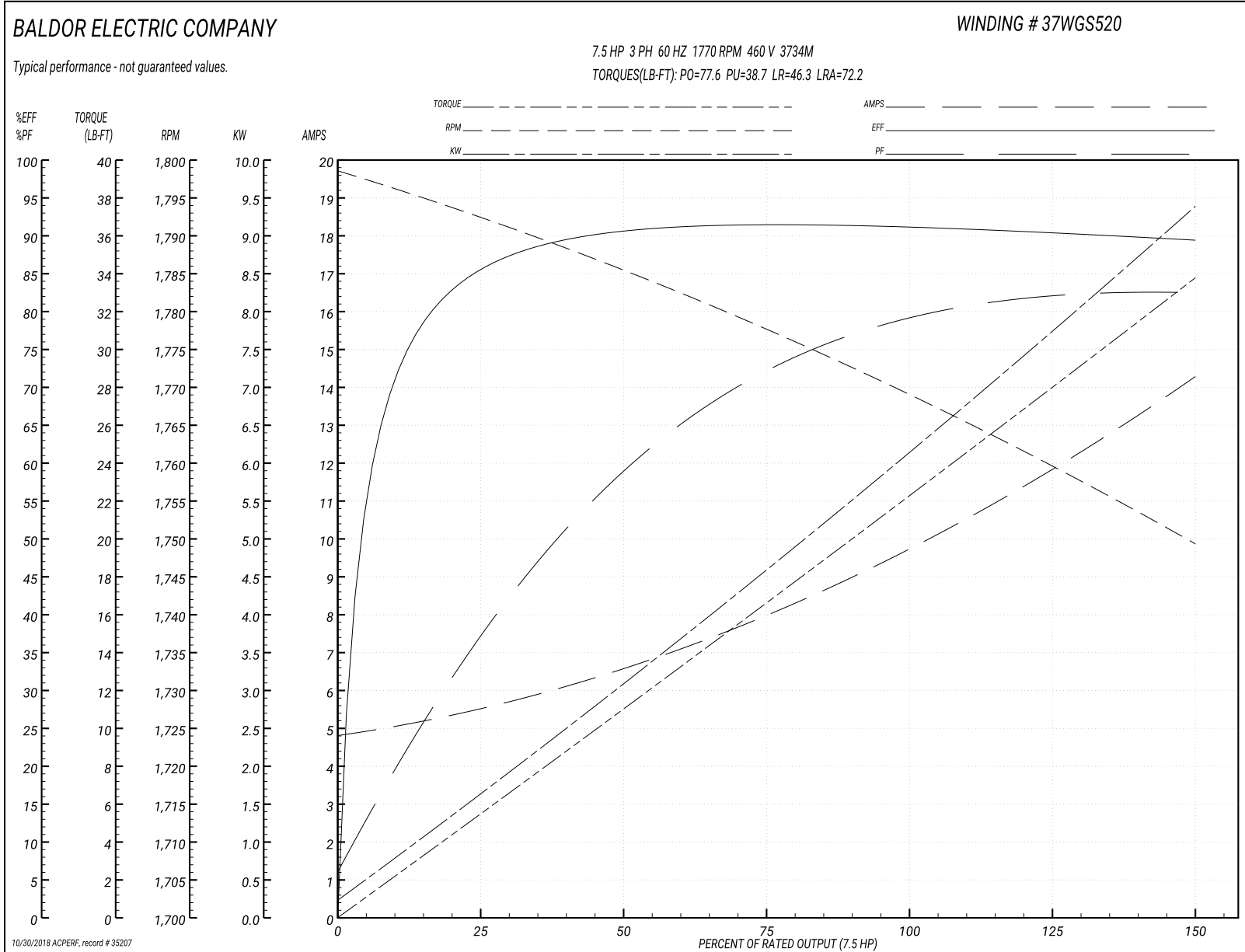
Winding: 37WGS520-R002	Type: 3734M	Enclosure: OPSB
-------------------------------	--------------------	------------------------

Nameplate Data				460 V, 60 Hz: High Voltage Connection	
Rated Output (HP)	7.5			Full Load Torque	22.4 LB-FT
Volts	230/460			Start Configuration	direct on line
Full Load Amps	19.4/9.7			Breakdown Torque	77.6 LB-FT
R.P.M.	1770			Pull-up Torque	38.7 LB-FT
Hz	60	Phase	3	Locked-rotor Torque	46.3 LB-FT
NEMA Design Code	A	KVA Code	J	Starting Current	72.2 A
Service Factor (S.F.)	1.15			No-load Current	4.94 A
NEMA Nom. Eff.	91	Power Factor	79	Line-line Res. @ 25°C	1.53 Ω
Rating - Duty	40C AMB-CONT			Temp. Rise @ Rated Load	37°C
S.F. Amps				Temp. Rise @ S.F. Load	45°C
				Locked-rotor Power Factor	39.2
				Rotor inertia	0.836 LB-FT ²

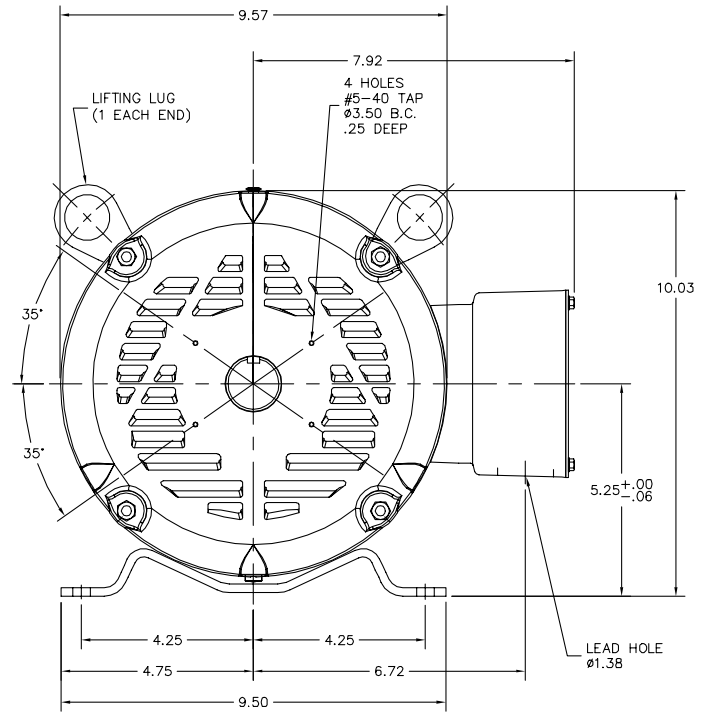
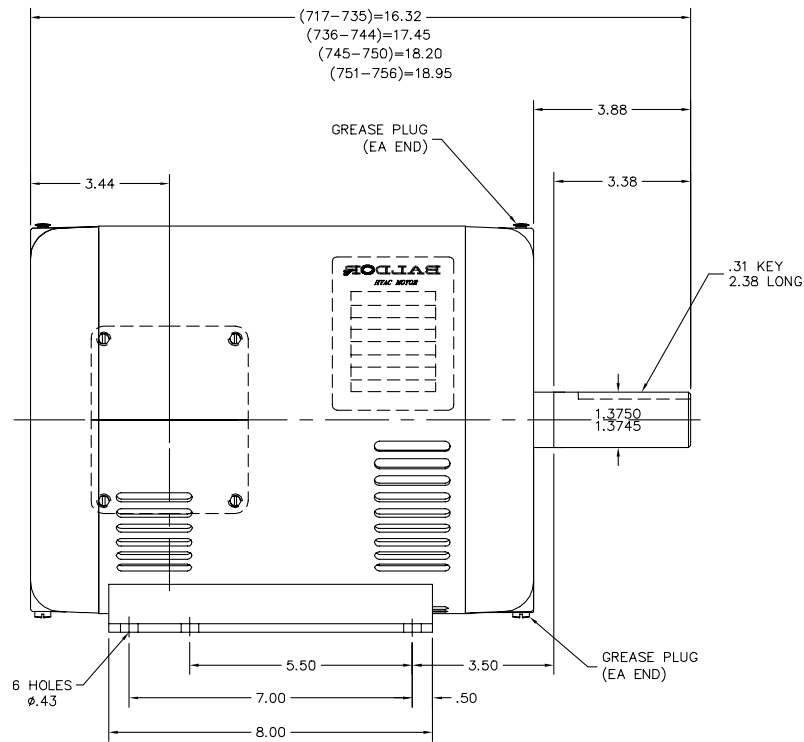
Load Characteristics 460 V, 60 Hz, 7.5 HP

% of Rated Load	25	50	75	100	125	150	S.F.
Power Factor	38	60	72	78	82	83	81
Efficiency	85.1	90.4	91.6	91.3	90.5	89.4	90.7
Speed	1792	1785	1778	1769	1760	1749	1766
Line amperes	5.35	6.5	8.01	9.89	11.9	14.2	11

Performance Graph at 460V, 60Hz, 7.5HP Typical performance - Not guaranteed values



37LYL724



37LYL724

CUSTOMER IS RESPONSIBLE FOR DETERMINING THAT BALDOR'S PRODUCT WILL PERFORM SUITABLY IN THE INTENDED APPLICATION.

REV. DESC: UPDATE GRAPHICS FOR PUEP TO SHOW 4 HOLES FOR AEGIS	TDR: 000001056242
REV. LTR: C	VERSION: 03
FILE: \AAA\00137\943	REVISED: 03:11:21 01/15/2018
MTL: -	BY: ENALEMO

BALDOR

HOR 213-5T OPSB M F2 (HVAC)W/GREASE PLUGS, AEGIS SH GND MTG
SH 1 of 1

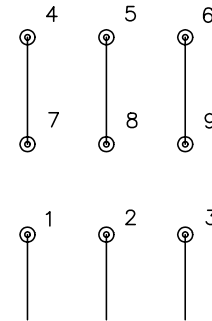
CD0005



LOW VOLTAGE
(2Y)



HIGH VOLTAGE
(1Y)



NOTES:

1. INTERCHANGE ANY TWO LINE LEADS TO REVERSE ROTATION.
2. OPTIONAL THERMOSTATS ARE PROVIDED WHEN SPECIFIED.
3. ACTUAL NUMBER OF INTERNAL PARALLEL CIRCUITS MAY BE A MULTIPLE OF THOSE SHOWN ABOVE.
4. LEAD COLORS ARE OPTIONAL. LEADS MUST ALWAYS BE NUMBERED AS SHOWN.

REV. DESC: REVISE TO SHOW OPTIONAL COLORS			
REV. LTR: E	BY: JLP	REVISED: 01/19/99 10:15	TDR: 0171435
90000		FILE: AAA00005140	MDL: -
		MTL: -	

BALDOR ELECTRIC Co.

3PH, DV, 9 LEADS

CD0005