

**BALDOR® • RELIANCE** 

**Product Information Packet**

**EHM3157T**

**2HP,1750RPM,3PH,60HZ,145T,3526M,OPSB,F1**

Part Detail							
Revision:	U	Status:	PRD/A	Change #:		Proprietary:	No
Type:	AC	Elec. Spec:	35WGM496	CD Diagram:	CD0005	Mfg Plant:	
Mech. Spec:	35VV807	Layout:	35LYVV807	Poles:	04	Created Date:	11-22-2010
Base:	RG	Eff. Date:	08-22-2017	Leads:	9#18		

Specs			
Catalog Number:	EHM3157T	Insulation Class:	F
Enclosure:	OPSB	Inverter Code:	Inverter Ready
Frame:	145T	KVA Code:	K
Frame Material:	Steel	Lifting Lugs:	No Lifting Lugs
Output @ Frequency:	2.000 HP @ 60 HZ	Locked Bearing Indicator:	No Locked Bearing
Synchronous Speed @ Frequency:	1800 RPM @ 60 HZ	Motor Lead Quantity/Wire Size:	9 @ 18 AWG
Voltage @ Frequency:	460.0 V @ 60 HZ	Motor Lead Exit:	Ko Box
	230.0 V @ 60 HZ	Motor Lead Termination:	Flying Leads
XP Class and Group:	None	Motor Type:	3526M
XP Division:	Not Applicable	Mounting Arrangement:	F1
Agency Approvals:	CSA	Power Factor:	76
	UR	Product Family:	General Purpose
Auxillary Box:	No Auxillary Box	Pulley End Bearing Type:	Ball
Auxillary Box Lead Termination:	None	Pulley Face Code:	Standard
Base Indicator:	Rigid	Pulley Shaft Indicator:	Standard
Bearing Grease Type:	Polyrex EM (-20F +300F)	Rodent Screen:	None
Blower:	None	RoHS Status:	ROHS COMPLIANT
Current @ Voltage:	2.900 A @ 460.0 V	Shaft Extension Location:	Pulley End

	5.800 A @ 208.0 V	<b>Shaft Ground Indicator:</b>	No Shaft Grounding
	5.800 A @ 230.0 V	<b>Shaft Rotation:</b>	Reversible
<b>Design Code:</b>	B	<b>Shaft Slinger Indicator:</b>	No Slinger
<b>Drip Cover:</b>	No Drip Cover	<b>Speed Code:</b>	Single Speed
<b>Duty Rating:</b>	CONT	<b>Motor Standards:</b>	NEMA
<b>Electrically Isolated Bearing:</b>	Not Electrically Isolated	<b>Starting Method:</b>	Direct on line
<b>Feedback Device:</b>	NO FEEDBACK	<b>Thermal Device - Bearing:</b>	NONE (OLD)
<b>Front Face Code:</b>	Standard	<b>Thermal Device - Winding:</b>	None
<b>Front Shaft Indicator:</b>	None	<b>Vibration Sensor Indicator:</b>	No Vibration Sensor
<b>Heater Indicator:</b>	No Heater	<b>Winding Thermal 1:</b>	None
		<b>Winding Thermal 2:</b>	None

Nameplate NP2094C06B03	
CAT.NO.	EHM3157T
SPEC.	35VV807M496G1
HP	2
VOLTS	230/460
AMPS	5.8/2.9
RPM	1750
FRAME	145T
	HZ 60
	PH 3
SER.F.	1.15
	CODE K
	DES B
	CL F
NEMA-NOM-EFF	86.5
	PF 76
RATING	40C AMB-CONT
CC	010A
	USABLE AT 208V 5.8
DE	6205
	ODE 6203
AUTO	N
	MANUAL N
	NONE Y
ENCL	OPSB
	SN
BLANK	

Parts List		
Part Number	Description	Quantity
SA212052	SA 35VV807M496G1	1.000 EA
RA199282	RA 35VV807M496G1	1.000 EA
NS2512A01	INSULATOR, CONDUIT BOX X	1.000 EA
35CB4004A17	SHEET METAL KOBX 35 (STAMPED) 35CB4004 L	1.000 EA
51XT1032A04	10-32X1/4 HX WA SL SR TYT (F/S)	4.000 EA
11XW1032G06	10-32 X .38, TAPTITE II, HEX WSHR SLTD U	1.000 EA
HW3001B01	BRASS CUP WASHER, FOR #10 SCREW	1.000 EA
35EP3209B00	MASTER ODE,203 BRG,GRSR,RLF	1.000 EA
HW4500A19	1/4-28X1/4 SLOTTED PLUG F/S	1.000 EA
HW4500A20	1/8NPT SL PIPE PLUG	1.000 EA
HW5100A03	WAVY WASHER (W1543-017)	1.000 EA
35EP3210D00	MASTER DE,205 BRG,GRSR,STD SH,AEGIS HALF	1.000 EA
91XN0540J08	SCREW, 5-40 X 1/2", FHC, AS	2.000 EA
HW4500A19	1/4-28X1/4 SLOTTED PLUG F/S	1.000 EA
HW4500A20	1/8NPT SL PIPE PLUG	1.000 EA
XY1032A02	10-32 HEX NUT DIRECTIONAL SERRATION	4.000 EA
35CB4509	BOX LID MODEL 35 FOR 35CB4004-GALV & PHO	1.000 EA
51XB1016A08	10-16X 1/2HXWSSLD SERTYB	4.000 EA
HW2501D13	KEY, 3/16 SQ X 1.375	1.000 EA
HA7000A01	KEY RETAINER 7/8" DIA SHAFT	1.000 EA
HA6362ZP	LIFTING LUG FOR 36 FRAME MOTORS.	2.000 EA
MJ1000A02	GREASE, POLYREX EM EXXON (USe 4824-15A)	0.050 LB
MG1000G27	MED CHARCOAL METALLIC GREY 400-0096	0.017 GA
HA3100A71	THRUBOLT 10-32 X 9.500	4.000 EA

<b>Parts List (continued)</b>		
<b>Part Number</b>	<b>Description</b>	<b>Quantity</b>
35AD2005A01	BAFFLE PLATE,MOD 35-SLTD BAND MTRS GL.F.	2.000 EA
LC0005	CONN.DIA.,TY M,9-LD,DUAL VOLT,REVERSING	1.000 EA
NP2094C06B03	NP LABEL W/BARCODE (FOR HVAC MOTOR)	1.000 EA
35PA1066	PKG GRP, PRINT PK1008A06	1.000 EA
MN416A01	TAG-INSTAL-MAINT no wire (1200/bx) 5/18	1.000 EA
PE-0000001	ZRTG PE ASSEMBLY	1.000 EA
FE-0000001	ZRTG FE ASSEMBLY	1.000 EA

**AC Induction Motor Performance Data**

Record # 33882 - Typical performance - not guaranteed values

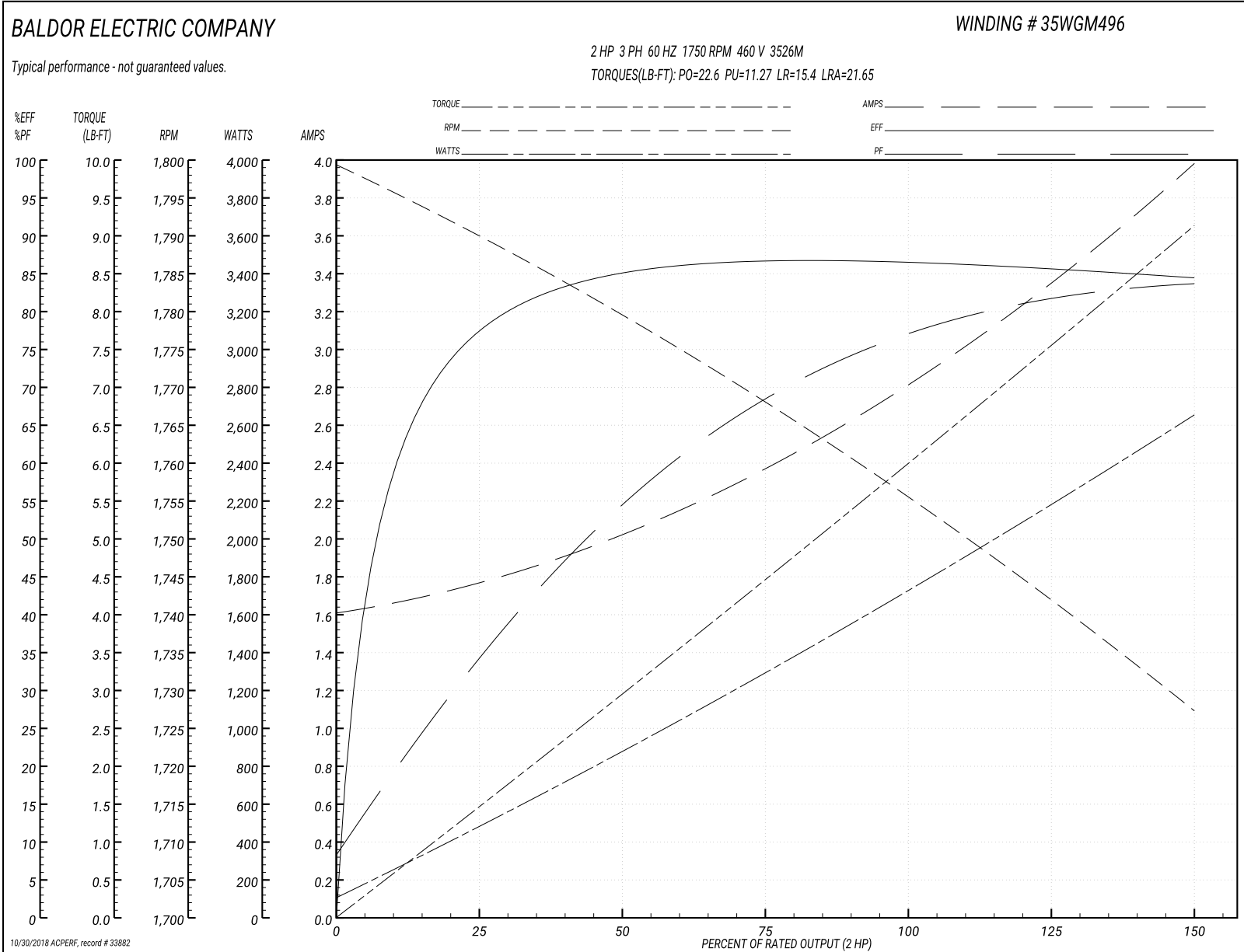
<b>Winding:</b> 35WGM496-R001	<b>Type:</b> 3526M	<b>Enclosure:</b> OPSB
-------------------------------	--------------------	------------------------

Nameplate Data				460 V, 60 Hz: High Voltage Connection	
Rated Output (HP)	2			Full Load Torque	6.02 LB-FT
Volts	230/460			Start Configuration	direct on line
Full Load Amps	5.8/2.9			Breakdown Torque	22.6 LB-FT
R.P.M.	1750			Pull-up Torque	11.27 LB-FT
Hz	60	Phase	3	Locked-rotor Torque	15.4 LB-FT
NEMA Design Code	B	KVA Code	K	Starting Current	21.65 A
Service Factor (S.F.)	1.15			No-load Current	1.63 A
NEMA Nom. Eff.	86.5	Power Factor	76	Line-line Res. @ 25°C	8.22 Ω
Rating - Duty	40C AMB-CONT			Temp. Rise @ Rated Load	38°C
S.F. Amps				Temp. Rise @ S.F. Load	46°C
				Locked-rotor Power Factor	52.4
				Rotor inertia	0.154 LB-FT <sup>2</sup>

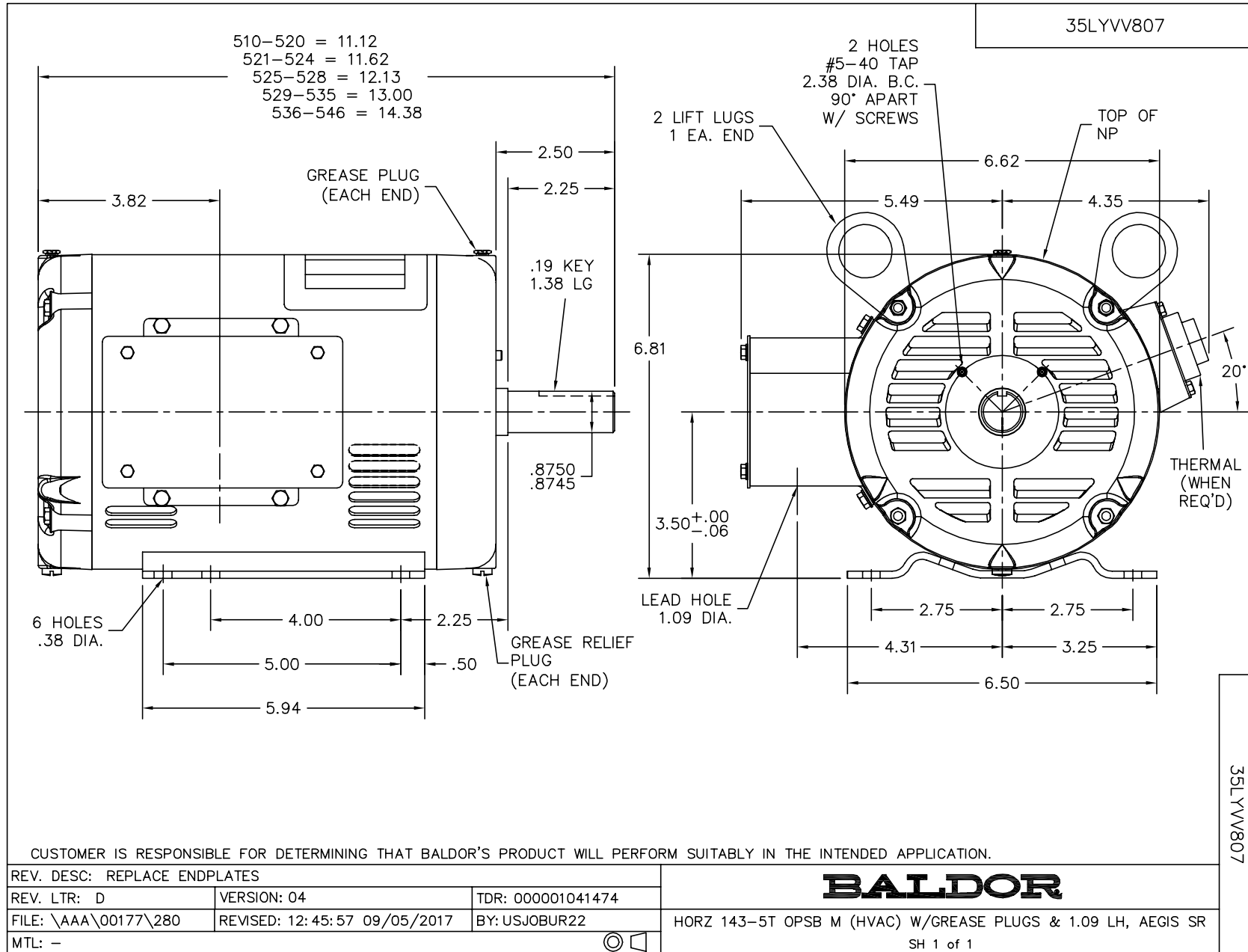
Load Characteristics 460 V, 60 Hz, 2 HP

% of Rated Load	25	50	75	100	125	150	S.F.
Power Factor	35	56	69	76	81	84	76
Efficiency	77	84.7	86.8	86.6	85.8	84.3	86.6
Speed	1789	1779	1768	1756	1742	1727	1749
Line amperes	1.75	2.01	2.37	2.85	3.37	3.96	3.25

Performance Graph at 460V, 60Hz, 2.0HP Typical performance - Not guaranteed values







CD0005

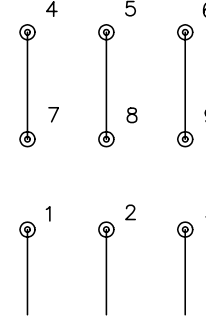


LOW VOLTAGE  
(2Y)



LINE

HIGH VOLTAGE  
(1Y)



LINE

NOTES:

1. INTERCHANGE ANY TWO LINE LEADS TO REVERSE ROTATION.
2. OPTIONAL THERMOSTATS ARE PROVIDED WHEN SPECIFIED.
3. ACTUAL NUMBER OF INTERNAL PARALLEL CIRCUITS MAY BE A MULTIPLE OF THOSE SHOWN ABOVE.
4. LEAD COLORS ARE OPTIONAL. LEADS MUST ALWAYS BE NUMBERED AS SHOWN.

REV. DESC: REVISE TO SHOW OPTIONAL COLORS

REV. LTR: E BY: JLP

REVISED: 01/19/99 10:15

TDR: 0171435

90000

FILE: AAA00005140

MDL: -

MTL: -

**BALDOR ELECTRIC Co.**

3PH, DV, 9 LEADS

CD0005