

BALDOR • RELIANCE

Customer information packet

EM251502T-4

500HP, 3565RPM, 3PH, 60HZ, 449TS, A44128M, DP

Class - None

Division - Not Applicable

Copyright © All product information within this document is subject to ABB Motors and Mechanical Inc. copyright © protection, unless otherwise noted.

4/10/2025 11:59:46 PM

Specifications

Enclosure	DP
Frame	449TS
Frame Material	Iron
Frequency	60.00 Hz
Haz Area Class and Group	None
Haz Area Division	Not Applicable
Motor Letter Type	Three Phase
Output @ Frequency	500.000 HP @ 60 HZ
Phase	3
Synchronous Speed @ Frequency	3600 RPM @ 60 HZ
Voltage @ Frequency	460.0 V @ 60 HZ
Agency Approvals	CCSAUSEEV
Ambient Temperature	40 °C
Auxillary Box	No Auxillary Box
Base Indicator	Rigid
Bearing Grease Type	Polyrex EM (-20F +300F)
Current @ Voltage	544.000 A @ 460.0 V
Design Code	B
Drip Cover	No Drip Cover
Duty Rating	CONT
Efficiency @ 100% Load	96.2 %
Feedback Device	NO FEEDBACK
Heater Indicator	No Heater
High Voltage Full Load Amps	544.0 a
Insulation Class	F
Inverter Code	Inverter Ready
IP Rating	NONE
KVA Code	F
Lifting Lugs	Standard Lifting Lugs
Motor Lead Quantity/Wire Size	12 @ 1 AWG
Motor Standards	NEMA
Motor Type	A44128M

Part detail

Revision	J
Type	AC
Mech. spec.	
Base	
Status	PRD/A
Elec. spec.	A44WG2745
Layout	604989-501
Eff. date	03-21-2018
CD Diagram	416820-008
Poles	02
Leads	6#1 (02 per group)
Proprietary	False
Created date	02-12-2015

Mounting Arrangement	F1
Number of Poles	2
Overall Length	39.37 IN
Power Factor	89
Product Family	General Industrial
Pulley End Bearing Type	Ball
Pulley Face Code	Standard
Service Factor	1.15
Shaft Diameter	2.375 IN
Shaft Ground Indicator	No Shaft Grounding
Shaft Rotation	Reversible
Shaft Slinger Indicator	No Slinger
Speed	3565 rpm
Speed Code	Single Speed
Starting Method	Wye Start - Delta Run
Thermal Device - Bearing	None
Thermal Device - Winding	None

Nameplate

NP2496L	
MOBIL POLYREX EM	

NP2349L

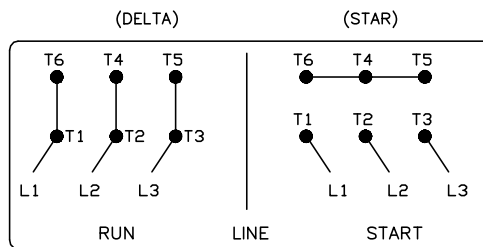
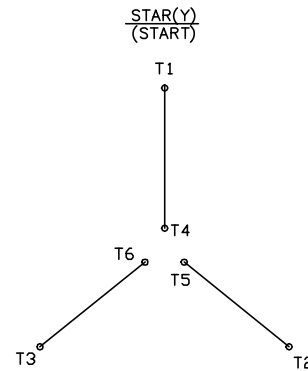
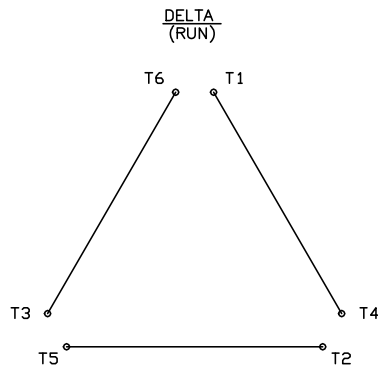
SPEC NO.	A44-6890-2745	CAT.NO.	EM251502T-4	FRAME	449TS
HP	500	VOLTS	460	PHASE	3
RPM	3565	AMPS	544	DESIGN	B
DRIVE END BEARING	65BC03J30X	DUTY	CONT	TYPE	P
OPP D.E. BEARING	65BC03J30X	ENCL	DP	INSUL.CLASS	F
SER.NO.		CODE	F	HZ	60
		POWER FACTOR	89	AMB	40
				SF	1.15
				NEMA-NOM-EFFICIENCY	96.2
				MAX CORR KVAR	60
				GUARANTEED EFFICIENCY	95.4
				NEMA NOM/CSA QUOTED EFF	
				MOTOR WEIGHT	

416820-008

A-C MOTOR CONNECTION DIAGRAM

STANDARD 6 LEAD

Y START – DELTA RUN



< N. P. 1767-DC >

REV. DESC: ADDED T4 TO Y CONNECT DIAGRAM		
REV. LTR: D	VERSION: 04	TDR: 00000847713
FILE: \RAG\00001\808	REVISED: 10:41:26 04/08/2014	BY: RAGJSS1
MTL: -	© □	

BALDOR

CONNECT DIAGRAM STD 6 LEAD Y START DELTA RUN

SH 1 of 1

416820-008