

BALDOR® • RELIANCE 

Product Information Packet

EM31107

.5HP,3450RPM,3PH,60HZ,56,3416M,ODP,F1,N

Part Detail							
Revision:	D	Status:	PRD/A	Change #:		Proprietary:	No
Type:	AC	Elec. Spec:	34WGS937	CD Diagram:	CD0005	Mfg Plant:	
Mech. Spec:	34B061	Layout:	34LYB061	Poles:	02	Created Date:	02-26-2014
Base:	RG	Eff. Date:	02-22-2018	Leads:	9#18		

Specs			
Catalog Number:	EM31107	Insulation Class:	F
Enclosure:	ODP	Inverter Code:	Not Inverter
Frame:	56	KVA Code:	P
Frame Material:	Steel	Lifting Lugs:	No Lifting Lugs
Output @ Frequency:	.500 HP @ 60 HZ	Locked Bearing Indicator:	No Locked Bearing
Synchronous Speed @ Frequency:	3600 RPM @ 60 HZ	Motor Lead Quantity/Wire Size:	9 @ 18 AWG
Voltage @ Frequency:	460.0 V @ 60 HZ	Motor Lead Exit:	Ko Box
	230.0 V @ 60 HZ	Motor Lead Termination:	Flying Leads
XP Class and Group:	None	Motor Type:	3416M
XP Division:	Not Applicable	Mounting Arrangement:	F1
Agency Approvals:	CSA	Power Factor:	78
	UR	Product Family:	General Purpose
Auxillary Box:	No Auxillary Box	Pulley End Bearing Type:	Ball
Auxillary Box Lead Termination:	None	Pulley Face Code:	Standard
Base Indicator:	Rigid	Pulley Shaft Indicator:	Standard
Bearing Grease Type:	Polyrex EM (-20F +300F)	Rodent Screen:	None
Blower:	None	RoHS Status:	ROHS COMPLIANT
Current @ Voltage:	.800 A @ 460.0 V	Shaft Extension Location:	Pulley End

	1.600 A @ 230.0 V	Shaft Ground Indicator:	No Shaft Grounding
	1.900 A @ 208.0 V	Shaft Rotation:	Reversible
Design Code:	B	Shaft Slinger Indicator:	No Slinger
Drip Cover:	No Drip Cover	Speed Code:	Single Speed
Duty Rating:	CONT	Motor Standards:	NEMA
Electrically Isolated Bearing:	Not Electrically Isolated	Starting Method:	Direct on line
Feedback Device:	NO FEEDBACK	Thermal Device - Bearing:	NONE (OLD)
Front Face Code:	Standard	Thermal Device - Winding:	None
Front Shaft Indicator:	None	Vibration Sensor Indicator:	No Vibration Sensor
Heater Indicator:	No Heater	Winding Thermal 1:	None
		Winding Thermal 2:	None

Nameplate NP3155L										
CAT.NO.	EM31107									
SPEC.	34B061S937G1									
HP	.5									
VOLTS	230/460									
AMP	1.6/8									
RPM	3450									
FRAME	56				HZ	60			PH	3
SER.F.	1.25		CODE	P	DES	B		CL	F	
F.L. AVG. EFF.	73.4		PF	78						
RATING	40C AMB-CONT									
CC								USABLE AT 208V	1.9	
DE	6203				ODE	6203				
ENCL	ODP		SN							
	SFA 1.8/9									

Parts List		
Part Number	Description	Quantity
SA277355	SA 34B061S937G1	1.000 EA
RA263906	RA 34B061S937G1	1.000 EA
NS2512A01	INSULATOR, CONDUIT BOX X	1.000 EA
34CB3002A	CB CAST W/.88 DIA HOLE	1.000 EA
51XB1016A07	10-16 X 7/16 HXWSSLD SERTYB	2.000 EA
11XW1032G06	10-32 X .38, TAPTITE II, HEX WSHR SLTD U	1.000 EA
34EP3200A01SP	FR ENDPLATE, MACH	1.000 EA
HW5100A03	WAVY WASHER (W1543-017)	1.000 EA
34EP3200A02SP	FR/PU ENDPLATE, MACH	1.000 EA
XY1032A02	10-32 HEX NUT DIRECTIONAL SERRATION	4.000 EA
34CB4517	CB LID 4 MTG HOLES .22 DIA STAMPED, FOR	1.000 EA
51XW0832A07	8-32 X .44, TAPTITE II, HEX WSHR SLTD SE	4.000 EA
HW2501D13	KEY, 3/16 SQ X 1.375	1.000 EA
HA7000A04	KEY RETAINER 0.625 DIA SHAFTS	1.000 EA
MG1000Y03	MUNSELL 2.53Y 6.70/ 4.60, GLOSS 20,	0.014 GA
85XU0407S04	4X1/4 U DRIVE PIN STAINLESS	2.000 EA
HA3100A12	THRUBOLT 10-32 X 7.375	4.000 EA
MN416A01	TAG-INSTAL-MAINT no wire (1200/bx) 5/18	1.000 EA
LC0005E01	CONN.DIA./WARNING LABEL (LC0005/LB1119N)	1.000 EA
NP3155L	ALUM SUPER-E UL CSA CC "SEMS"	1.000 EA
35PA1000	PKG GRP, PRINT PK1008A06	1.000 EA

AC Induction Motor Performance Data

Record # 44903 - Typical performance - not guaranteed values

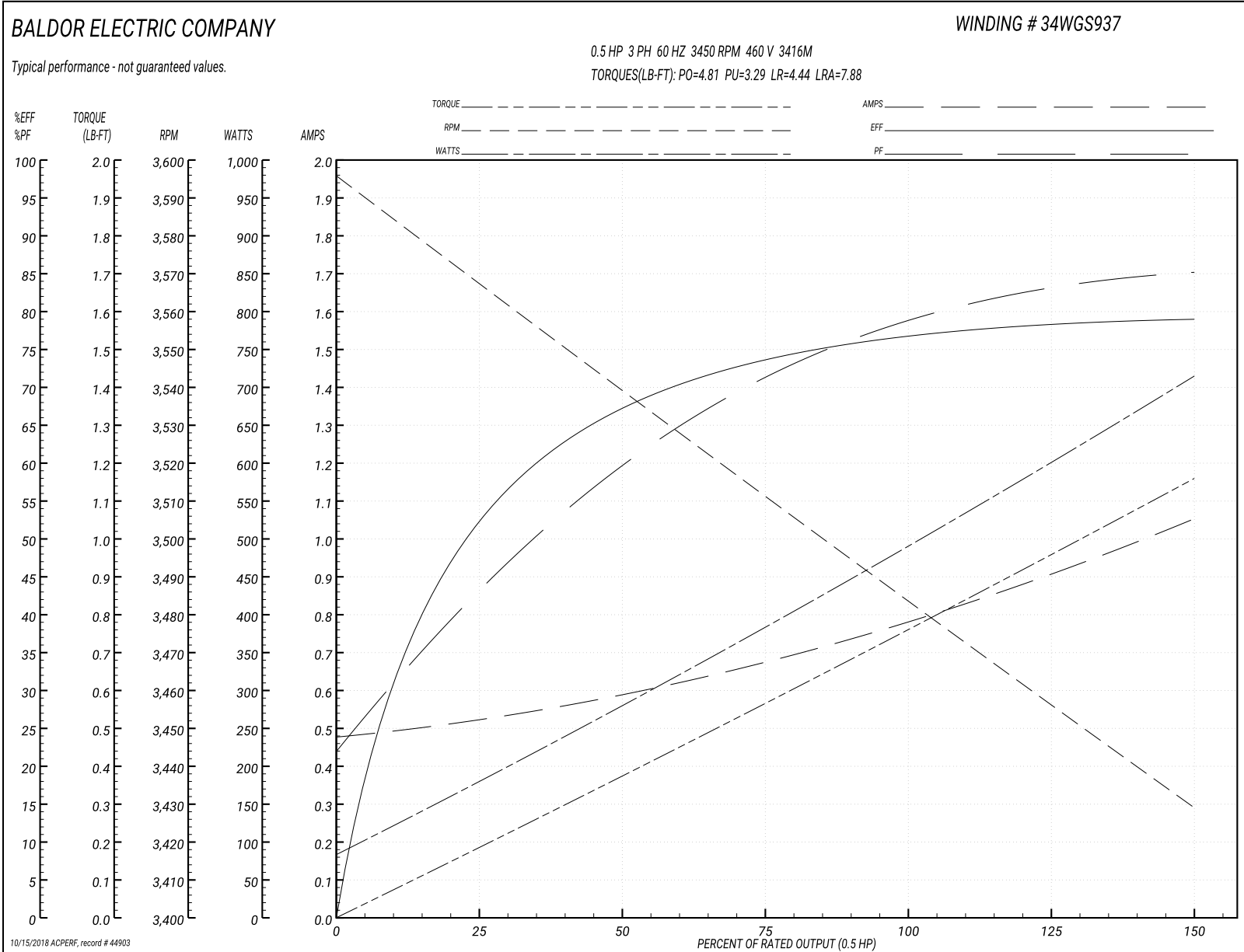
Winding: 34WGS937-R001	Type: 3416M	Enclosure: OPEN
-------------------------------	--------------------	------------------------

Nameplate Data				460 V, 60 Hz: High Voltage Connection	
Rated Output (HP)	.5			Full Load Torque	0.767 LB-FT
Volts	230/460			Start Configuration	direct on line
Full Load Amps	1.6/.8			Breakdown Torque	4.81 LB-FT
R.P.M.	3450			Pull-up Torque	3.29 LB-FT
Hz	60	Phase	3	Locked-rotor Torque	4.44 LB-FT
NEMA Design Code	B	KVA Code	N	Starting Current	7.88 A
Service Factor (S.F.)	1.25			No-load Current	0.48 A
NEMA Nom. Eff.	73.4	Power Factor	75	Line-line Res. @ 25°C	22.08 Ω
Rating - Duty	40C AMB-CONT			Temp. Rise @ Rated Load	15°C
S.F. Amps	1.8/.9			Temp. Rise @ S.F. Load	17°C
				Locked-rotor Power Factor	66
				Rotor inertia	0.0148 LB-FT ²

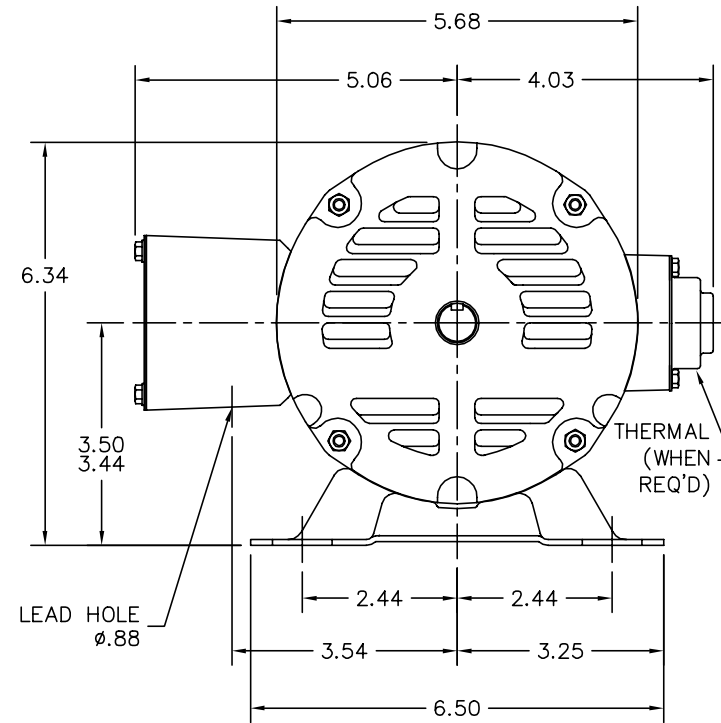
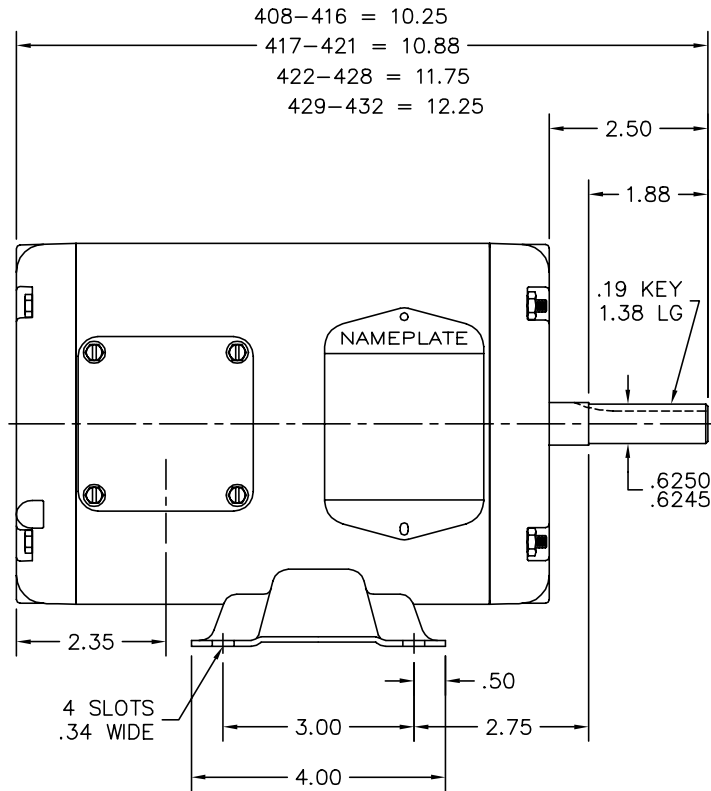
Load Characteristics 460 V, 60 Hz, 0.5 HP

% of Rated Load	25	50	75	100	125	150	S.F.
Power Factor	45	61	72	78	83	86	83
Efficiency	54	67.8	73.9	76.9	78.3	78.8	78.3
Speed	3560	3537.1	3511.5	3484.8	3456.5	3427.6	3456
Line amperes	0.524	0.591	0.676	0.79	0.911	1.05	0.911

Performance Graph at 460V, 60Hz, 0.5HP Typical performance - Not guaranteed values



34LYB061



CUSTOMER IS RESPONSIBLE FOR DETERMINING THAT BALDOR'S PRODUCT WILL PERFORM SUITABLY IN THE INTENDED APPLICATION.

REV. DESC: REV TO FREEZE SECTION VIEW OF KOBX IN RIGHT VIEW		
REV. LTR: D	VERSION: 02	TDR: 000000939068
FILE: \AAA\00034\110	REVISED: 10:09:16 08/14/2015	BY: ENBENBO
MTL: -		

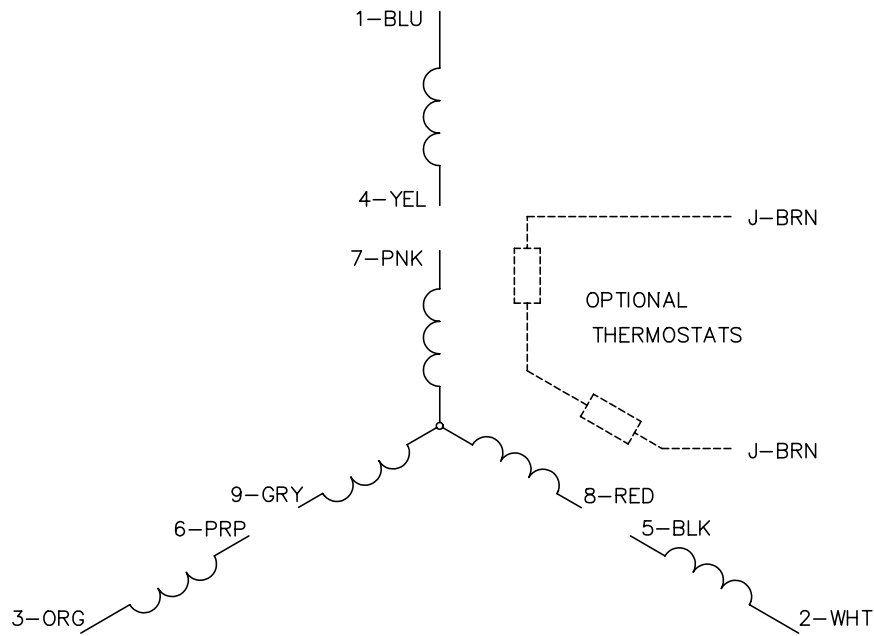
BALDOR

STD HORZ MODEL 34M NEMA 56 OPEN

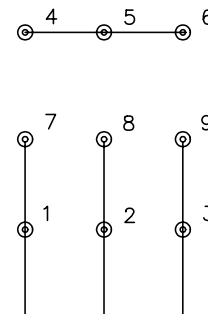
SH 1 of 1

34LYB061

CD0005

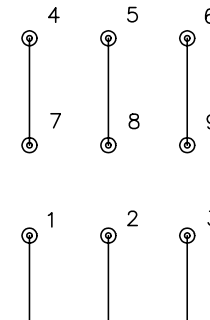


LOW VOLTAGE
(2Y)



LINE

HIGH VOLTAGE
(1Y)



LINE

NOTES:

1. INTERCHANGE ANY TWO LINE LEADS TO REVERSE ROTATION.
2. OPTIONAL THERMOSTATS ARE PROVIDED WHEN SPECIFIED.
3. ACTUAL NUMBER OF INTERNAL PARALLEL CIRCUITS MAY BE A MULTIPLE OF THOSE SHOWN ABOVE.
4. LEAD COLORS ARE OPTIONAL. LEADS MUST ALWAYS BE NUMBERED AS SHOWN.

REV. DESC: REVISE TO SHOW OPTIONAL COLORS

REV. LTR: E BY: JLP

REVISED: 01/19/99 10:15

TDR: 0171435

900003

FILE: AAA00005140

MDL: -

MTL: -

BALDOR ELECTRIC Co.

3PH, DV, 9 LEADS

CD0005