

BALDOR® • RELIANCE 

Product Information Packet

EM3112

.75HP,1730RPM,3PH,60HZ,56,3516M,ODP,F1,N

Part Detail							
Revision:	J	Status:	PRD/A	Change #:		Proprietary:	No
Type:	AC	Elec. Spec:	35WGN725	CD Diagram:	CD0005	Mfg Plant:	
Mech. Spec:	35B011	Layout:	35LYB011	Poles:	04	Created Date:	02-27-2014
Base:	RG	Eff. Date:	08-21-2017	Leads:	9#18		

Specs			
Catalog Number:	EM31112	Insulation Class:	F
Enclosure:	ODP	Inverter Code:	Not Inverter
Frame:	56	KVA Code:	J
Frame Material:	Steel	Lifting Lugs:	No Lifting Lugs
Output @ Frequency:	.750 HP @ 60 HZ	Locked Bearing Indicator:	No Locked Bearing
Synchronous Speed @ Frequency:	1800 RPM @ 60 HZ	Motor Lead Quantity/Wire Size:	9 @ 18 AWG
Voltage @ Frequency:	460.0 V @ 60 HZ	Motor Lead Exit:	Ko Box
	230.0 V @ 60 HZ	Motor Lead Termination:	Flying Leads
XP Class and Group:	None	Motor Type:	3516M
XP Division:	Not Applicable	Mounting Arrangement:	F1
Agency Approvals:	CSA	Power Factor:	84
	UR	Product Family:	General Purpose
Auxillary Box:	No Auxillary Box	Pulley End Bearing Type:	Ball
Auxillary Box Lead Termination:	None	Pulley Face Code:	Standard
Base Indicator:	Rigid	Pulley Shaft Indicator:	Standard
Bearing Grease Type:	Polyrex EM (-20F +300F)	Rodent Screen:	None
Blower:	None	RoHS Status:	ROHS COMPLIANT
Current @ Voltage:	1.000 A @ 460.0 V	Shaft Extension Location:	Pulley End

	2.000 A @ 230.0 V	Shaft Ground Indicator:	No Shaft Grounding
	2.100 A @ 208.0 V	Shaft Rotation:	Reversible
Design Code:	B	Shaft Slinger Indicator:	No Slinger
Drip Cover:	No Drip Cover	Speed Code:	Single Speed
Duty Rating:	CONT	Motor Standards:	NEMA
Electrically Isolated Bearing:	Not Electrically Isolated	Starting Method:	Direct on line
Feedback Device:	NO FEEDBACK	Thermal Device - Bearing:	NONE (OLD)
Front Face Code:	Standard	Thermal Device - Winding:	None
Front Shaft Indicator:	None	Vibration Sensor Indicator:	No Vibration Sensor
Heater Indicator:	No Heater	Winding Thermal 1:	None
		Winding Thermal 2:	None

Nameplate NP3155L													
CAT.NO.	EM31112												
SPEC.	35B011N725G1												
HP	.75												
VOLTS	230/460												
AMP	2/1												
RPM	1730												
FRAME	56					HZ	60			PH	3		
SER.F.	1.25					CODE	J		DES	B		CL	F
F.L. AVG. EFF.	81.1					PF	84						
RATING	40C AMB-CONT												
CC										USABLE AT 208V	2.1		
DE	6205					ODE	6203						
ENCL	ODP					SN							
	SFA 2.4/1.2												

Parts List		
Part Number	Description	Quantity
SA277269	SA 35B011N725G1	1.000 EA
RA263821	RA 35B011N725G1	1.000 EA
NS2512A01	INSULATOR, CONDUIT BOX X	1.000 EA
35CB3007	35 CB CASTING W/.88 DIA. LEAD HOLE	1.000 EA
51XB1016A07	10-16 X 7/16 HXWSSLD SERTYB	2.000 EA
11XW1032G06	10-32 X .38, TAPTITE II, HEX WSHR SLTD U	1.000 EA
35EP3209G00	MASTER ODE,203 BRG	1.000 EA
HW5100A03	WAVY WASHER (W1543-017)	1.000 EA
35EP3210B00	MASTER DE,205 BRG,1.000SH	1.000 EA
XY1032A02	10-32 HEX NUT DIRECTIONAL SERRATION	4.000 EA
35CB4521	35 LIPPED CB LID (GALV & PHOSPH)	1.000 EA
51XW0832A07	8-32 X .44, TAPTITE II, HEX WSHR SLTD SE	4.000 EA
HW2501D13	KEY, 3/16 SQ X 1.375	1.000 EA
HA7000A04	KEY RETAINER 0.625 DIA SHAFTS	1.000 EA
85XU0407S04	4X1/4 U DRIVE PIN STAINLESS	2.000 EA
MJ1000A02	GREASE, POLYREX EM EXXON (USe 4824-15A)	0.050 LB
HA3100A15	THRUBOLT 10-32 X 8.375	4.000 EA
MG1000Y03	MUNSELL 2.53Y 6.70/ 4.60, GLOSS 20,	0.017 GA
LC0005E01	CONN.DIA./WARNING LABEL (LC0005/LB1119N)	1.000 EA
MN416A01	TAG-INSTAL-MAINT no wire (1200/bx) 5/18	1.000 EA
NP3155L	ALUM SUPER-E UL CSA CC "SEMS"	1.000 EA
35PA1066	PKG GRP, PRINT PK1008A06	1.000 EA
PE-0000001	ZRTG PE ASSEMBLY	1.000 EA
FE-0000001	ZRTG FE ASSEMBLY	1.000 EA

AC Induction Motor Performance Data

Record # 57228 - Typical performance - not guaranteed values

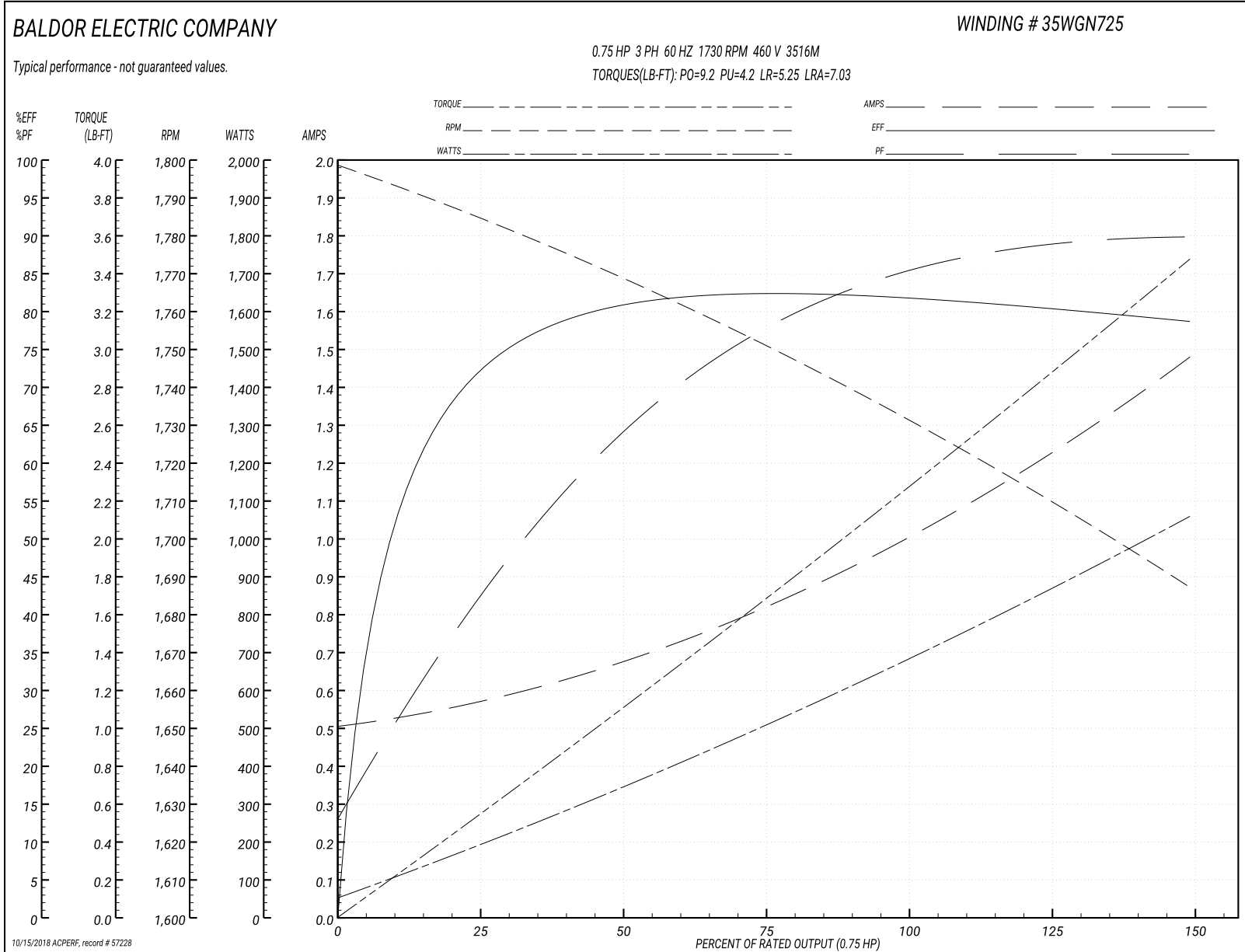
Winding: 35WGN725-R005	Type: 3516M	Enclosure: OPEN
-------------------------------	--------------------	------------------------

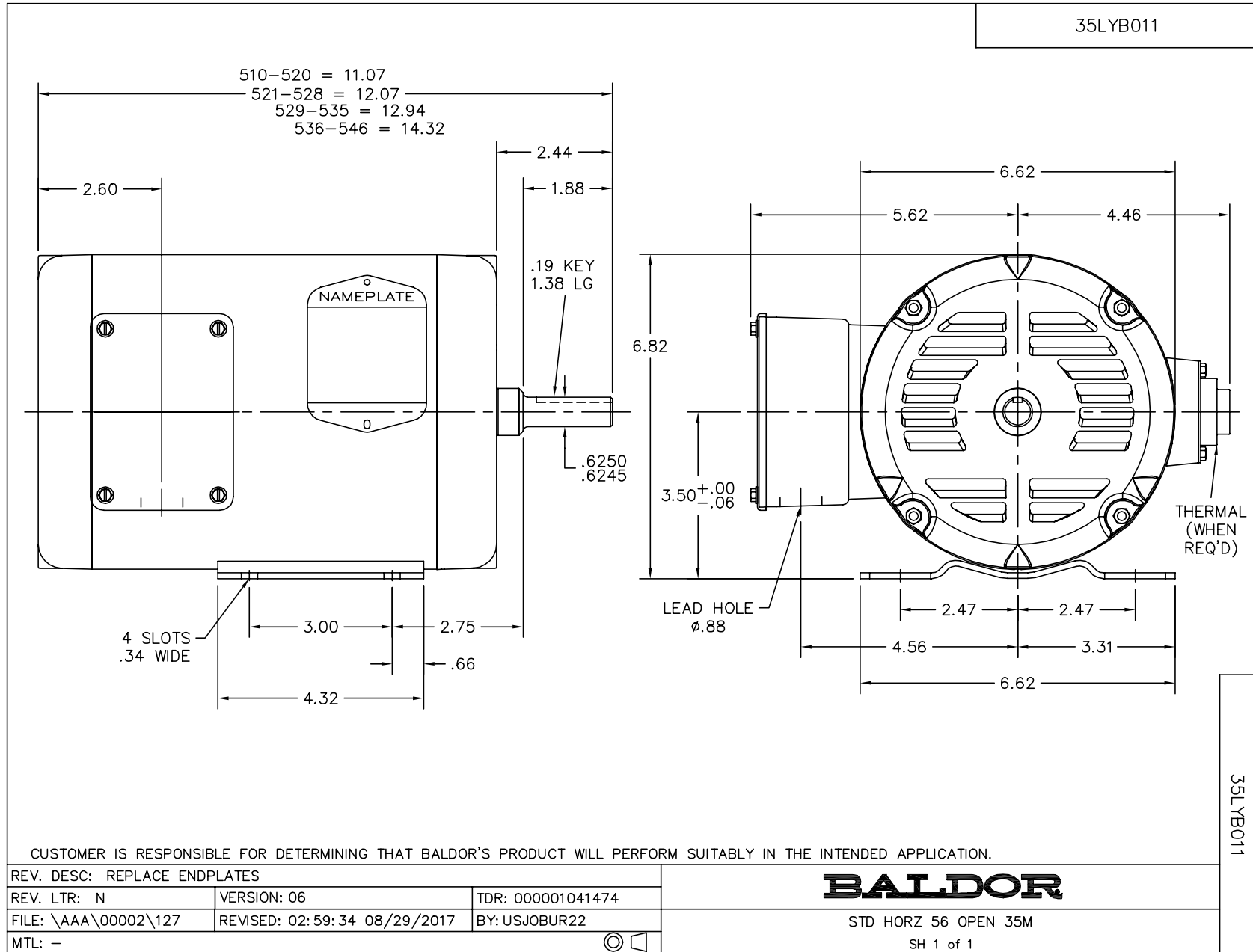
Nameplate Data				460 V, 60 Hz: High Voltage Connection	
Rated Output (HP)	.75			Full Load Torque	2.26 LB-FT
Volts	230/460			Start Configuration	direct on line
Full Load Amps	2/1			Breakdown Torque	9.2 LB-FT
R.P.M.	1730			Pull-up Torque	4.2 LB-FT
Hz	60	Phase	3	Locked-rotor Torque	5.25 LB-FT
NEMA Design Code	B	KVA Code	J	Starting Current	7.03 A
Service Factor (S.F.)	1.25			No-load Current	0.51 A
NEMA Nom. Eff.	81.1	Power Factor	84	Line-line Res. @ 25°C	32.1 Ω
Rating - Duty	40C AMB-CONT			Temp. Rise @ Rated Load	20°C
S.F. Amps	2.4/1.2			Temp. Rise @ S.F. Load	27°C
				Locked-rotor Power Factor	66.3
				Rotor inertia	0.0946 LB-FT ²

Load Characteristics 460 V, 60 Hz, 0.75 HP

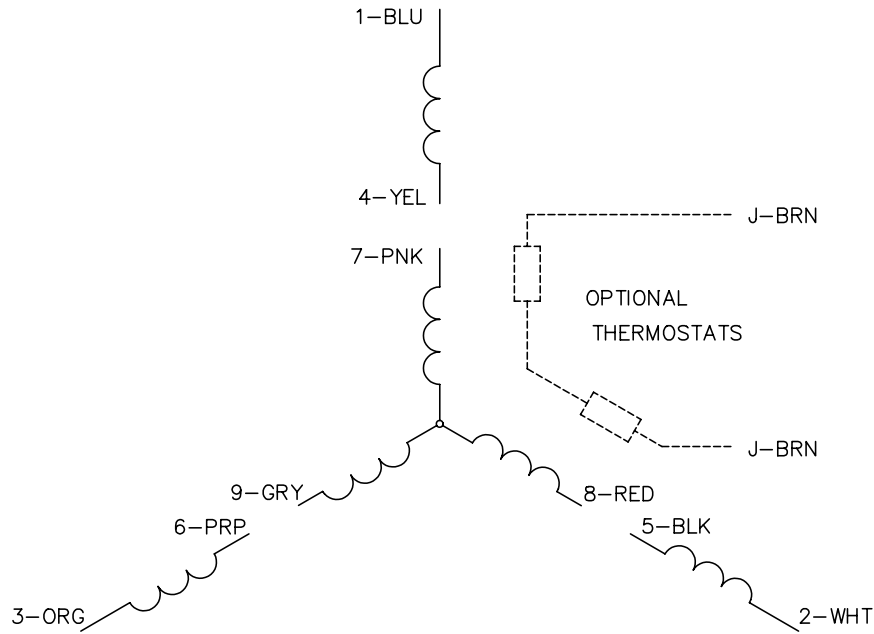
% of Rated Load	25	50	75	100	125	150	S.F.
Power Factor	44	66	77	84	89	90	89
Efficiency	71.8	80.6	82.3	82	80.8	78.6	80.8
Speed	1784	1768	1752	1732	1711	1687	1711
Line amperes	0.569	0.668	0.822	1.01	1.21	1.48	1.21

Performance Graph at 460V, 60Hz, 0.75HP Typical performance - Not guaranteed values

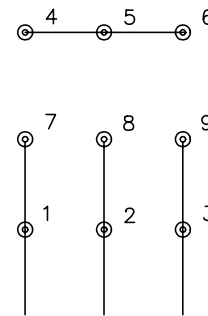




CD0005

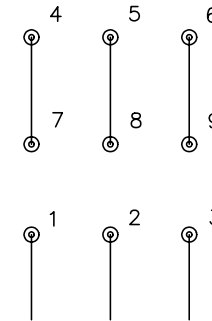


LOW VOLTAGE
(2Y)



LINE

HIGH VOLTAGE
(1Y)



LINE

NOTES:

1. INTERCHANGE ANY TWO LINE LEADS TO REVERSE ROTATION.
2. OPTIONAL THERMOSTATS ARE PROVIDED WHEN SPECIFIED.
3. ACTUAL NUMBER OF INTERNAL PARALLEL CIRCUITS MAY BE A MULTIPLE OF THOSE SHOWN ABOVE.
4. LEAD COLORS ARE OPTIONAL. LEADS MUST ALWAYS BE NUMBERED AS SHOWN.

REV. DESC: REVISE TO SHOW OPTIONAL COLORS			
REV. LTR: E	BY: JLP	REVISED: 01/19/99 10:15	TDR: 0171435
90000		FILE: AAA00005140	MDL: -
		MTL: -	

BALDOR ELECTRIC Co.

3PH, DV, 9 LEADS

CD0005