

BALDOR® • RELIANCE 

Product Information Packet

EM31116

1HP,1750RPM,3PH,60HZ,56,3520M,ODP,F1,N

Part Detail							
Revision:	L	Status:	PRD/A	Change #:		Proprietary:	No
Type:	AC	Elec. Spec:	35WGN726	CD Diagram:	CD0005	Mfg Plant:	
Mech. Spec:	35B011	Layout:	35LYB011	Poles:	04	Created Date:	02-27-2014
Base:	RG	Eff. Date:	01-30-2018	Leads:	9#18		

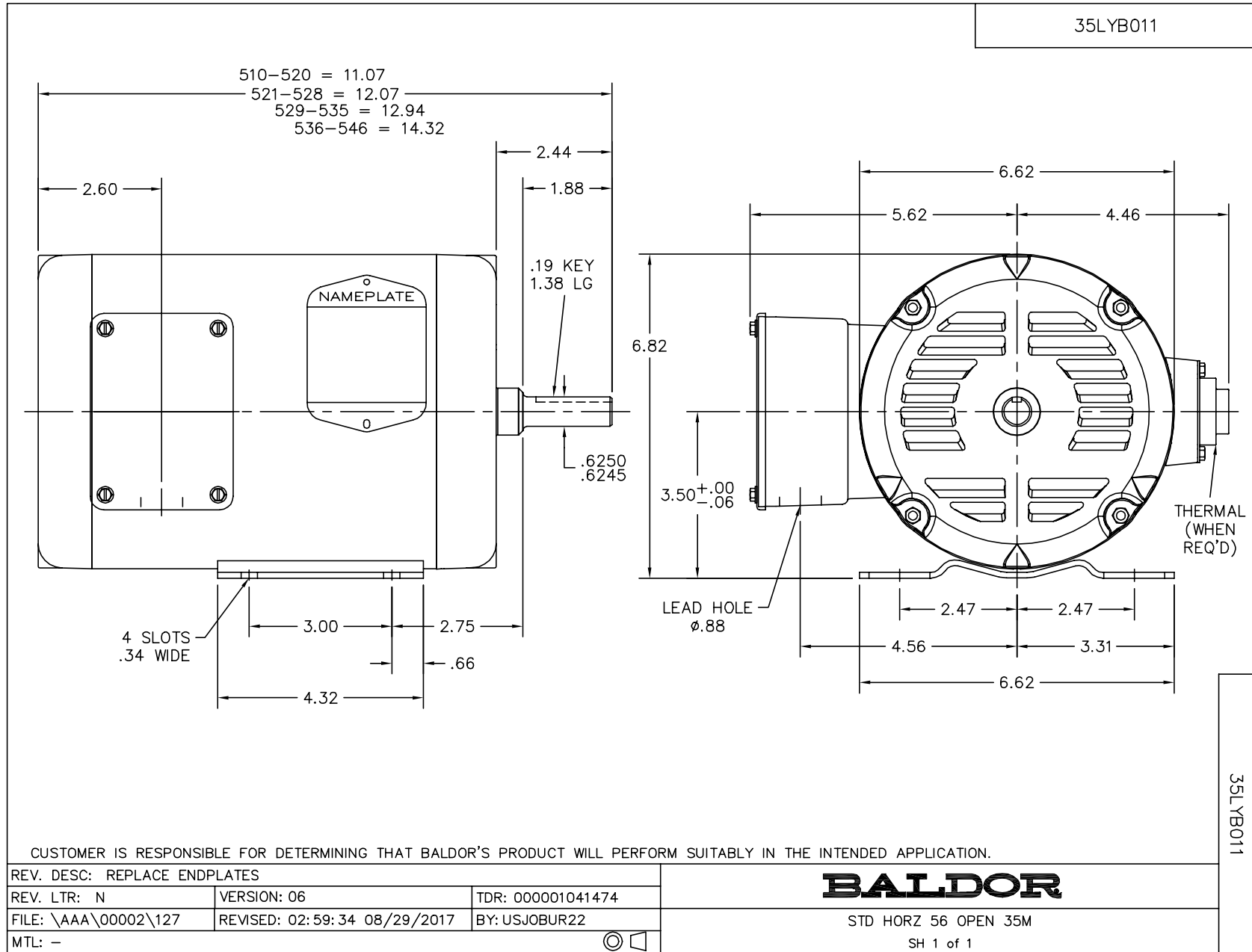
Specs			
Catalog Number:	EM31116	Insulation Class:	F
Enclosure:	ODP	Inverter Code:	Not Inverter
Frame:	56	KVA Code:	M
Frame Material:	Steel	Lifting Lugs:	No Lifting Lugs
Output @ Frequency:	1.000 HP @ 60 HZ	Locked Bearing Indicator:	No Locked Bearing
Synchronous Speed @ Frequency:	1800 RPM @ 60 HZ	Motor Lead Quantity/Wire Size:	9 @ 18 AWG
Voltage @ Frequency:	460.0 V @ 60 HZ	Motor Lead Exit:	Ko Box
	230.0 V @ 60 HZ	Motor Lead Termination:	Flying Leads
XP Class and Group:	None	Motor Type:	3520M
XP Division:	Not Applicable	Mounting Arrangement:	F1
Agency Approvals:	CSA	Power Factor:	73
	UR	Product Family:	General Purpose
Auxillary Box:	No Auxillary Box	Pulley End Bearing Type:	Ball
Auxillary Box Lead Termination:	None	Pulley Face Code:	Standard
Base Indicator:	Rigid	Pulley Shaft Indicator:	Standard
Bearing Grease Type:	Polyrex EM (-20F +300F)	Rodent Screen:	None
Blower:	None	RoHS Status:	ROHS COMPLIANT
Current @ Voltage:	1.450 A @ 460.0 V	Shaft Extension Location:	Pulley End

	2.900 A @ 230.0 V	Shaft Ground Indicator:	No Shaft Grounding
	3.000 A @ 208.0 V	Shaft Rotation:	Reversible
Design Code:	B	Shaft Slinger Indicator:	No Slinger
Drip Cover:	No Drip Cover	Speed Code:	Single Speed
Duty Rating:	CONT	Motor Standards:	NEMA
Electrically Isolated Bearing:	Not Electrically Isolated	Starting Method:	Direct on line
Feedback Device:	NO FEEDBACK	Thermal Device - Bearing:	NONE (OLD)
Front Face Code:	Standard	Thermal Device - Winding:	None
Front Shaft Indicator:	None	Vibration Sensor Indicator:	No Vibration Sensor
Heater Indicator:	No Heater	Winding Thermal 1:	None
		Winding Thermal 2:	None

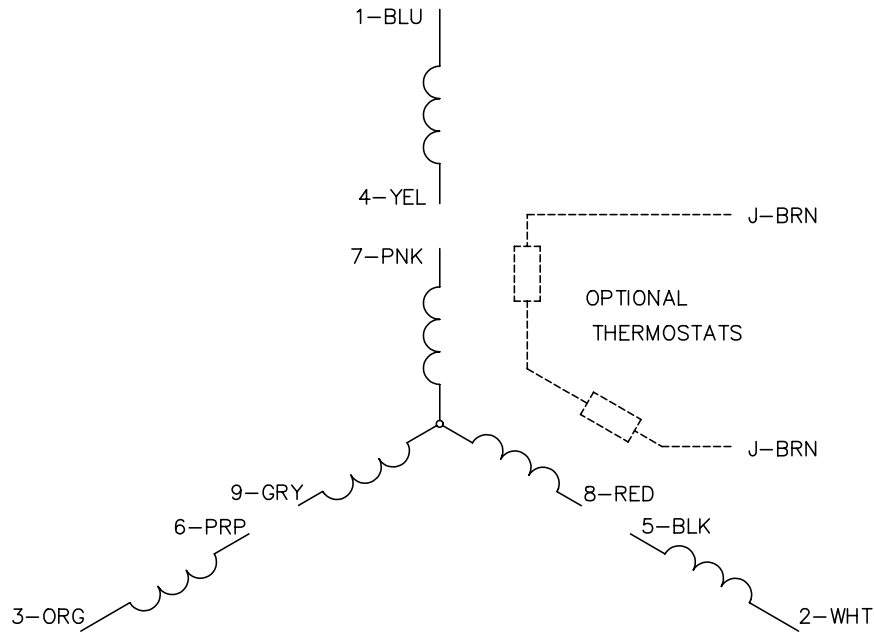
Nameplate NP3155LUA										
CAT.NO.	EM31116									
SPEC.	35B011N726G1									
HP	1									
VOLTS	230/460									
AMPS	2.9/1.45									
RPM	1750									
FRAME	56				HZ	60			PH	3
SF	1.15		CODE	M	DES	B		CLASS	F	
F.L. AVG. EFF.	83.5		PF	73						
RATING	40C AMB-CONT									
CC									USABLE AT 208V	3
DE	6205				ODE	6203				
ENCL	ODP		SN							
USABLE AT	50HZ 1HP 190/380V 3.4/1.7A									
										SF1.0

Parts List		
Part Number	Description	Quantity
SA277267	SA 35B011N726G1	1.000 EA
RA263819	RA 35B011N726G1	1.000 EA
NS2512A01	INSULATOR, CONDUIT BOX X	1.000 EA
35CB3007	35 CB CASTING W/.88 DIA. LEAD HOLE	1.000 EA
51XB1016A07	10-16 X 7/16 HXWSSLD SERTYB	2.000 EA
11XW1032G06	10-32 X .38, TAPTITE II, HEX WSHR SLTD U	1.000 EA
35EP3209G00	MASTER ODE,203 BRG	1.000 EA
HW5100A03	WAVY WASHER (W1543-017)	1.000 EA
35EP3210B00	MASTER DE,205 BRG,1.000SH	1.000 EA
XY1032A02	10-32 HEX NUT DIRECTIONAL SERRATION	4.000 EA
35CB4521	35 LIPPED CB LID (GALV & PHOSPH)	1.000 EA
51XW0832A07	8-32 X .44, TAPTITE II, HEX WSHR SLTD SE	4.000 EA
HW2501D13	KEY, 3/16 SQ X 1.375	1.000 EA
HA7000A04	KEY RETAINER 0.625 DIA SHAFTS	1.000 EA
85XU0407S04	4X1/4 U DRIVE PIN STAINLESS	2.000 EA
MJ1000A02	GREASE, POLYREX EM EXXON (USe 4824-15A)	0.050 LB
HA3100A15	THRUBOLT 10-32 X 8.375	4.000 EA
MG1000Y03	MUNSELL 2.53Y 6.70/ 4.60, GLOSS 20,	0.017 GA
LC0005E01	CONN.DIA./WARNING LABEL (LC0005/LB1119N)	1.000 EA
MN416A01	TAG-INSTAL-MAINT no wire (1200/bx) 5/18	1.000 EA
NP3155LUA	ALUM SUPER-E UL CSA CC "SEMS" "USABLE AT	1.000 EA
35PA1066	PKG GRP, PRINT PK1008A06	1.000 EA
PE-0000001	ZRTG PE ASSEMBLY	1.000 EA
FE-0000001	ZRTG FE ASSEMBLY	1.000 EA

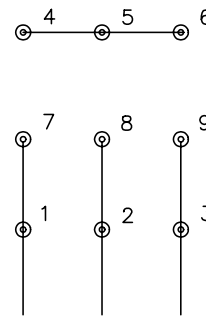
No performance data has been
assigned to this product.



CD0005

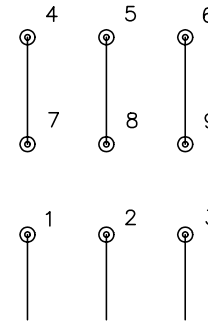


LOW VOLTAGE
(2Y)



LINE

HIGH VOLTAGE
(1Y)



LINE

NOTES:

1. INTERCHANGE ANY TWO LINE LEADS TO REVERSE ROTATION.
2. OPTIONAL THERMOSTATS ARE PROVIDED WHEN SPECIFIED.
3. ACTUAL NUMBER OF INTERNAL PARALLEL CIRCUITS MAY BE A MULTIPLE OF THOSE SHOWN ABOVE.
4. LEAD COLORS ARE OPTIONAL. LEADS MUST ALWAYS BE NUMBERED AS SHOWN.

REV. DESC: REVISE TO SHOW OPTIONAL COLORS			
REV. LTR: E	BY: JLP	REVISED: 01/19/99 10:15	TDR: 0171435
90000		FILE: AAA00005140	MDL: -
		MTL: -	

BALDOR ELECTRIC Co.

3PH, DV, 9 LEADS

CD0005