

BALDOR® • RELIANCE 

Product Information Packet

EM3207T

1.5HP,1170RPM,3PH,60HZ,182T,3628M,OPSB,F

Part Detail							
Revision:	N	Status:	PRD/A	Change #:		Proprietary:	No
Type:	AC	Elec. Spec:	36WGS949	CD Diagram:	CD0005	Mfg Plant:	
Mech. Spec:	36G548	Layout:	36LYG548	Poles:	06	Created Date:	05-30-2012
Base:	RG	Eff. Date:	07-31-2018	Leads:	9#16		

Specs			
Catalog Number:	EM3207T	Heater Indicator:	No Heater
Enclosure:	OPSB	Insulation Class:	F
Frame:	182T	Inverter Code:	Inverter Ready
Frame Material:	Steel	KVA Code:	K
Output @ Frequency:	1.500 HP @ 60 HZ	Lifting Lugs:	Standard Lifting Lugs
Synchronous Speed @ Frequency:	1200 RPM @ 60 HZ	Locked Bearing Indicator:	No Locked Bearing
Voltage @ Frequency:	460.0 V @ 60 HZ	Motor Lead Quantity/Wire Size:	9 @ 16 AWG
	230.0 V @ 60 HZ	Motor Lead Exit:	Ko Box
XP Class and Group:	None	Motor Lead Termination:	Flying Leads
XP Division:	Not Applicable	Motor Type:	3628M
Agency Approvals:	UR	Mounting Arrangement:	F1
	CSA EEV	Power Factor:	64
	CSA	Product Family:	General Purpose
Auxillary Box:	No Auxillary Box	Pulley End Bearing Type:	Ball
Auxillary Box Lead Termination:	None	Pulley Face Code:	Standard
Base Indicator:	Rigid	Pulley Shaft Indicator:	Standard
Bearing Grease Type:	Polyrex EM (-20F +300F)	Rodent Screen:	None
Blower:	None	Shaft Extension Location:	Pulley End

Current @ Voltage:	2.500 A @ 460.0 V	Shaft Ground Indicator:	No Shaft Grounding
	5.000 A @ 230.0 V	Shaft Rotation:	Reversible
	5.100 A @ 208.0 V	Shaft Slinger Indicator:	No Slinger
Design Code:	B	Speed Code:	Single Speed
Drip Cover:	No Drip Cover	Motor Standards:	NEMA
Duty Rating:	CONT	Starting Method:	Direct on line
Electrically Isolated Bearing:	Not Electrically Isolated	Thermal Device - Bearing:	NONE (OLD)
Feedback Device:	NO FEEDBACK	Thermal Device - Winding:	None
Front Face Code:	Standard	Vibration Sensor Indicator:	No Vibration Sensor
Front Shaft Indicator:	None	Winding Thermal 1:	None
		Winding Thermal 2:	None

Nameplate NP1259LUA										
CAT.NO.	EM3207T									
SPEC.	36G548S949G1									
HP	1.5									
VOLTS	230/460									
AMPS	5/2.5									
R.P.M.	1170									
FRAME	182T				HZ	60			PH	3
SER.F.	1.15		CODE	K	DES	B		CLASS	F	
NEMA NOM. EFF.	86.5			P.F.	64					
RATING	40C AMB-CONT									
CC	010A				USABLE AT 208V					5.1
DE	6206			ODE	6205					
ENCL	OPSB		SN							
USABLE AT	50HZ 1.5HP 190/380V 5/2.5A									
									SF1.0	

Parts List		
Part Number	Description	Quantity
SA245354	SA 36G548S949G1	1.000 EA
RA232240	RA 36G548S949G1	1.000 EA
36CB3004	36 CB CASTING W/1.09 DIA LEAD HOLE @ 6:0	1.000 EA
51XB1016A07	10-16 X 7/16 HXWSSLD SERTYB	2.000 EA
11XW1032G06	10-32 X .38, TAPTITE II, HEX WSHR SLTD U	1.000 EA
36EP3200A01	FR ENDPLATE, ASSEMBLY FOR ROUTING	1.000 EA
HW4500A01	1641B(ALEMITE)400 UNIV, GREASE FITT	1.000 EA
HW5100A05	WVY WSHR F/205 & 304 BRGS	1.000 EA
36PE3201A01	PU ENDPLATE, ASSEMBLY FOR ROUTING	1.000 EA
HW4500A01	1641B(ALEMITE)400 UNIV, GREASE FITT	1.000 EA
XY2520A12	1/4-20 HEX NUT, DIRECTIONAL SERRATIONS	4.000 EA
36CB4516	36 LIPPED CB LID - GALVANNEAL	1.000 EA
51XW0832A07	8-32 X .44, TAPTITE II, HEX WSHR SLTD SE	4.000 EA
HW2501E19	STD SQUARE KEY .25 SQUARE X 2.12 LONG	1.000 EA
HA7000A02	KEY RETAINER RING, 1 1/8 DIA, 1 3/8 DIA	1.000 EA
85XU0407S04	4X1/4 U DRIVE PIN STAINLESS	2.000 EA
HA6362ZP	LIFTING LUG FOR 36 FRAME MOTORS.	2.000 EA
MJ1000A02	GREASE, POLYREX EM EXXON (USe 4824-15A)	0.050 LB
LB1115N	LABEL,LIFTING DEVICE (ON ROLLS)	1.000 EA
HA3101A25	THRUBOLT 1/4-20 X 11.000 OHIO ROD	4.000 EA
36AD2004A01	BAFFLE PLATE,MOD 36-SLTD BAND MTRS DELTA	2.000 EA
MG1000Y03	MUNSELL 2.53Y 6.70/ 4.60, GLOSS 20,	0.022 GA
LC0005E01	CONN.DIA./WARNING LABEL (LC0005/LB1119N)	1.000 EA
NP1259LUA	ALUM SUPER-E UL CSA-EEV CC NEMA PREMIUM	1.000 EA

Parts List (continued)		
Part Number	Description	Quantity
36PA1000	PKG GRP, PRINT PK1016A06	1.000 EA
MN416A01	TAG-INSTAL-MAINT no wire (1200/bx) 5/18	1.000 EA

Accessories		
Part Number	Description	Multiplier
36-3403	C FACE KIT	A8
36EP1405A09SP	D-FLANGE KIT	A8

AC Induction Motor Performance Data

Record # 53375 - Typical performance - not guaranteed values

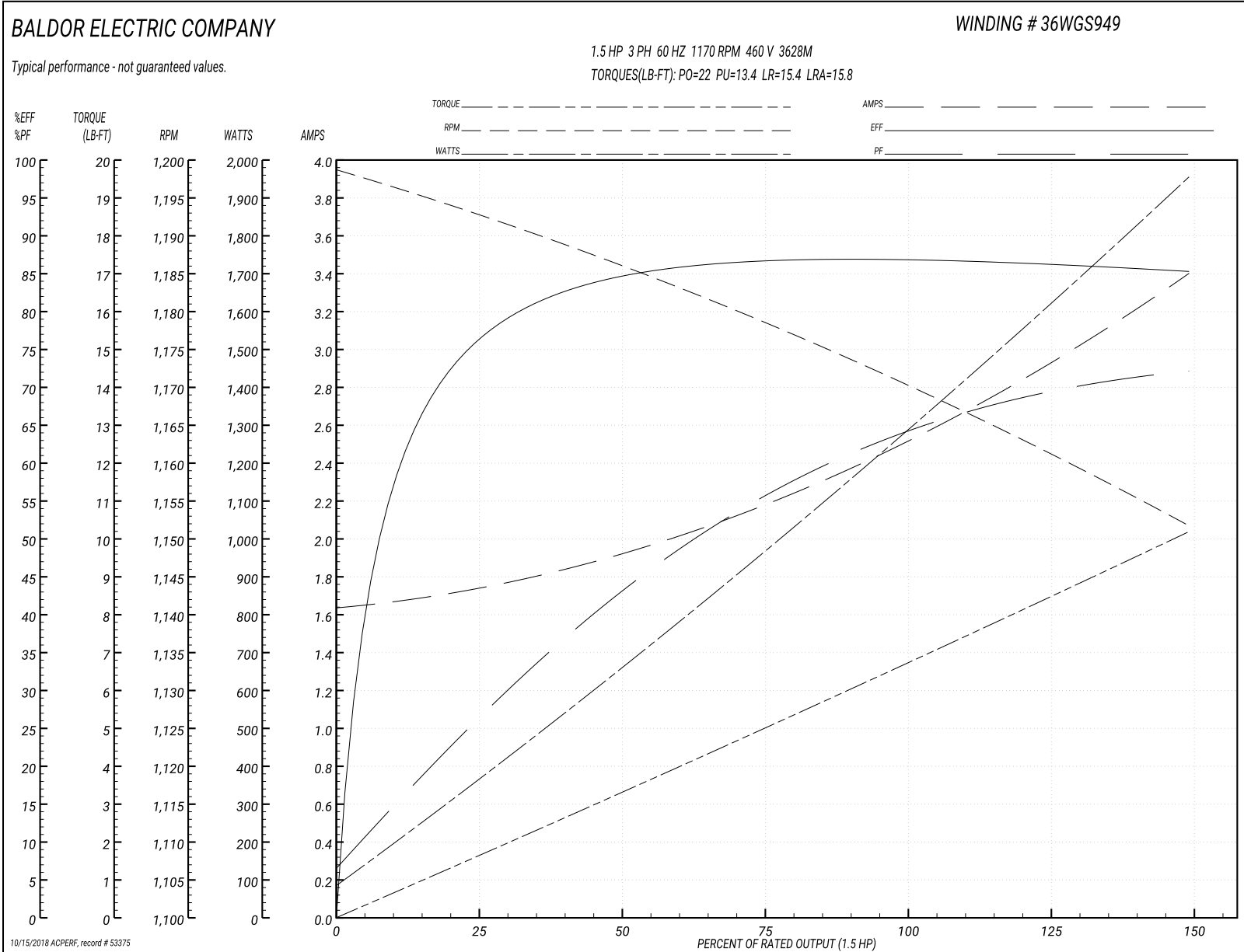
Winding: 36WGS949-R004	Type: 3628M	Enclosure: OPSB
-------------------------------	--------------------	------------------------

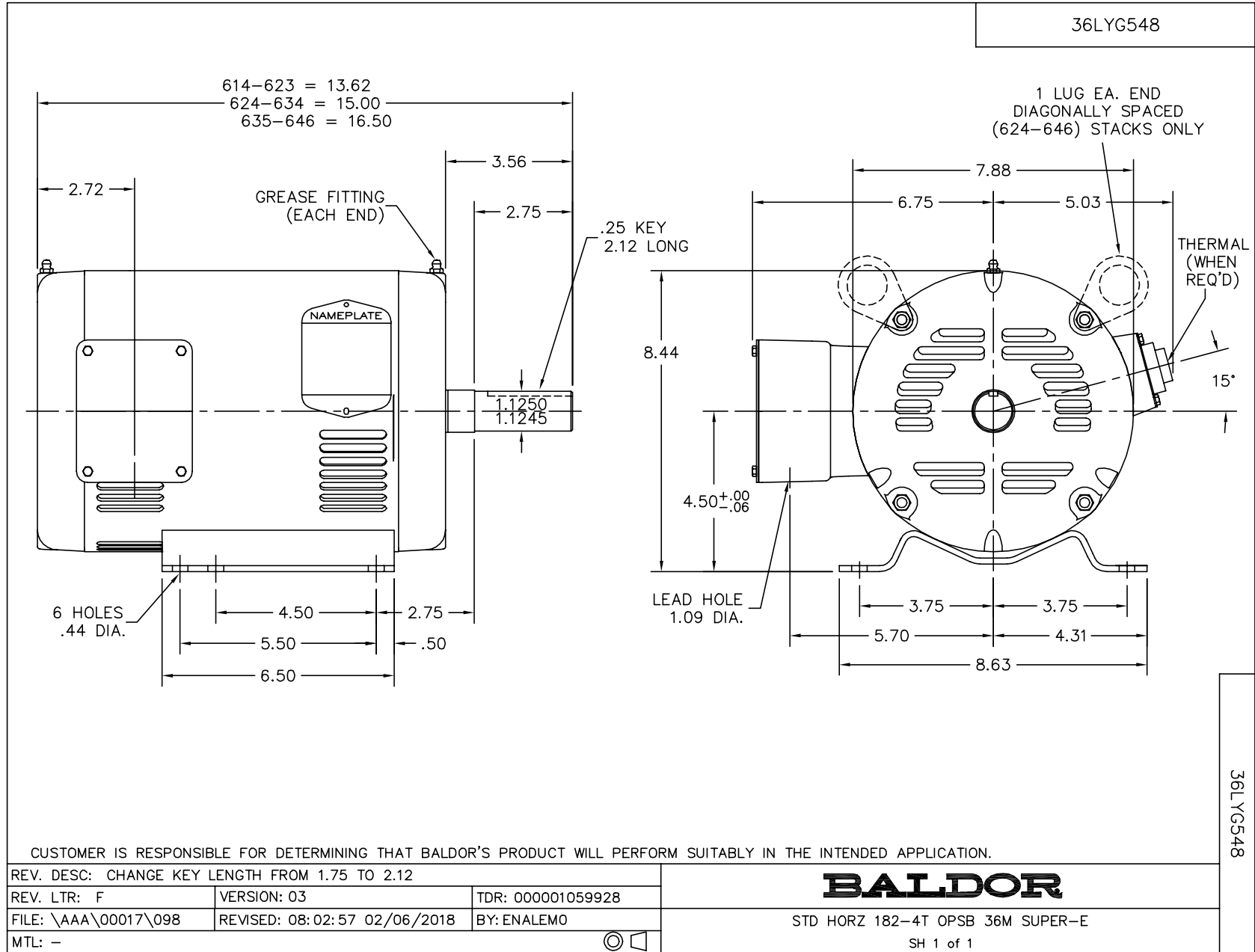
Nameplate Data				460 V, 60 Hz: High Voltage Connection	
Rated Output (HP)	1.5			Full Load Torque	6.72 LB-FT
Volts	230/460			Start Configuration	direct on line
Full Load Amps	5/2.5			Breakdown Torque	22 LB-FT
R.P.M.	1170			Pull-up Torque	13.4 LB-FT
Hz	60	Phase	3	Locked-rotor Torque	15.4 LB-FT
NEMA Design Code	B	KVA Code	K	Starting Current	15.8 A
Service Factor (S.F.)	1.15			No-load Current	1.65 A
NEMA Nom. Eff.	86.5	Power Factor	64	Line-line Res. @ 25°C	8.0884 Ω
Rating - Duty	40C AMB-CONT			Temp. Rise @ Rated Load	24°C
S.F. Amps				Temp. Rise @ S.F. Load	28°C

Load Characteristics 460 V, 60 Hz, 1.5 HP

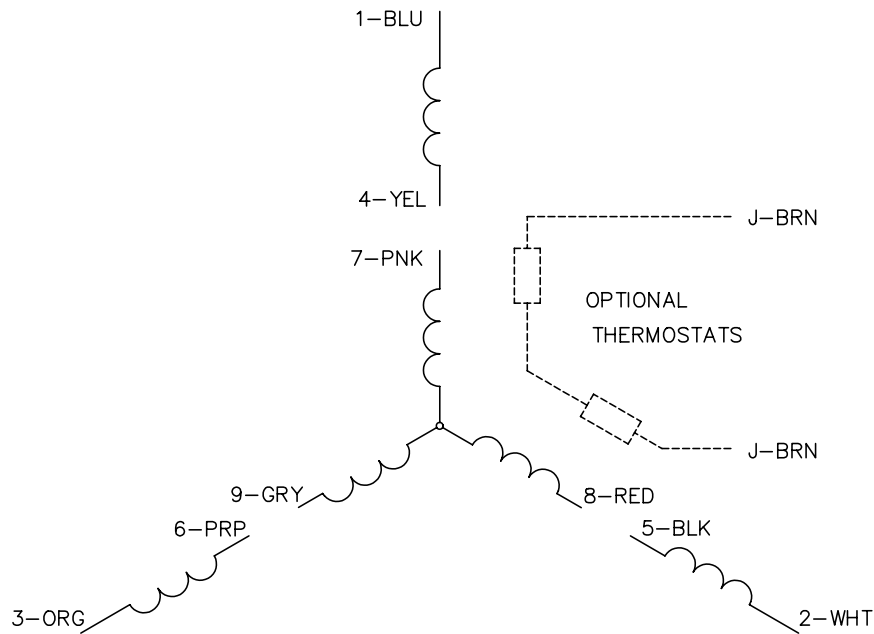
% of Rated Load	25	50	75	100	125	150	S.F.
Power Factor	27	43	55	64	69	73	67
Efficiency	75.7	84.3	86.6	87	86.5	85.4	86.7
Speed	1192.8	1185.9	1178.5	1170.6	1161.7	1151.4	1165
Line amperes	1.72	1.91	2.18	2.52	2.94	3.39	2.77

Performance Graph at 460V, 60Hz, 1.5HP Typical performance - Not guaranteed values

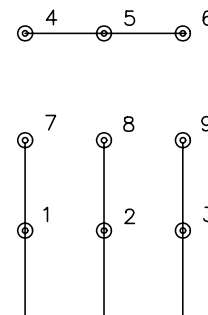




CD0005

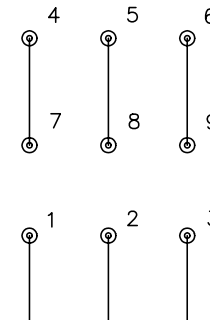


LOW VOLTAGE
(2Y)



LINE

HIGH VOLTAGE
(1Y)



LINE

NOTES:

1. INTERCHANGE ANY TWO LINE LEADS TO REVERSE ROTATION.
2. OPTIONAL THERMOSTATS ARE PROVIDED WHEN SPECIFIED.
3. ACTUAL NUMBER OF INTERNAL PARALLEL CIRCUITS MAY BE A MULTIPLE OF THOSE SHOWN ABOVE.
4. LEAD COLORS ARE OPTIONAL. LEADS MUST ALWAYS BE NUMBERED AS SHOWN.

REV. DESC: REVISE TO SHOW OPTIONAL COLORS			
REV. LTR: E	BY: JLP	REVISED: 01/19/99 10:15	TDR: 0171435
900000		FILE: AAA00005140	MDL: -
		MTL: -	

BALDOR ELECTRIC Co.

3PH, DV, 9 LEADS

CD0005