

BALDOR® • RELIANCE 

Product Information Packet

EM3212T

5HP,3450RPM,3PH,60HZ,182T,3622M,OPSB,F1

Part Detail							
Revision:	V	Status:	PRD/A	Change #:		Proprietary:	No
Type:	AC	Elec. Spec:	36WGS040	CD Diagram:	CD0005	Mfg Plant:	
Mech. Spec:	36G548	Layout:	36LYG548	Poles:	02	Created Date:	05-13-2010
Base:	RG	Eff. Date:	07-31-2018	Leads:	9#16		

Specs			
Catalog Number:	EM3212T	Insulation Class:	F
Enclosure:	OPSB	Inverter Code:	Inverter Ready
Frame:	182T	KVA Code:	K
Frame Material:	Steel	Lifting Lugs:	No Lifting Lugs
Output @ Frequency:	5.000 HP @ 60 HZ	Locked Bearing Indicator:	No Locked Bearing
Synchronous Speed @ Frequency:	3600 RPM @ 60 HZ	Motor Lead Quantity/Wire Size:	9 @ 16 AWG
Voltage @ Frequency:	460.0 V @ 60 HZ	Motor Lead Exit:	Ko Box
	230.0 V @ 60 HZ	Motor Lead Termination:	Flying Leads
XP Class and Group:	None	Motor Type:	3622M
XP Division:	Not Applicable	Mounting Arrangement:	F1
Agency Approvals:	UR	Power Factor:	91
	CSA EEV	Product Family:	General Purpose
	CSA	Pulley End Bearing Type:	Ball
Auxillary Box:	No Auxillary Box	Pulley Face Code:	Standard
Auxillary Box Lead Termination:	None	Pulley Shaft Indicator:	Standard
Base Indicator:	Rigid	Rodent Screen:	None
Bearing Grease Type:	Polyrex EM (-20F +300F)	RoHS Status:	ROHS COMPLIANT
Blower:	None	Shaft Extension Location:	Pulley End

Current @ Voltage:	12.000 A @ 230.0 V	Shaft Ground Indicator:	No Shaft Grounding
	12.800 A @ 208.0 V	Shaft Rotation:	Reversible
	6.000 A @ 460.0 V	Shaft Slinger Indicator:	No Slinger
Design Code:	A	Speed Code:	Single Speed
Drip Cover:	No Drip Cover	Motor Standards:	NEMA
Duty Rating:	CONT	Starting Method:	Direct on line
Electrically Isolated Bearing:	Not Electrically Isolated	Thermal Device - Bearing:	NONE (OLD)
Feedback Device:	NO FEEDBACK	Thermal Device - Winding:	None
Front Face Code:	Standard	Vibration Sensor Indicator:	No Vibration Sensor
Front Shaft Indicator:	None	Winding Thermal 1:	None
Heater Indicator:	No Heater	Winding Thermal 2:	None

Nameplate NP3553LUA

CAT.NO.	EM3212T							
SPEC.	36G548S040G2							
HP	5							
VOLTS	230/460							
AMPS	12/6							
RPM	3450							
FRAME	182T		HZ	60		PH	3	
SF	1.15		CODE	K	DES	A	CLASS	F
NEMA NOM. EFF	86.5		PF	91				
RATING	40C AMB-CONT							
CC	010A		USABLE AT 208V				12.8	
DE	6206		ODE	6205				
ENCL	OPSB		SN					
VPWM INVERTER READY								
CT30-60(2:1) VT3-60(20:1)								
USABLE AT	50HZ 5HP 190/380V 14.6/7.3A						SF1.0	

Parts List		
Part Number	Description	Quantity
SA195212	SA 36G548S040G2	1.000 EA
RA182991	RA 36G548S040G2	1.000 EA
36CB3004	36 CB CASTING W/1.09 DIA LEAD HOLE @ 6:0	1.000 EA
51XB1016A07	10-16 X 7/16 HXWSSLD SERTYB	2.000 EA
11XW1032G06	10-32 X .38, TAPTITE II, HEX WSHR SLTD U	1.000 EA
36EP3200A01	FR ENDPLATE, ASSEMBLY FOR ROUTING	1.000 EA
HW4500A01	1641B(ALEMITE)400 UNIV, GREASE FITT	1.000 EA
HW5100A05	WVY WSHR F/205 & 304 BRGS	1.000 EA
36PE3201A01	PU ENDPLATE, ASSEMBLY FOR ROUTING	1.000 EA
HW4500A01	1641B(ALEMITE)400 UNIV, GREASE FITT	1.000 EA
XY2520A12	1/4-20 HEX NUT, DIRECTIONAL SERRATIONS	4.000 EA
36CB4516	36 LIPPED CB LID - GALVANNEAL	1.000 EA
51XW0832A07	8-32 X .44, TAPTITE II, HEX WSHR SLTD SE	4.000 EA
HW2501E19	STD SQUARE KEY .25 SQUARE X 2.12 LONG	1.000 EA
HA7000A02	KEY RETAINER RING, 1 1/8 DIA, 1 3/8 DIA	1.000 EA
85XU0407S04	4X1/4 U DRIVE PIN STAINLESS	2.000 EA
MJ1000A02	GREASE, POLYREX EM EXXON (USe 4824-15A)	0.050 LB
HA3101A23	THRUBOLT 1/4-20 X 9.625 DEMBY	4.000 EA
36AD2004A01	BAFFLE PLATE,MOD 36-SLTD BAND MTRS DELTA	2.000 EA
MG1000Y03	MUNSELL 2.53Y 6.70/ 4.60, GLOSS 20,	0.022 GA
LC0005E01	CONN.DIA./WARNING LABEL (LC0005/LB1119N)	1.000 EA
NP3553LUA	ALUM SUPER-E VPWM INVERTER READY UL	1.000 EA
36PA1000	PKG GRP, PRINT PK1016A06	1.000 EA
MN416A01	TAG-INSTAL-MAINT no wire (1200/bx) 5/18	1.000 EA

Accessories		
Part Number	Description	Multiplier
36-3403	C FACE KIT	A8
36EP1405A09SP	D-FLANGE KIT	A8

AC Induction Motor Performance Data

Record # 53354 - Typical performance - not guaranteed values

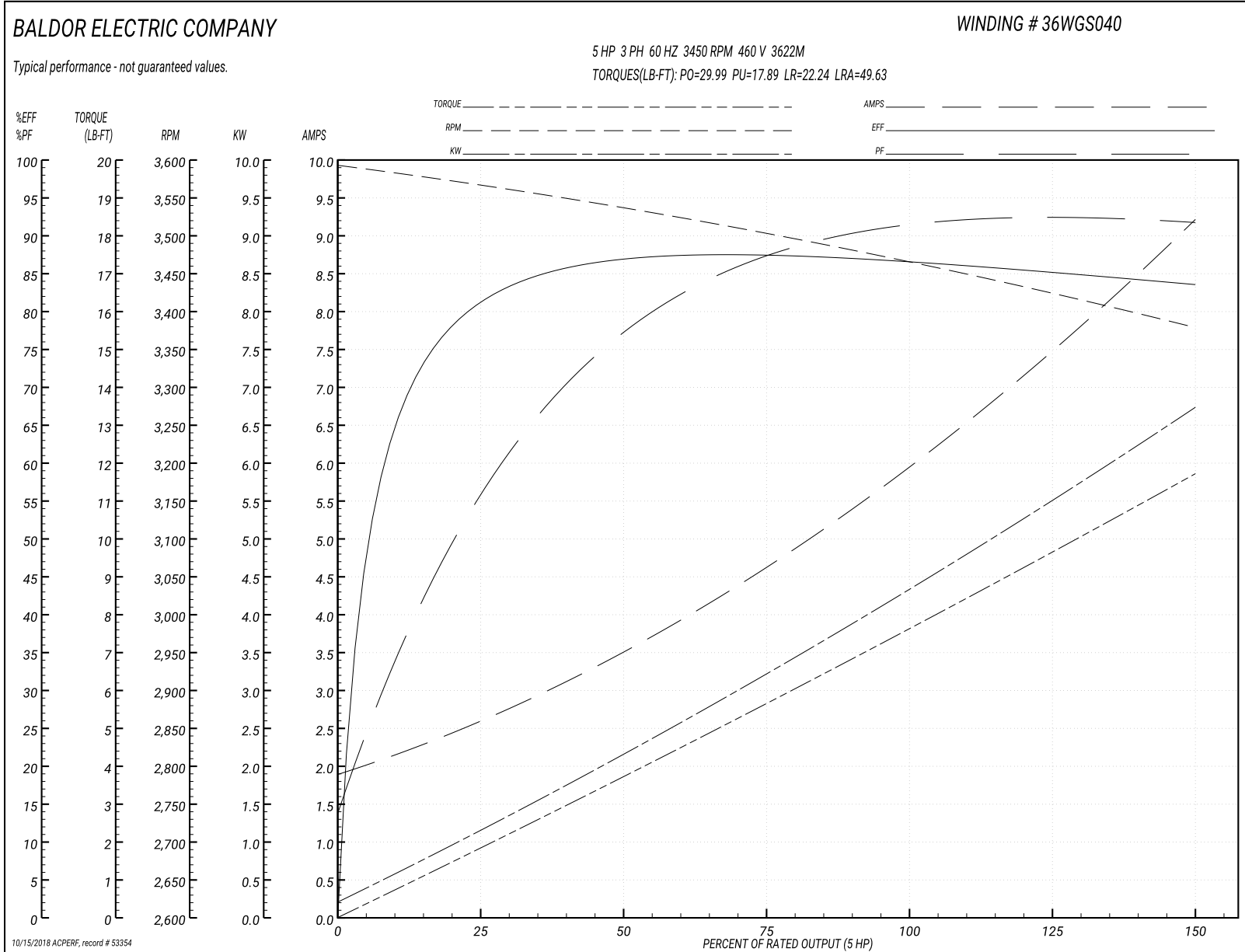
Winding: 36WGS040-R014	Type: 3622M	Enclosure: OPSB
-------------------------------	--------------------	------------------------

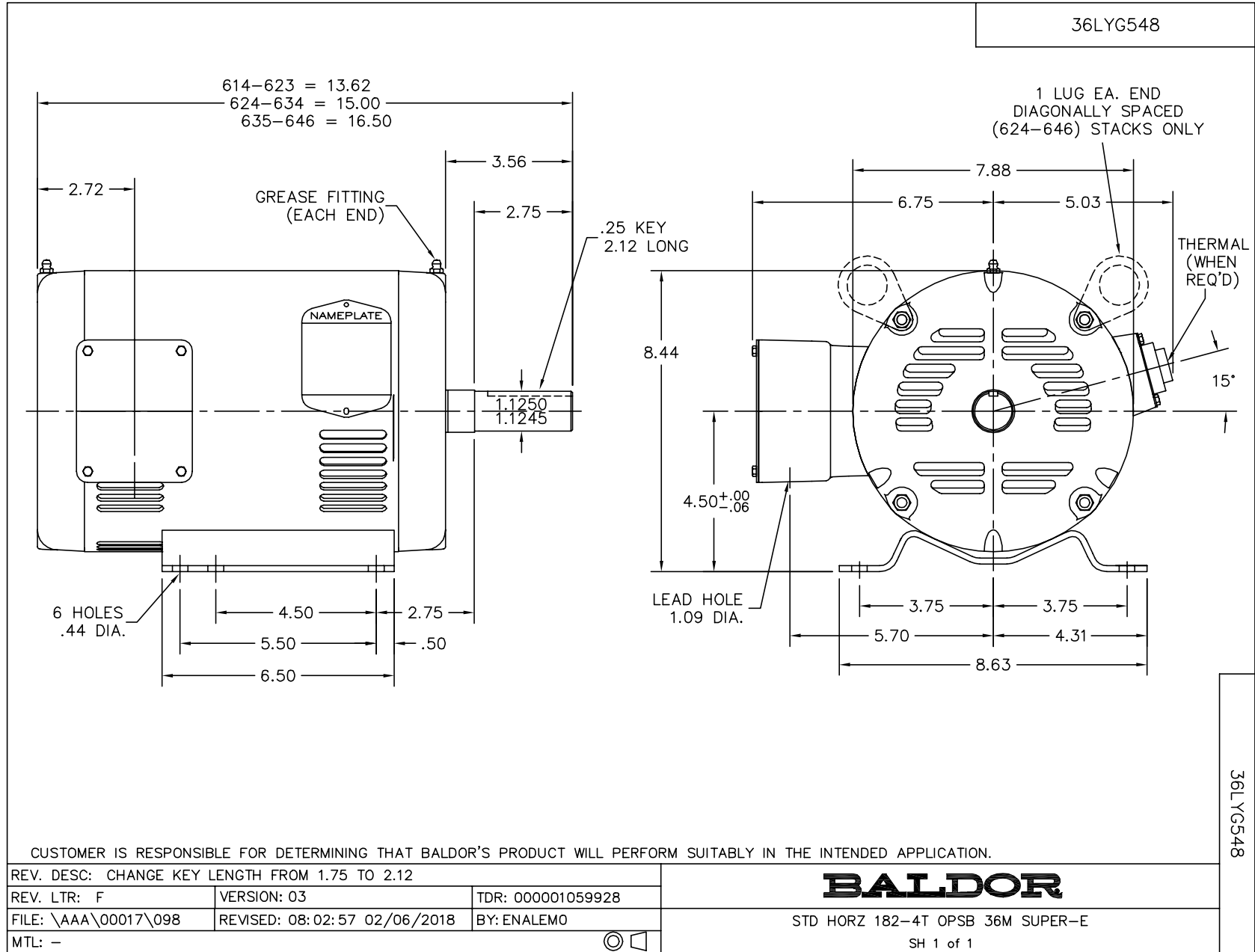
Nameplate Data				460 V, 60 Hz: High Voltage Connection	
Rated Output (HP)	5			Full Load Torque	7.66 LB-FT
Volts	230/460			Start Configuration	direct on line
Full Load Amps	12/6			Breakdown Torque	29.99 LB-FT
R.P.M.	3450			Pull-up Torque	17.89 LB-FT
Hz	60	Phase	3	Locked-rotor Torque	22.24 LB-FT
NEMA Design Code	A	KVA Code	K	Starting Current	49.63 A
Service Factor (S.F.)	1.15			No-load Current	1.99 A
NEMA Nom. Eff.	86.5	Power Factor	91	Line-line Res. @ 25°C	3.07 Ω
Rating - Duty	40C AMB-CONT			Temp. Rise @ Rated Load	34°C
S.F. Amps				Temp. Rise @ S.F. Load	42°C
				Locked-rotor Power Factor	49.2
				Rotor inertia	0.0988 LB-FT ²

Load Characteristics 460 V, 60 Hz, 5 HP

% of Rated Load	25	50	75	100	125	150	S.F.
Power Factor	61	79	87	90	92	93	92
Efficiency	81.4	86.5	87.6	86.6	85.3	83.5	86.1
Speed	3566	3535	3503	3465	3423	3379	3445
Line amperes	2.5	3.49	4.68	6.06	7.56	9.15	6.91

Performance Graph at 460V, 60Hz, 5.0HP Typical performance - Not guaranteed values





CD0005

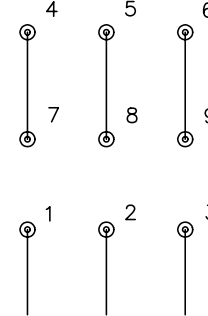


LOW VOLTAGE
(2Y)



LINE

HIGH VOLTAGE
(1Y)



LINE

NOTES:

1. INTERCHANGE ANY TWO LINE LEADS TO REVERSE ROTATION.
2. OPTIONAL THERMOSTATS ARE PROVIDED WHEN SPECIFIED.
3. ACTUAL NUMBER OF INTERNAL PARALLEL CIRCUITS MAY BE A MULTIPLE OF THOSE SHOWN ABOVE.
4. LEAD COLORS ARE OPTIONAL. LEADS MUST ALWAYS BE NUMBERED AS SHOWN.

REV. DESC: REVISE TO SHOW OPTIONAL COLORS			
REV. LTR: E	BY: JLP	REVISED: 01/19/99 10:15	TDR: 0171435
90000		FILE: AAA00005140	MDL: -
		MTL: -	

BALDOR ELECTRIC Co.

3PH, DV, 9 LEADS

CD0005