

**BALDOR® • RELIANCE** 

**Product Information Packet**

**EM3218T-5**

**5HP,1750RPM,3PH,60HZ,184T,3640M,OPSB,F1**

Part Detail							
Revision:	Q	Status:	PRD/A	Change #:		Proprietary:	No
Type:	AC	Elec. Spec:	36WGS594	CD Diagram:	CD0006	Mfg Plant:	
Mech. Spec:	36G548	Layout:	36LYG548	Poles:	04	Created Date:	06-29-2011
Base:	RG	Eff. Date:	07-31-2018	Leads:	3#16		

Specs			
Catalog Number:	EM3218T-5	Inverter Code:	Inverter Ready
Enclosure:	OPSB	KVA Code:	J
Frame:	184T	Lifting Lugs:	No Lifting Lugs
Frame Material:	Steel	Locked Bearing Indicator:	No Locked Bearing
Output @ Frequency:	5.000 HP @ 60 HZ	Motor Lead Quantity/Wire Size:	3 @ 16 AWG
Synchronous Speed @ Frequency:	1800 RPM @ 60 HZ	Motor Lead Exit:	Ko Box
Voltage @ Frequency:	575.0 V @ 60 HZ	Motor Lead Termination:	Flying Leads
XP Class and Group:	None	Motor Type:	3640M
XP Division:	Not Applicable	Mounting Arrangement:	F1
Agency Approvals:	CSA	Power Factor:	80
	CSA EEV	Product Family:	General Purpose
	UR	Pulley End Bearing Type:	Ball
Auxillary Box:	No Auxillary Box	Pulley Face Code:	Standard
Auxillary Box Lead Termination:	None	Pulley Shaft Indicator:	Standard
Base Indicator:	Rigid	Rodent Screen:	None
Bearing Grease Type:	Polyrex EM (-20F +300F)	Shaft Extension Location:	Pulley End
Blower:	None	Shaft Ground Indicator:	No Shaft Grounding
Current @ Voltage:	5.300 A @ 575.0 V	Shaft Rotation:	Reversible

<b>Design Code:</b>	B	<b>Shaft Slinger Indicator:</b>	No Slinger
<b>Drip Cover:</b>	No Drip Cover	<b>Speed Code:</b>	Single Speed
<b>Duty Rating:</b>	CONT	<b>Motor Standards:</b>	NEMA
<b>Electrically Isolated Bearing:</b>	Not Electrically Isolated	<b>Starting Method:</b>	Direct on line
<b>Feedback Device:</b>	NO FEEDBACK	<b>Thermal Device - Bearing:</b>	None
<b>Front Face Code:</b>	Standard	<b>Thermal Device - Winding:</b>	None
<b>Front Shaft Indicator:</b>	None	<b>Vibration Sensor Indicator:</b>	No Vibration Sensor
<b>Heater Indicator:</b>	No Heater	<b>Winding Thermal 1:</b>	None
<b>Insulation Class:</b>	F	<b>Winding Thermal 2:</b>	None

<b>Nameplate NP3553L</b>										
<b>CAT.NO.</b>	EM3218T-5									
<b>SPEC</b>	36G548S594G2									
<b>HP</b>	5									
<b>VOLTS</b>	575									
<b>AMPS</b>	5.3									
<b>RPM</b>	1750									
<b>FRAME</b>	184T				<b>HZ</b>	60			<b>PH</b>	3
<b>SF</b>	1.15		<b>CODE</b>	J	<b>DES</b>	B		<b>CLASS</b>	F	
<b>NEMA NOM. EFF</b>	89.5		<b>PF</b>	80						
<b>RATING</b>	40C AMB-CONT									
<b>CC</b>	010A				<b>USABLE AT 208V</b>					
<b>ENCL</b>	OPSB		<b>SER</b>							
<b>DE</b>	6206			<b>ODE</b>	6205					
<b>VPWM INVERTER READY</b>										
<b>CT30-60(2:1) VT3-60(20:1)</b>										

Parts List		
Part Number	Description	Quantity
SA226371	SA 36G548S594G2	1.000 EA
RA213469	RA 36G548S594G2	1.000 EA
36CB3004	36 CB CASTING W/1.09 DIA LEAD HOLE @ 6:0	1.000 EA
51XB1016A07	10-16 X 7/16 HXWSSLD SERTYB	2.000 EA
11XW1032G06	10-32 X .38, TAPTITE II, HEX WSHR SLTD U	1.000 EA
36EP3200A01	FR ENDPLATE, ASSEMBLY FOR ROUTING	1.000 EA
HW4500A01	1641B(ALEMITE)400 UNIV, GREASE FITT	1.000 EA
HW5100A05	WVY WSHR F/205 & 304 BRGS	1.000 EA
36PE3201A01	PU ENDPLATE, ASSEMBLY FOR ROUTING	1.000 EA
HW4500A01	1641B(ALEMITE)400 UNIV, GREASE FITT	1.000 EA
XY2520A12	1/4-20 HEX NUT, DIRECTIONAL SERRATIONS	4.000 EA
36CB4516	36 LIPPED CB LID - GALVANNEAL	1.000 EA
51XW0832A07	8-32 X .44, TAPTITE II, HEX WSHR SLTD SE	4.000 EA
HW2501E19	STD SQUARE KEY .25 SQUARE X 2.12 LONG	1.000 EA
HA7000A02	KEY RETAINER RING, 1 1/8 DIA, 1 3/8 DIA	1.000 EA
85XU0407S04	4X1/4 U DRIVE PIN STAINLESS	2.000 EA
HA6362ZP	LIFTING LUG FOR 36 FRAME MOTORS.	2.000 EA
MJ1000A02	GREASE, POLYREX EM EXXON (USe 4824-15A)	0.050 LB
MG1000Y03	MUNSELL 2.53Y 6.70/ 4.60, GLOSS 20,	0.022 GA
LB1115N	LABEL,LIFTING DEVICE (ON ROLLS)	1.000 EA
HA3101A40	THRUBOLT 1/4-20 X 12.687	4.000 EA
36AD2004A01	BAFFLE PLATE,MOD 36-SLTD BAND MTRS DELTA	2.000 EA
LB1119N	WARNING LABEL	1.000 EA
LC0006	CONNECTION LABEL	1.000 EA

<b>Parts List (continued)</b>		
<b>Part Number</b>	<b>Description</b>	<b>Quantity</b>
NP3553L	ALUM SUPER-E VPWM INVERTER READY UL CSA-	1.000 EA
36PA1000	PKG GRP, PRINT PK1016A06	1.000 EA
MN416A01	TAG-INSTAL-MAINT no wire (1200/bx) 5/18	1.000 EA

<b>Accessories</b>		
<b>Part Number</b>	<b>Description</b>	<b>Multiplier</b>
36-3403	C FACE KIT	A8
36EP1405A09SP	D-FLANGE KIT	A8

**AC Induction Motor Performance Data**

Record # 32599 - Typical performance - not guaranteed values

<b>Winding:</b> 36WGS594-R001	<b>Type:</b> 3640M	<b>Enclosure:</b> OPSB
-------------------------------	--------------------	------------------------

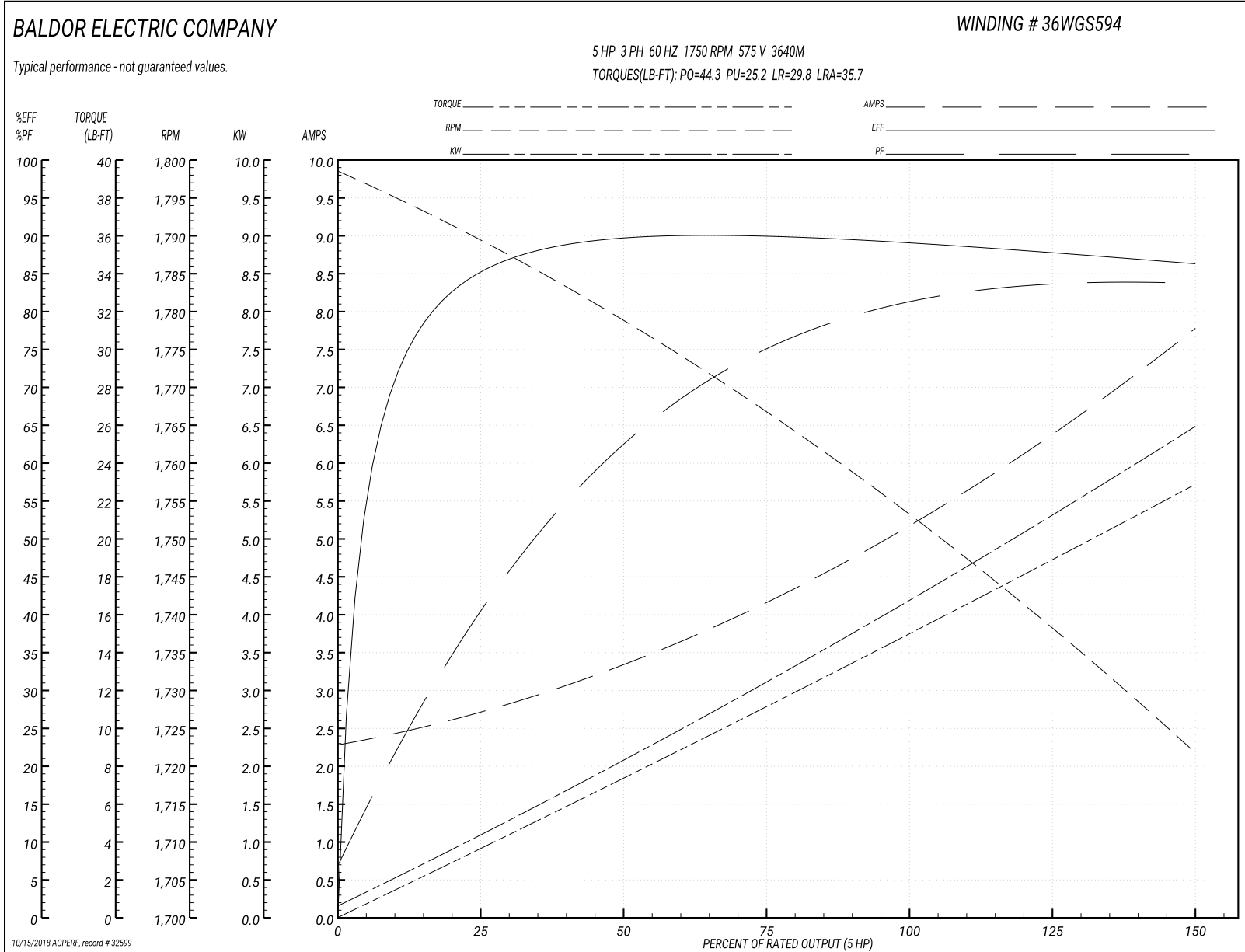
Nameplate Data				575 V, 60 Hz: Single Voltage Motor	
Rated Output (HP)	5			Full Load Torque	15 LB-FT
Volts	575			Start Configuration	direct on line
Full Load Amps	5.3			Breakdown Torque	44.3 LB-FT
R.P.M.	1750			Pull-up Torque	25.2 LB-FT
Hz	60	Phase	3	Locked-rotor Torque	29.8 LB-FT
NEMA Design Code	B	KVA Code	J	Starting Current	35.7 A
Service Factor (S.F.)	1.15			No-load Current	2.35 A
NEMA Nom. Eff.	89.5	Power Factor	80	Line-line Res. @ 25°C	4.15 Ω
Rating - Duty	40C AMB-CONT			Temp. Rise @ Rated Load	44°C
S.F. Amps				Temp. Rise @ S.F. Load	55°C
				Locked-rotor Power Factor	41
				Rotor inertia	0.372 LB-FT <sup>2</sup>

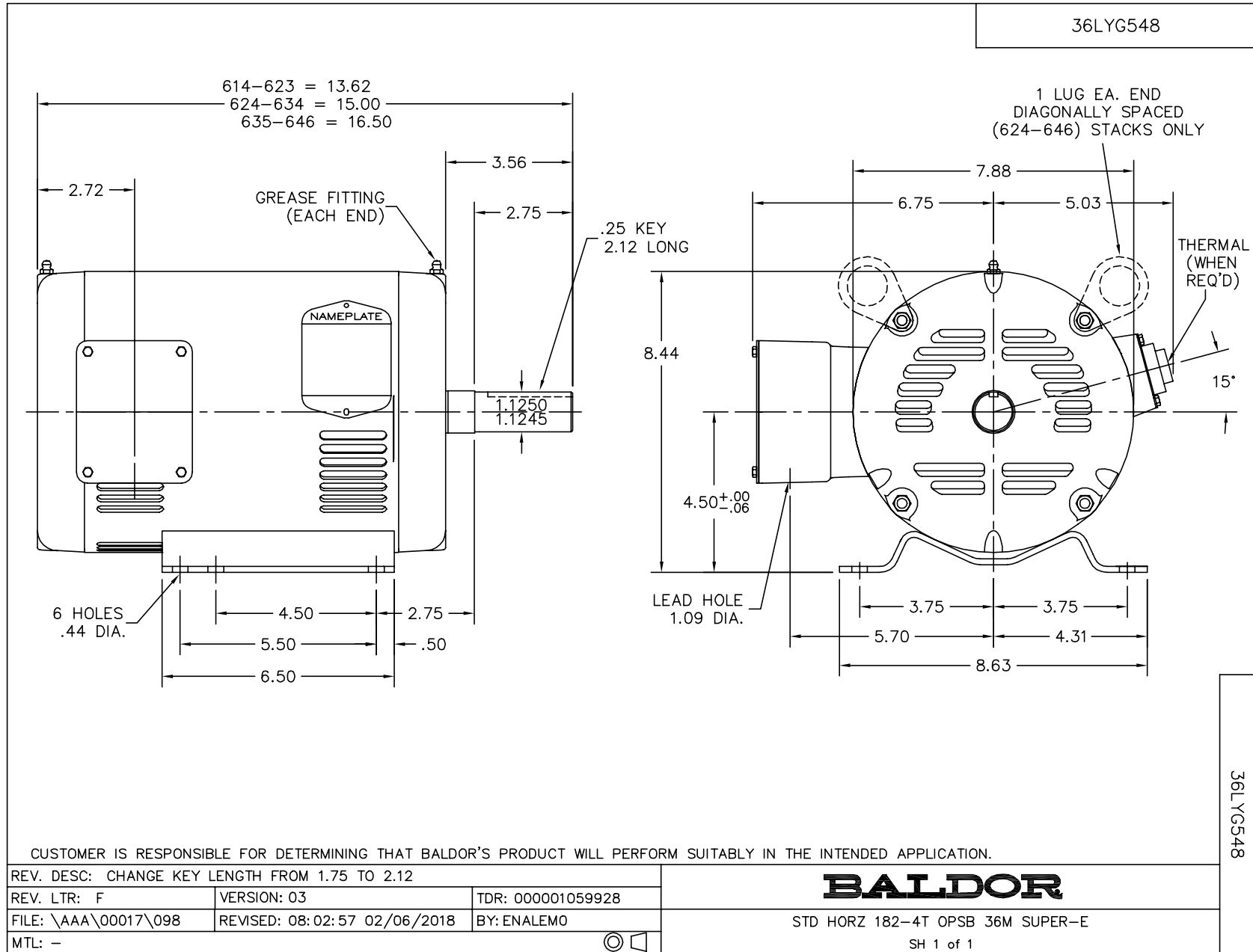
Load Characteristics 575 V, 60 Hz, 5 HP

% of Rated Load	25	50	75	100	125	150	S.F.
Power Factor	43	64	75	80	83	84	82
Efficiency	84.6	89.3	89.7	89.5	88.1	86.1	88.6
Speed	1789	1778	1767	1753	1739	1721	1745
Line amperes	2.64	3.29	4.19	5.26	6.43	7.74	5.96

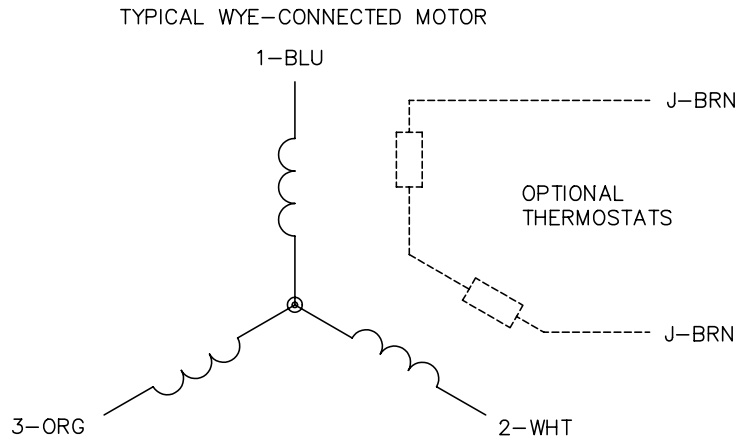


Performance Graph at 575V, 60Hz, 5.0HP Typical performance - Not guaranteed values





CD0006



NOTES:

1. THREE LEAD MOTOR MAY BE EITHER WYE CONNECTED OR DELTA CONNECTED.
2. INTERCHANGE ANY TWO LINE LEADS TO REVERSE ROTATION.
3. OPTIONAL THERMOSTATS ARE PROVIDED WHEN SPECIFIED.
4. ACTUAL NUMBER OF INTERNAL PARALLEL CIRCUITS MAY VARY.
5. LEAD COLORS ARE OPTIONAL. LEADS MUST BE NUMBERED AS SHOWN.

REV. DESC: REVISE TO SHOW OPTIONAL COLORS			
REV. LTR: D	BY: JLP	REVISED: 01/21/99 4:02	TDR: 0171435
9000D		FILE: AAA00005141	MDL: -
		MTL: -	

**BALDOR ELECTRIC Co.**

3PH, SV, 3 LEADS, WYE OR DELTA CONNECTED

CD0006