

BALDOR® • RELIANCE 

Product Information Packet

EM4115TS

50HP,1775RPM,3PH,60HZ,326TS,1272M,TEFC,F

Part Detail							
Revision:	P	Status:	PRD/A	Change #:		Proprietary:	No
Type:	AC	Elec. Spec:	12WGY141	CD Diagram:	CD0180	Mfg Plant:	
Mech. Spec:	12H11	Layout:	12LYH011	Poles:	04	Created Date:	08-03-2010
Base:	RG	Eff. Date:	09-07-2017	Leads:	9#6		

Specs			
Catalog Number:	EM4115TS	Heater Indicator:	No Heater
Enclosure:	TEFC	Insulation Class:	F
Frame:	326TS	Inverter Code:	Inverter Ready
Frame Material:	Iron	KVA Code:	H
Output @ Frequency:	50.000 HP @ 60 HZ	Lifting Lugs:	Standard Lifting Lugs
Synchronous Speed @ Frequency:	1800 RPM @ 60 HZ	Locked Bearing Indicator:	Locked Bearing
Voltage @ Frequency:	460.0 V @ 60 HZ	Motor Lead Quantity/Wire Size:	9 @ 6 AWG
	230.0 V @ 60 HZ	Motor Lead Exit:	Ko Box
XP Class and Group:	None	Motor Lead Termination:	Flying Leads
XP Division:	Not Applicable	Motor Type:	1272M
Agency Approvals:	UR	Mounting Arrangement:	F1
	CSA EEV	Power Factor:	85
	CSA	Product Family:	General Purpose
Auxillary Box:	No Auxillary Box	Pulley End Bearing Type:	Ball
Auxillary Box Lead Termination:	None	Pulley Face Code:	Standard
Base Indicator:	Rigid	Pulley Shaft Indicator:	Standard
Bearing Grease Type:	Polyrex EM (-20F +300F)	Rodent Screen:	None
Blower:	None	Shaft Extension Location:	Pulley End

Current @ Voltage:	116.000 A @ 230.0 V	Shaft Ground Indicator:	No Shaft Grounding
	128.000 A @ 208.0 V	Shaft Rotation:	Reversible
	58.000 A @ 460.0 V	Shaft Slinger Indicator:	Shaft Slinger
Design Code:	A	Speed Code:	Single Speed
Drip Cover:	No Drip Cover	Motor Standards:	NEMA
Duty Rating:	CONT	Starting Method:	Direct on line
Electrically Isolated Bearing:	Not Electrically Isolated	Thermal Device - Bearing:	NONE (OLD)
Feedback Device:	NO FEEDBACK	Thermal Device - Winding:	None
Front Face Code:	Standard	Vibration Sensor Indicator:	No Vibration Sensor
Front Shaft Indicator:	None	Winding Thermal 1:	None
		Winding Thermal 2:	None

Nameplate NP3443LUA										
CAT.NO.	EM4115TS				CUST. P/N				ENCL	TEFC
SPEC.	12H011Y141G1		CC	010A	FRAME	326TS		SER.NO.		
HP	50		CLASS	F	HZ	60				
R.P.M.	1775		PH.	3	DES.	A				
VOLTS	230/460			CODE	H	ODE BRG	6311	DE BRG	6312	
AMPS	116/58			USABLE AT 208V	128					
RATING	40C AMB-CONT			NEMA NOM. EFF.	94.5		GREASE	POLYREX EM		
P.F.	85		SER.F.	1.15		CT6-60H(10:1)VT3-60H(20:1)				
USABLE AT	50Hz 50HP 190/380V 138/				69A SF1.0					
VOLTS		AMPS		MAX. SPACE HEATER TEMP.						

Parts List		
Part Number	Description	Quantity
SA200836	SA 12H011Y141G1	1.000 EA
RA188147	RA 12H011Y141G1	1.000 EA
09FN3001C03	EXTERNAL FAN, PLASTIC	1.000 EA
S/P107-000-004	SUPER-E(284 FR. & UP)-CL PLANT,POLYREX E	1.000 EA
10CB3001	CONDUIT BOX CAST W/2.500 LEAD HOLE	1.000 EA
12GS1000SP	GASKET	1.000 EA
10XN3118K12	5/16-18 X .75 GRADE 5, ZINC PLATED	4.000 EA
HW1001A31	LOCKWASHER 5/16, ZINC PLT.591 OD, .319 I	4.000 EA
WD1000B25	GND LUG, BURNDY L125HP OR T&B L125HP-BB	1.000 EA
19XW3118G08	.31-18X.50,HEX WSHR HD,TAPTITE 2,GREEN	1.000 EA
12EP1107A05	FR ENDPLATE, MACH 324-6T	1.000 EA
10XN5013K28	1/2-13 X 1.75 HEX HEAD MACH SCREW,GRAD	4.000 EA
HW1001A50	LOCKWASHER 1/2, ZINC PLT.,.879 OD, .509 I	4.000 EA
HW4600B41	V-RING SLINGER 2.125 X 2.880 X 0.280	1.000 EA
HW5100A13	W4627-047 WVY WSHER	1.000 EA
12EP1106A01	PU ENDPLATE, MACH 324-6T	1.000 EA
10XN3118K36	5/16-18 X 2.25" HEX HD, GRADE 5	2.000 EA
HW1001A31	LOCKWASHER 5/16, ZINC PLT.591 OD, .319 I	2.000 EA
10XN3118K40	5/16-18 X 2.50" HEX HD, GRADE 5	4.000 EA
HW1001A31	LOCKWASHER 5/16, ZINC PLT.591 OD, .319 I	4.000 EA
HA3400A13	STUD, 1/2-13 X 7" WELKER	4.000 EA
HW1001A50	LOCKWASHER 1/2, ZINC PLT.,.879 OD, .509 I	4.000 EA
12FH1002SP	FAN COVER, CAST	1.000 EA
XY5013A12	NUT,1/2-13,HEX,STEEL,ZINCPLATED	4.000 EA

Parts List (continued)		
Part Number	Description	Quantity
HW1001A50	LOCKWASHER 1/2, ZINC PLT.,.879 OD, .509 I	4.000 EA
10CB3500SP	CONDUIT BOX LID, CAST	1.000 EA
10GS1000SP	GASKET, CONDUIT BOX LID	1.000 EA
51XW2520A12	.25-20 X .75, TAPTITE II, HEX WSHR SLTD	4.000 EA
HW2501H18	KEY, 1/2 SQ X 2.000	1.000 EA
LB1115N	LABEL,LIFTING DEVICE (ON ROLLS)	1.000 EA
MN416A01	TAG-INSTAL-MAINT no wire (1200/bx) 5/18	1.000 EA
HW4500A21	1618BALEMITE FITTING 825 UNIVERSAL	1.000 EA
HA4017A01	1/8 X 4 GREASE EXT (F/S)	1.000 EA
HW4500A17	317400 ALEMITE GREASE RELIEF	1.000 EA
HA4054	SHORT T-DRAIN FITTING, .125" N.P.T.	1.000 EA
HA4051A00	PLASTIC CAP FOR GREASE FITTING	1.000 EA
MJ1000A02	GREASE, POLYREX EM EXXON (USe 4824-15A)	0.200 LB
HW4500A03	GREASE FITTING, .125 NPT 1610(ALEMITE) 8	1.000 EA
HW4500A17	317400 ALEMITE GREASE RELIEF	1.000 EA
HA4054	SHORT T-DRAIN FITTING, .125" N.P.T.	1.000 EA
HA4051A00	PLASTIC CAP FOR GREASE FITTING	1.000 EA
HW2500A25	WOODRUFF KEY USA #1008 #BLOW CARBON STEE	1.000 EA
51XB1214A20	12-14X1.25 HXWSSLD SERTYB	1.000 EA
MG1000Y03	MUNSELL 2.53Y 6.70/ 4.60, GLOSS 20,	0.080 GA
85XU0407S04	4X1/4 U DRIVE PIN STAINLESS	4.000 EA
LB1119N	WARNING LABEL	1.000 EA
LC0181	CONNECTION LABEL	1.000 EA
NP3443LUA	SS SUPER-E UL CSA-EEV PREM CC	1.000 EA

12PA1000	PACKAGING GROUP PRINT PK1024A06	1.000 EA
----------	---------------------------------	----------

AC Induction Motor Performance Data

Record # 31496 - Typical performance - not guaranteed values

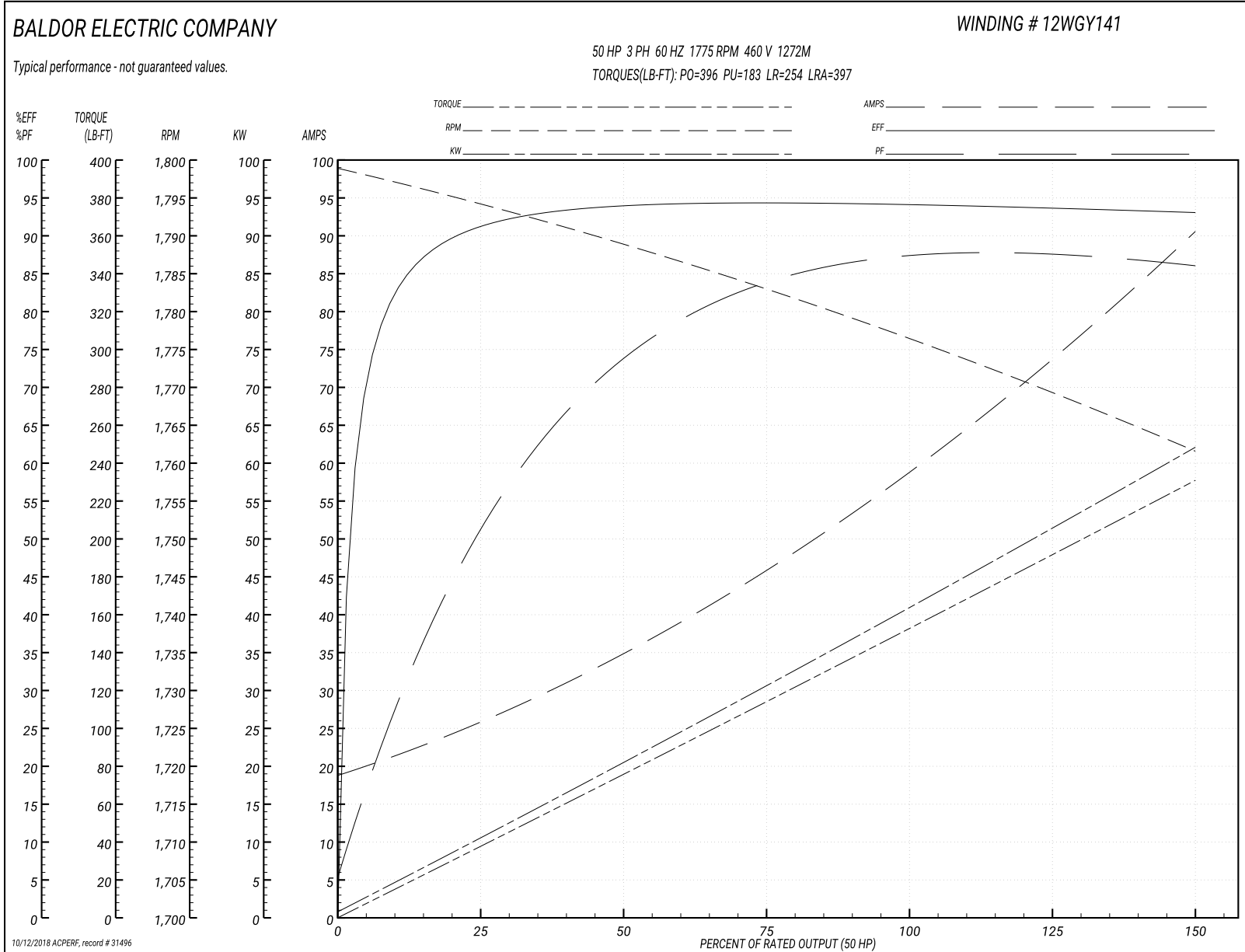
Winding: 12WGY141-R003	Type: 1272M	Enclosure: TEFC
-------------------------------	--------------------	------------------------

Nameplate Data				460 V, 60 Hz: High Voltage Connection	
Rated Output (HP)	50			Full Load Torque	147 LB-FT
Volts	230/460			Start Configuration	direct on line
Full Load Amps	116/58			Breakdown Torque	396 LB-FT
R.P.M.	1775			Pull-up Torque	183 LB-FT
Hz	60	Phase	3	Locked-rotor Torque	254 LB-FT
NEMA Design Code	A	KVA Code	H	Starting Current	397 A
Service Factor (S.F.)	1.15			No-load Current	19.8 A
NEMA Nom. Eff.	94.5	Power Factor	85	Line-line Res. @ 25°C	0.10889 Ω
Rating - Duty	40C AMB-CONT			Temp. Rise @ Rated Load	64°C
S.F. Amps				Temp. Rise @ S.F. Load	79°C
				Locked-rotor Power Factor	26.4
				Rotor inertia	9.59 LB-FT ²

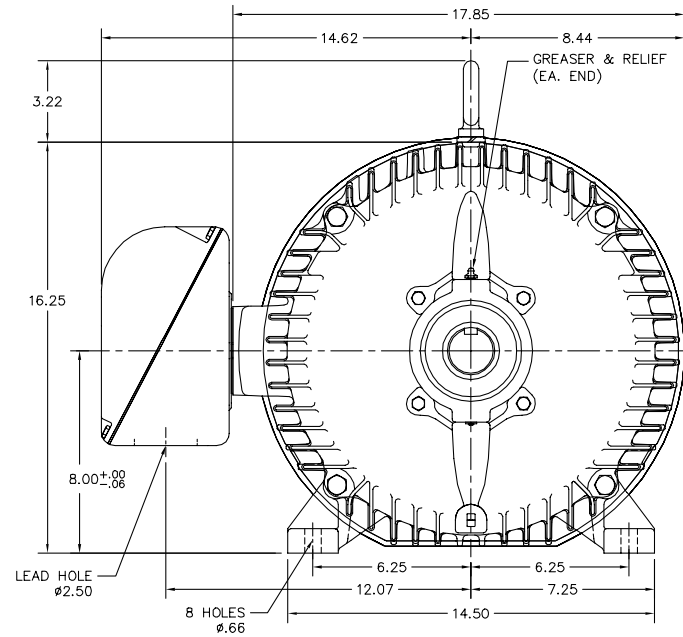
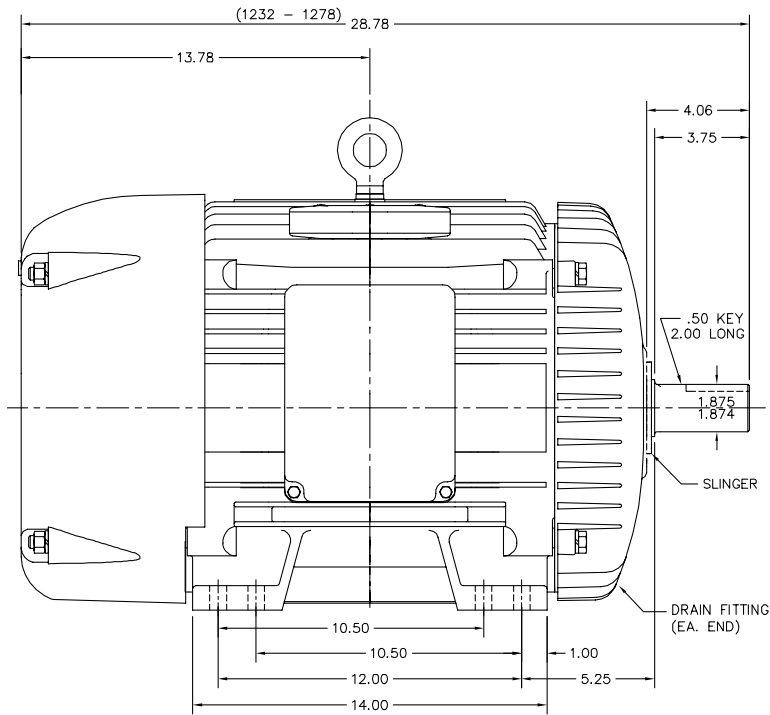
Load Characteristics 460 V, 60 Hz, 50 HP

% of Rated Load	25	50	75	100	125	150	S.F.
Power Factor	53	74	83	86	87	87	87
Efficiency	91.3	94.3	94.8	94.6	94	93.1	94.2
Speed	1794.5	1789.3	1783.5	1777.5	1770.7	1761.5	1773
Line amperes	24.2	33.5	44.7	57.6	71.5	90	65.9

Performance Graph at 460V, 60Hz, 50.0HP Typical performance - Not guaranteed values



12LYH011



12LYH011

CUSTOMER IS RESPONSIBLE FOR DETERMINING THAT BALDOR'S PRODUCT WILL PERFORM SUITABLY IN THE INTENDED APPLICATION.

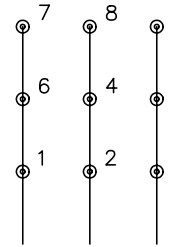
REV. DESC: REMOVE LOCKNUT	VERSION: 05	TDR: 000000954270
REV. LTR: J	REVISED: 01:37:14 11/19/2015	BY: ENMARS0
FILE: \AAA\00035\138		
MTL: -		

BALDOR
HORZ TEFC 324-6TS
SH 1 of 1

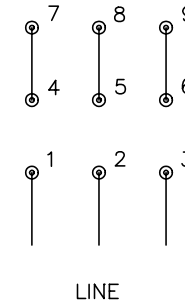
CD0180



LOW VOLTAGE
(2D)



HIGH VOLTAGE
(1D)



NOTES:

1. INTERCHANGE ANY TWO LINE LEADS TO REVERSE ROTATION.
2. OPTIONAL THERMOSTATS ARE PROVIDED WHEN SPECIFIED.
3. ACTUAL NUMBER OF INTERNAL PARALLEL CIRCUITS MAY BE A MULTIPLE OF THOSE SHOWN ABOVE.
4. LEAD COLORS ARE OPTIONAL. LEADS MUST ALWAYS BE NUMBERED AS SHOWN.

REV. DESC: REVISE TO SHOW OPTIONAL COLORS			
REV. LTR: C	BY: JLP	REVISED: 01/21/99 2:28	TDR: 0171435
0810D0		FILE: AAA00005148	MDL: -
		MTL: -	

BALDOR ELECTRIC Co.

3PH, DV, 9 LEADS, DELTA CONNECTION

CD0180