

PE

SUBMERSIBLE EFFLUENT PUMP



FEATURES

- Corrosion resistant construction
- Cast iron body
- Thermoplastic impeller and cover
- Upper sleeve and lower heavy duty ball bearing construction
- Motor is permanently lubricated for extended service life
- Powered for continuous operation
- All ratings are within the working limits of the motor
- Quick disconnect power cord, 20' standard length, heavy duty 16/3 SJTW with 115 or 230 volt grounding plug
- Complete unit is heavy duty, portable and compact
- Mechanical seal is carbon, ceramic, BUNA and stainless steel
- Stainless steel fasteners

APPLICATIONS

Specially designed for the following uses:

- Mound Systems
- Effluent/Dosing Systems
- Low Pressure Pipe Systems
- Basement Draining
- Heavy Duty Sump/Dewatering

SPECIFICATIONS

Pump - General:

- Discharge: 1½" NPT
- Temperature: 104°F (40°C) maximum, continuous when fully submerged.
- Solids handling: ½" maximum sphere.
- Automatic models include a float switch.
- Manual models available.
- Pumping range: see performance chart or curve.

PE41 Pump:

- Maximum capacity: 61 GPM
- Maximum head: 29' TDH

PE51 Pump:

- Maximum capacity: 70 GPM
- Maximum head: 37' TDH

MOTOR

General:

- Single phase, 60 Hz, 115 and 230 volts
- Built-in thermal overload protection with automatic reset
- Class B insulation
- Oil-filled design
- High strength carbon steel shaft

PE41 Motor:

- .40 HP, 3400 RPM
- 115 and 230 volts
- PSC design

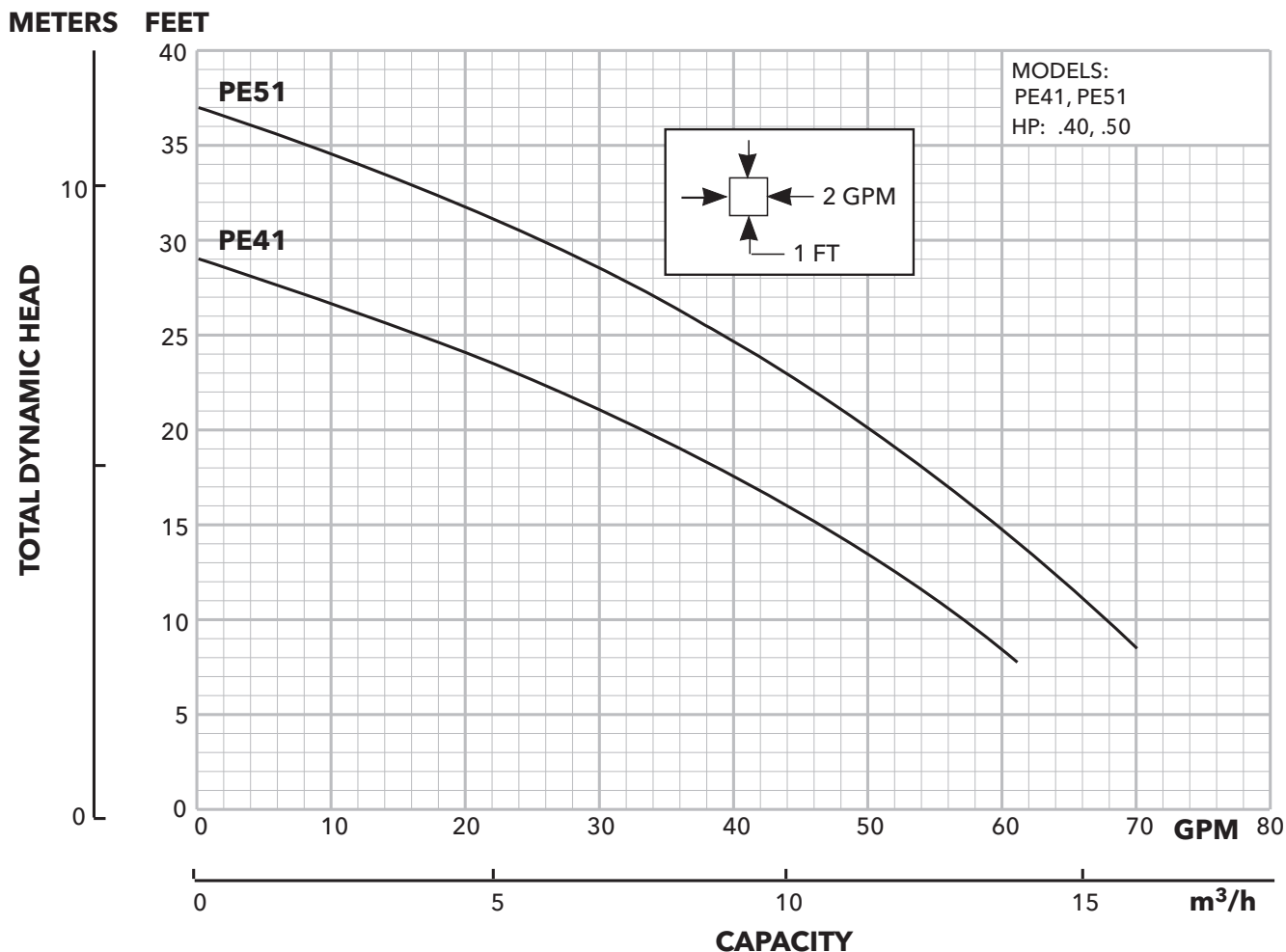
PE51 Motor:

- .50 HP, 3400 RPM
- 115 and 230 volts
- PSC design

AGENCY LISTINGS



Tested to UL 778 and CSA 22.2 108 Standards
By Canadian Standards Association
File #LR38549



PUMP INFORMATION

Order No.	HP	Volts	Amps	Minimum Circuit Breaker	Phase	Float Switch Style	Cord Length	Discharge Connection	Minimum Basin Diameter	Maximum Solids Size	Shipping Weight lbs/kg
PE41M	0.4	115	7.5	15	1	Manual / No Switch	20'	1.5"	18"	.5"	31 / 14.1
PE41P1						Piggyback Float Switch					
PE42P1						230					
PE51M	0.5	115	9.5	20		Manual / No Switch					
PE51P1						Piggyback Float Switch					
PE52M						230					

PERFORMANCE RATINGS

PE41

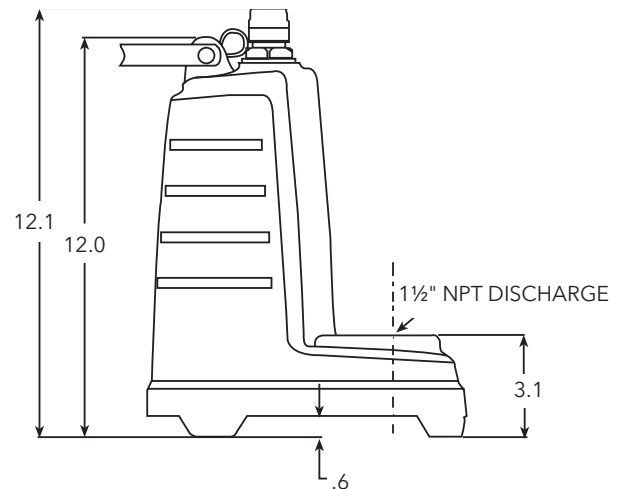
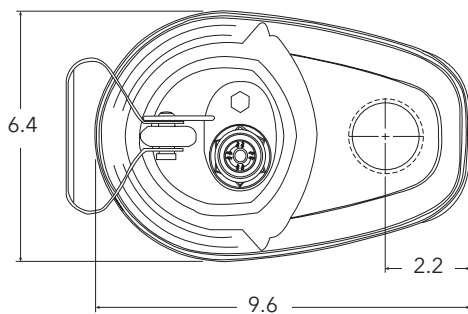
Total Head (feet of water)	GPM
8	61
10	57
15	46
20	33
25	16

PE51

Total Head (feet of water)	GPM
10	67
15	59
20	50
25	39
30	26
35	8

DIMENSIONS

(All dimensions are in inches. Do not use for construction purposes.)



xylem
Let's Solve Water

Xylem Inc.
2881 East Bayard Street Ext., Suite A
Seneca Falls, NY 13148
Phone: (866) 325-4210
Fax: (888) 322-5877
www.xylem.com/goulds

Xylem is a registered trademark of Xylem Inc. or one of its subsidiaries. Goulds is a registered trademark of ITT Manufacturing Enterprises LLC and is used under license. All other trademarks or registered trademarks are property of their respective owners.
© 2024 Xylem Inc. BPE R3 July 2024