

## Parts List & Kits

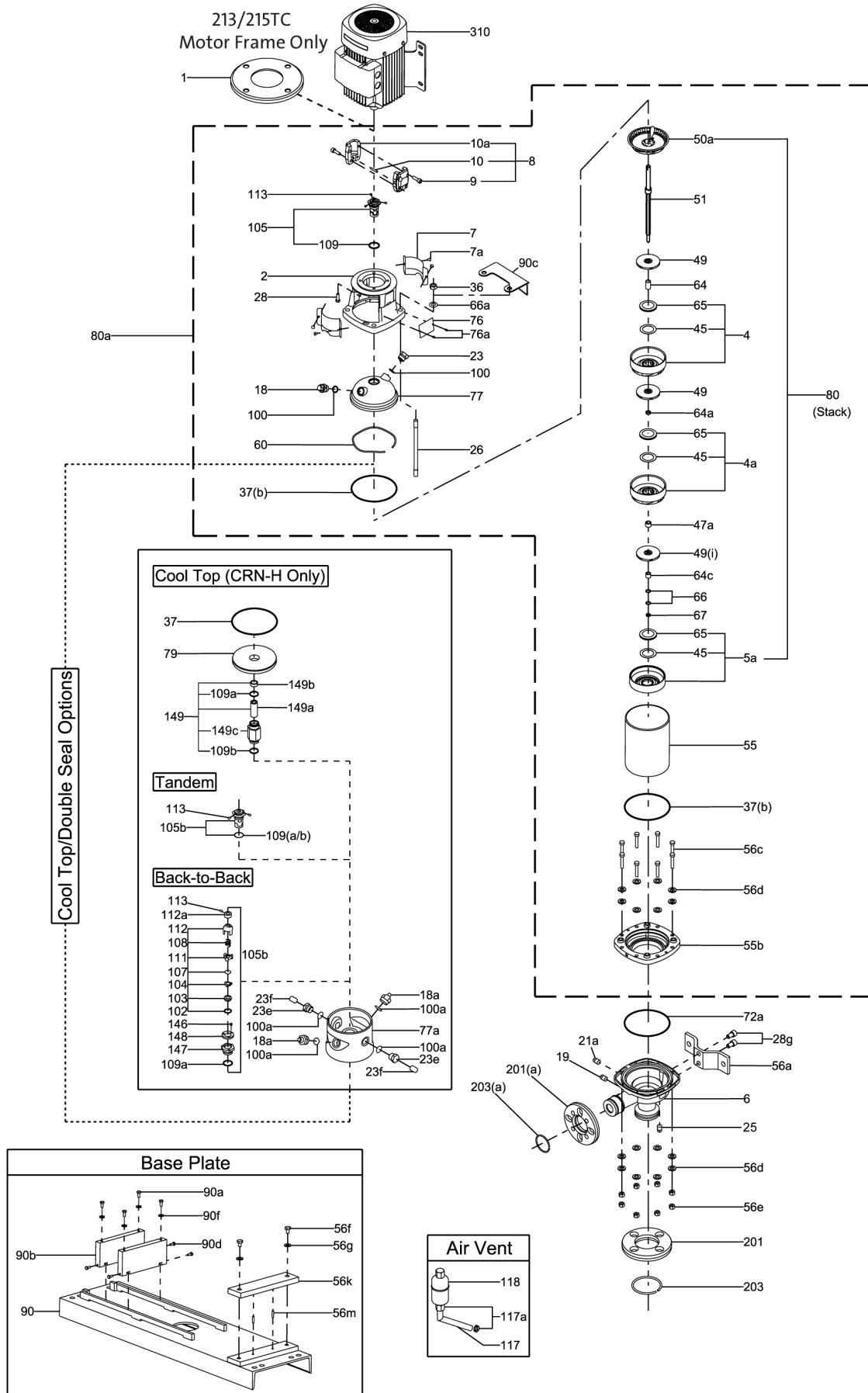
---

### Contents

Parts List  
Spare Part Kits  
Accessories  
Special Tools  
Standard Tools  
Tools for Torques



# Exploded View CRN1s-H



Pos. No.	Part Description	Model	Stages	No. Used	Comments/Dimensions	B.O.M. Ref. No.	Material No.	Included in kits ?			
<b>PARTS LIST</b>											
2	Motor Stool-Cat. Cast Iron, w/o insert Pos. 77		3/2-27	1	NEMA, 56C, 1/3 - 2HP	96436510		No			
				1	NEMA, 182/184TC, 3 - 5HP	96436511		No			
	Motor Stool-Stainless Option for GI - w/o Pos. 77		3/2-27	1	NEMA, 56C, 1/3 - 2HP	96497267		No			
				1	NEMA, 182/184TC, 3 - 5HP	96497271		No			
4	Chamber, Complete with Pos. 45 & 65		3/2-36	^^^	PTFE Pos. 45	96439481		No			
4a	Chamber Cpl. w/Pos. 45 & 65 & Bearing		3/2-36	^^^	PTFE Pos. 45, (97690021 is a qty. of 5)	96439482	97690021	No			
	Chamber Cpl. w/Pos. 45 & 65 & Brg. (option)		3/2-36	^^^	Silicon Carbide Bearing, PTFE Pos. 45	96439476		YES			
5a	Chamber, Bottom Complete with Pos. 45 & 65		3/2-36	^^^	Graflon Bearing, PTFE Pos. 45	96440615		YES			
6	Volute		3/2-36	1*	PTFE Pos. 45	96439485	96588149	No			
7	Coupling Guard		3/2-27	1	GA, Stainless Steel	95922064		No			
7a	Screw for Coupling Guard		3/2-36	2	NEMA-56C	96438137		No			
		2		NEMA, 182-215TC	96438138		No				
9	Allen Screw		3/2-27	4	Screw comb. slot torx/straight slot 4 x 8mm	96488481		No			
10	Shaft Pin		3/2-36	4	M6 x 20mm, Delta Tone/Seal	001D7899		YES			
		4		M8 x 25mm, Delta Tone/Seal	001D7900		YES				
10a	Coupling Half		3/2-36	1	ø5 x 26mm	310192		YES			
			3/2-27	2	NEMA, 56C, 1/3 - 2HP. ø15.8 / ø12	410108		YES			
		1		NEMA, 143/5TC, 1/3-3HP.ø22.225 /ø12 (Mach)	97851501		YES				
				2	NEMA, 182/184TC, 3-5HP. ø28.5/ø12	410109		YES			
18(a)	Priming/Vent Plug		3/2-36	*	G 1/2A, NV24 with NV9 x M8 stem	405150	95061351	No			
19(a)	Pipe Plug		3/2-36	**	1/4" NPT,SS SQHD, with Loctite	91136507		No			
21a	Pipe Plug		3/2-36	**	1/4" NPT,SS SQHD, with Loctite	91136507		No			
23(c)	Plug		3/2-36	**	G 1/2A, Solid no port, NV24	370025	95061733	No			
23a, e	Plug (option)		3/2-36	**	G 1/2A, w/1/4" port, NV24	91120659		No			
23b, f	Pipe Plug for Pos. 23a , 23e		3/2-36	**	1/4" NPT,SS SQHD, with Loctite	91136507		No			
23d	Plug, Vented for Pos. 77a Cool Top® option only		3/2-36	2	G 1/2A, NV24, Vented	96510323		No			
25	Drain Plug		3/2-36	1	1/4" NPT,SS SQHD, with Loctite	91136507		No			
26	Staybolt		3/2-3	4	M12, ø10,7 x 69mm	97683238		No			
		4		M12, ø10,7 x 87mm	97683239		No				
		5		M12, ø10,7 x 106mm	97683241		No				
		6		M12, ø10,7 x 123mm	97683242		No				
		7		M12, ø10,7 x 141mm	97683243		No				
		8		M12, ø10,7 x 160mm	97683245		No				
		9		M12, ø10,7 x 177mm	97683246		No				
		10		M12, ø10,7 x 195mm	97683247		No				
		11		M12, ø10,7 x 214mm	97683250		No				
		12		M12, ø10,7 x 231mm	97683251		No				
		13		M12, ø10,7 x 249mm	97683252		No				
		15		M12, ø10,7 x 285mm	97683255		No				
		17		M12, ø10,7 x 322mm	97683258		No				
		19		M12, ø10,7 x 357mm	97683260		No				
		21		M12, ø10,7 x 393mm	97683262		No				
		23		M12, ø10,7 x 430mm	97683264		No				
		25		M12, ø10,7 x 465mm	97683266		No				
		27		M12, ø10,7 x 501mm	97683268		No				
						30	M12, ø10,7 x 555mm, 4 pole & 50 Hz.	97683271		No	
						33	M12, ø10,7 x 609mm, 4 pole & 50 Hz.	97683273		No	
						36	M12, ø10,7 x 663mm, 4 pole & 50 Hz.	97683274		No	
				Staybolt (Cool Top®, Back-to-Back & Tandem Seal Option)		3/2-3	4	M12, ø10,7 x 177mm	97683246		No
					4		M12, ø10,7 x 195mm	97683247		No	
					5		M12, ø10,7 x 214mm	97683250		No	
					6		M12, ø10,7 x 231mm	97683251		No	
					7		M12, ø10,7 x 249mm	97683252		No	
					8		M12, ø10,7 x 267mm	97683254		No	
9	M12, ø10,7 x 285mm		97683255				No				
10	M12, ø10,7 x 303mm		97683256				No				
11	M12, ø10,7 x 322mm		97683258				No				
12	M12, ø10,7 x 339mm		97683259				No				
13	M12, ø10,7 x 357mm		97683260				No				
15	M12, ø10,7 x 393mm		97683262				No				
17	M12, ø10,7 x 430mm		97683264				No				
19	M12, ø10,7 x 465mm		97683266				No				
21	M12, ø10,7 x 501mm		97683268				No				
23	M12, ø10,7 x 537mm		97683270				No				
25	M12, ø10,7 x 573mm		97683272				No				
27	M12, ø10,7 x 609mm		97683273				No				
			30	M12, ø10,7 x 663mm, 4 pole & 50 Hz.	97683274		No				
			33	M12, ø10,7 x 717mm, 4 pole & 50 Hz.	97683275		No				
			36	M12, ø10,7 x 771mm, 4 pole & 50 Hz.	97683276		No				

Due to part changes over time, all position numbers (1-203) may not be used.

This column indicates which model uses the spare part. If blank, the part is used in all models.

B.O.M. Ref. Number is only available if it is not included in a kit or does not have a material number listed. If it is included in a kit (YES), or has a material number, request one of these numbers. If not included in a kit (No), but has a Material Number, use Material Number.

# Parts List & Kits CRN1s-H

Pos. No.	Part Description	Model	Stages	No. Used	Comments/Dimensions	B.O.M. Ref. No.	Material No.	Included in kits ?
<b>PARTS LIST</b>								
28	Motor Bolt		3/2-27	4	NEMA, 56C, 1/3 - 2HP. UNC 3/8" x 25mm	00ID1839		No
				4	NEMA, 182/184TC, 3 - 5HP.UNC1/2" x 25mm	00ID1840		No
28g	Bolt for foot Pos. 56a		3/2-36	2	M12 x 1.75 x 20mm, 316SS, Delta Tone/Seal	97672732		No
36	Staybolt Nut		3/2-36	4	19mm x M12, 316SS	00ID0876		No
37	Sleeve O-ring		3/2-36	◆◆	EPDM, ø137.5 x 3.3mm	96438743		YES
	Sleeve O-ring		3/2-36	◆◆	FKM, ø137.5 x 3.3mm	96438744		YES
37b	Sleeve O-ring (option)		3/2-36	◆◆	FKM, ø137.5 x 3.3mm	96458109		YES
			3/2-36	◆◆	FFKM, ø136.12 x 3.53mm	96466718		YES
45	Neck Ring		3/2-36	# stgs	ø41.3 x ø30.6 x .75mm, PTFE	400003		YES
47a	Bearing Ring/Spacer		3/2-36	^^^^	SiC 150, ø17.37 x ø13.10 x ø10.9 x 13mm	96437488		YES
	Brg. Ring/Spacer (option for Grafion Pos. 4a)		3/2-36	^^^^	TC, ø15.92 x ø13.10 x ø10.9 x 9.7mm	400041		YES
49	Impeller		3/2-36	# stgs	ø73.0 x ø30.6 x 9.0mm (back-plate .5mm)	96433166		No
50a	Top Guide Vane		3-36	1		96457638		No
	Top Guide Vane Plate (option for destaging)		3/2	1		96478562		No
51	Shaft, Complete		3/2-3	1	ø12 x 160.5mm	96439607	96588198	No
			4	1	ø12 x 180.5mm	96440386	96588199	No
			5	1	ø12 x 196.5mm	96440387	96588230	No
			6	1	ø12 x 214.5mm	96440388		No
			7	1	ø12 x 234.5mm	96440389	96588231	No
			8	1	ø12 x 250.5mm	96440390		No
			9	1	ø12 x 268.5mm	96440391		No
			10	1	ø12 x 288.5mm	96440392		No
			11	1	ø12 x 304.5mm	96440393		No
			12	1	ø12 x 322.5mm	96440394	96588233	No
			13	1	ø12 x 342.5mm	96440395	96588234	No
			15	1	ø12 x 376.5mm	96440396	96588235	No
			17	1	ø12 x 412.5mm	96440398		No
			19	1	ø12 x 450.5mm	96440400		No
			21	1	ø12 x 484.5mm	96440401	96588236	No
			23	1	ø12 x 520.5mm	96440403		No
			25	1	ø12 x 556.5mm	96440405	96588237	No
			27	1	ø12 x 592.5mm	96440406		No
			30	1	ø12 x 646.5mm, 4 pole & 50 Hz.	96440408		No
			33	1	ø12 x 700.5mm, 4 pole & 50 Hz.	96440410		No
			36	1	ø12 x 754.5mm, 4 pole & 50 Hz.	96440411	96588238	No
	Shaft, Cpl. (Cool Top®, Back-to-Back & Tandem Seal option)		3/2-3	1	ø12 x 265.5mm	96457560		No
			4	1	ø12 x 285.5mm	96457561		No
			5	1	ø12 x 301.5mm	96457562		No
			6	1	ø12 x 319.5mm	96457563		No
			7	1	ø12 x 339.5mm	96457564		No
			8	1	ø12 x 355.5mm	96457565		No
			9	1	ø12 x 373.5mm	96457566		No
			10	1	ø12 x 393.5mm	96457567		No
			11	1	ø12 x 409.5mm	96457568		No
			12	1	ø12 x 427.5mm	96457569		No
			13	1	ø12 x 447.5mm	96457570		No
			15	1	ø12 x 481.5mm	96457571		No
			17	1	ø12 x 517.5mm	96457573		No
			19	1	ø12 x 555.5mm	96457575		No
			21	1	ø12 x 589.5mm	96457576		No
			23	1	ø12 x 625.5mm	96457578		No
			25	1	ø12 x 661.5mm	96457580		No
			27	1	ø12 x 697.5mm	96457581		No
			30	1	ø12 x 751.5mm, 4 pole & 50 Hz.	96457583		No
			33	1	ø12 x 805.5mm, 4 pole & 50 Hz.	96457585		No
			36	1	ø12 x 859.5mm, 4 pole & 50 Hz.	96457586		No
55	Outer Sleeve		3/2-3	1	ø138 x 44.6mm	96439996		No
			4	1	ø138 x 62.6mm	96440025		No
			5	1	ø138 x 80.6mm	96441528		No
			6	1	ø138 x 98.6mm	96440014		No
			7	1	ø138 x 116.6mm	96441529		No
			8	1	ø138 x 134.6mm	96441531		No
			9	1	ø138 x 152.6mm	96440015		No
			10	1	ø138 x 170.6mm	96441532		No
			11	1	ø138 x 188.6mm	96441534		No
			12	1	ø138 x 206.6mm	96440016		No
			13	1	ø138 x 224.6mm	96441535		No
			15	1	ø138 x 260.6mm	96440017		No

Due to part changes over time, all position numbers (1-203) may not be used.

This column indicates which model uses the spare part. If blank, the part is used in all models.

B.O.M. Ref. Number is only available if it is not included in a kit or does not have a material number listed. If it is included in a kit (YES), or has a material number, request one of these numbers. If not included in a kit (No), but has a Material Number, use Material Number.

Pos. No.	Part Description	Model	Stages	No. Used	Comments/Dimensions	B.O.M. Ref. No.	Material No.	Included in kits?
<b>PARTS LIST</b>								
55	Outer Sleeve (continued)		17	1	ø138 x 296.6mm	96441538		No
			19	1	ø138 x 332.6mm	96441539		No
			21	1	ø138 x 368.6mm	96440019		No
			23	1	ø138 x 404.6mm	96441542		No
			25	1	ø138 x 440.6mm	96441543		No
			27	1	ø138 x 476.6mm	96440021		No
			30	1	ø138 x 530.6mm, 4 pole & 50 Hz.	96440022		No
			33	1	ø138 x 584.6mm, 4 pole & 50 Hz.	96440023		No
			36	1	ø138 x 638.6mm, 4 pole & 50 Hz.	96439997		No
55b	Sleeve flange		3/2-36	1	Cast stainless Din 1.4408 (316C16)	96834154		No
56a	Foot for Pos. 6 Cast Iron		3/2-36	1	H=43mm, W=196mm, ø16mm hole, CL 152mm, Cl.	95922025		No
	Foot for Pos. 6 Stainless Steel option for GI		3/2-36	1	H=43mm, W=196mm, ø16mm hole CL 152mm, SS.	95922078		No
56b(d)	Washer for bolt Pos. 56c		3/2-36	16	M8, ø16 x ø8.4x 1.6mm, 316 SS	97672740		No
56c	Bolt for sleeve flange Pos. 55b		3/2-36	8	M8x1.25-6g x45mm, 316 SS, Delta Tone/Seal	97672731		No
56e	Nut for bolt Pos. 56c		3/2-36	8	M8, NV13 x1.25-6H 316 SS, DeltaTone/Seal	97672737		No
56f	Bolt for base Pos. 90	56C/182TC	3/2-36	2	Hex Hd.1/2 -13 UNC x 1" SAE 5, Zinc plated			YES
56g	Washer for bolt Pos. 56f		3/2-36	2	1/2" SAE, Zinc plated			YES
60	Stack Compression Spring		3/2-36	1	ø136 x 3.5mm	96439662		No
64	Spacing Pipe		2-36	^^^	ø15.85 x ø12.85 x 17.52mm	400035	95061339	No
64a	Spacing Pipe		3/2-36	^^^^	ø15.85 x ø12.85 x 4.5mm	96440292		YES
	Spacing Pipe (option for Grafion Pos. 4a)		3/2-36	^^^^	Use with TC Pos. 47a, ø15 x ø12.7 x 7.8mm	400016		YES
64c	Clamp, Splined		3/2-36	1	ø15 x ø13.10 x ø10.9 x 13mm	96439668		YES
65	Neck Ring Retainer		3/2-36	# stgs	ø43.5 x ø34.0 x 3.6mm	96438746		YES
66	Lock Washer Set for Shaft		3/2-36	1	ø13.5 x ø8.2 x 2.6mm	96417297		YES
66a	Washer for Staybolt		3/2-36	4	DIN 125A, 304SS, ø24 x ø13 x 2.5mm	00ID3103		No
67	Lock Nut for Shaft		3/2-36	1	13mm x M8	00ID2061		YES
69	Spacing Pipe		3/2	1	ø15.85 x 12.85 x 18.0mm	400125	95061443	No
72a	Sleeve Flange O-ring		3/2-36	1	EPDM, ø137.5 x 3.3mm	96438743	97683277	YES
	Sleeve Flange O-ring (option)		3/2-36	1	FKM, ø137.5 x 3.3mm	96438744	97683278	YES
			3/2-36	1	FXM, ø137.5 x 3.3mm	96458109	97683279	YES
			3/2-36	1	FFKM, ø136.12 x 3.53mm	96466718	97683280	YES
76	Nameplate		3/2-36	1	304SS, 60 x 45mm	96439820		No
76a	Rivet for Nameplate		3/2-36	2	304SS, ø3 x 5mm	96022882		No
77	Pump Head Cover for Motor Stool Pos. 2		3/2-36	1	Cast Stainless	96436340		No
77a	Pump Head Cover for Back-to-Back & Tand. Seal		3/2-36	1	Cast Stainless	96456293		No
77a	Pump Head Cover for Cool Top® (option)		3/2-36	1	Cast Stainless	96456294		No
79	Disc / Plate for Cool Top®		3/2-36	1	Stainless	96456296		No
90	Main Support Baseplate	GA	3/2-21	1	BP. Cpl. 139, L=991mm x W=305mm x H=106.5mm	96956336		YES
	Main Support Baseplate - Longer versions	GA	23-36	1	XLBP1 (139), L=1500mm x W=381mm x H=106.5mm	96956376		YES
90a	Bolt for motor to slider Pos. 90b	56C	3/2-36	4	Hex Head 5/16-18 UNC x .75" SAE 5, Zinc plated			YES
90b	Motor support /slide rail	56C	3/2-36	2	BPI39, L=204mm x H=45.5mm x W=25.4mm	96956339		YES
90c	Support Bracket for Pump Cartridge		3/2-36	1	304 SS, H=74mm CL of hole, GA	95131235		No
90d	Bolt for motor slide rail Pos. 90b to base Pos. 90		3/2-36	4	Hex Head 1/4 -20 UNC x 1" SAE 5, Zinc plated			YES
90f	Washer for mtr. bolt Pos. 90a to slide rail Pos. 90b		3/2-36	4	5/16" SAE, Zinc plated			YES
100	Priming/Vent Plug O-ring		3/2-36	■	EPDM, ø16.3 x 2.4mm	00ID1288		YES
			3/2-36	■	FKM, ø16.3 x 2.4mm	00ID2231		YES
100(a)	Priming/Vent Plug O-ring (option)		3/2-36	■	FFKM, ø16.3 x 2.4mm	96428162		YES
			3/2-36	■	FXM, ø16.3 x 2.4mm	96442869		YES
102	O-ring for Pos. 105b Back-to-Back		3/2-36	1	EPDM, ø18 x 2.5mm	00ID2041		YES
			3/2-36	1	FKM, ø17.86 x 2.62mm	00ID2187		YES
	O-ring for Pos. 105b Back-to-Back (option)		3/2-36	1	FFKM, ø17.86 x 2.62mm	96440281		No
			3/2-36	1	FXM, ø17.86 x 2.62mm	96472584		No
103	Stnry Seal Ring for Pos. 105b Back-to-Back		3/2-36	1	TC, 12mm	980190		No
	Stnry Seal Ring for Pos. 105b Back-to-Back (opt.)		3/2-36	1	SiC, 12mm	980746		YES
104	Rotating Seal Ring for Pos. 105b Back-to-Back		3/2-36	1	TC, 12mm	980163		No
	Rotating Seal Ring for Pos. 105b Back-to-Back (opt.)		3/2-36	1	SiC, 12mm	980733		YES
105(b)	Shaft Seal HQBE		3/2-36	***	SiC, Carbon with resin-impregnated, EPDM	96441879		YES
	Shaft Seal HQBV		3/2-36	***	SiC, Carbon with resin-impregnated, FKM	96441880		YES
	Shaft Seal HQBK (option)		3/2-36	***	SiC, Carbon with resin-impregnated, FFKM	96489537		YES
	Shaft Seal HQQE		3/2-36	***	SiC, SiC, EPDM	96441877		YES
	Shaft Seal HQQV		3/2-36	***	SiC, SiC, FKM	96441878		YES
	Shaft Seal HQQF (option)		3/2-36	***	SiC, SiC, FXM	96472620		YES
	Shaft Seal HQQK (option)		3/2-36	***	SiC, SiC, FFKM	96464381		YES
	Shaft Seal HUBE		3/2-36	***	TC, Carbon with resin-impregnated, EPDM	96441873		YES
	Shaft Seal HUBV		3/2-36	***	TC, Carbon with resin-impregnated, FKM	96441874		YES
	Shaft Seal HUBF (option)		3/2-36	***	TC, Carbon with resin-impregnated, FXM	96481464		YES

Due to part changes over time, all position numbers (1-203) may not be used.

This column indicates which model uses the spare part. If blank, the part is used in all models.

B.O.M. Ref. Number is only available if it is not included in a kit or does not have a material number listed. If it is included in a kit (YES), or has a material number, request one of these numbers. If not included in a kit (No), but has a Material Number, use Material Number.

# Parts List & Kits CRN1s-H

Pos. No.	Part Description	Model Stages	No. Used	Comments/Dimensions	B.O.M. Ref. No.	Material No.	Included in kits ?
<b>PARTS LIST</b>							
105(b)	Shaft Seal HUBK (option)		3/2-36	***	TC, Carbon with resin-impregnated, FFKM	96481463	YES
	Shaft Seal HUUE		3/2-36	***	TC, TC, EPDM	96441875	YES
	Shaft Seal HUUV		3/2-36	***	TC, TC, FKM	96441876	YES
	Shaft Seal HUUF (option)		3/2-36	***	TC, TC, FXM	96475542	YES
	Shaft Seal HUUK (option)		3/2-36	***	TC, TC, FFKM	96467885	YES
105b	Shaft Seal/inboard for Back-to-Back OQQE		3/2-36	1	SiC, SiC, EPDM	985200	YES
	Shaft Seal/inboard for Back-to-Back OQQV		3/2-36	1	SiC, SiC, FKM	985760	YES
	Shaft Seal/inboard for Back-to-Back OUUE		3/2-36	1	TC, TC, EPDM	985189	405145 YES
	Shaft Seal/inboard for Back-to-Back OUUV		3/2-36	1	TC, TC, FKM	985190	405145 YES
107	O-ring for Pos. 105b Back-to-Back		3/2-36	1	EPDM, $\phi 11.5 \times 4.3\text{mm}$	00ID2040	YES
			3/2-36	1	FKM, $\phi 11.5 \times 4.3\text{mm}$	00ID2186	YES
	O-ring for Pos. 105b Back-to-Back (option)		3/2-36	1	FFKM, $\phi 11.5 \times 4.3\text{mm}$	96440282	No
			3/2-36	1	FKM, $\phi 11.5 \times 3.18\text{mm}$	96472618	No
108	Spring for Pos. 105b Back-to-Back		3/2-36	1	12mm	980195	YES
109(a)	O-ring for Shaft Seal Pos. 105		3/2-36	1	EPDM, $\phi 21.3 \times 3.0\text{mm}$	00ID1798	YES
			3/2-36	1	FKM, $\phi 21.2 \times 3.0\text{mm}$	00ID2339	YES
109b	O-ring for Shaft Seal Pos. 105 (option)		3/2-36	1	FKM, $\phi 22 \times 2.75\text{mm}$	96458111	YES
			3/2-36	1	FFKM, $\phi 23.47 \times 2.62\text{mm}$	96464384	YES
111	Seal Driver (small) for Pos. 105b Back-to-Back		3/2-36	1		980192	YES
112	Seal Driver (large) for Pos. 105b Back-to-Back		3/2-36	1		980191	YES
112a	Seal Drv threaded for 112, Pos. 105b Back-to-Back		3/2-36	1		400203	YES
113	Set Screw for 112a, for Pos. 105b Back-to-Back		3/2-36	1	3mm x M5 x 6mm	00ID7392	YES
117	Air Vent Pipe for 118		3/2-36	1	G1/2, 316SS, 60 x 43mm	96525189	YES
117a	Counter Nut for Pipe 117		3/2-36	1	NV24, internal G1/2, 316SS	96506709	YES
118	Air Vent		3/2-36	1	Air vent type 1511-AV - 5/6430	96427483	YES
146	Allen Bolt for 147/148, for Pos. 105b Back-to-Back		3/2-36	1	2.5mm x M3 x 5mm	96462639	YES
147	Stationary Seal Retainer - Pos. 105b Back-to-Back		3/2-36	1	NV36, 316SS	96457354	No
148	Seal Retainer Washer - Pos. 105b Back-to-Back		3/2-36	1	316SS, $\phi 36.0 \times \phi 21.6 \times 5.0\text{mm}$	96457355	No
149	Connecting Pipe for Cool Top®		3/2-36	1	NV36, 316SS, FXM & EPDM	96460414	No
			3/2-36	1	NV36, 316SS, FXM & FKM	96460415	No
149a	Retainer for bushing		3/2-36	1	316SS, $\phi 22.0 \times \phi 17.0 \times 9\text{mm}$	96457639	YES
149b	Bushing		3/2-36	1	Graflon®, $\phi 21.2 \times \phi 12.4 \times 53\text{mm}$	96456297	YES
149c	Connecting Pipe less 109a&b and 149a&b		3/2-36	1	NV36, 316SS	96456295	YES
201	Flange, Suction, Cast Iron		3/2-17	1	1.5" 150#, 4x1/2"-13 UNC threaded flg., e-coat	96922828	No
			3/2-36	1	1.5" 300#, 4 x 3/4"-10 UNC threaded flg., e-coat	96956145	No
	Flange, Suction, Stainless Steel option for GI		3/2-17	1	1.5" 150#, 4 x 1/2"-13 UNC threaded flange	97644306	No
			3/2-36	1	1.5" 300#, 4 x 3/4"-10 UNC threaded flange	97644307	No
201a	Flange, Discharge, Cast Iron		3/2-17	1	1" 150#, 4 x 1/2"-13 UNC threaded flg., e-coat	96922827	No
			3/2-36	1	1" 300#, 4 x 5/8"-11 UNC threaded flg., e-coat	96956144	No
	Flange, Discharge, Stainless Steel option for GI		3/2-17	1	1" 150#, 4 x 1/2"-13 UNC threaded flange	97644302	No
			3/2-36	1	1" 300#, 4 x 3/4"-10 UNC threaded flange	97644304	No
203	Retaining ring for Pos. 201, 1.5" flange		3/2-36	1	Stainless, $\phi 72.6 \times 5$	96475395	No
203a	Retaining ring for Pos. 201a, 1.0" flange		3/2-36	1	Stainless, $\phi 53.6 \times 3.2$	96439718	No

Due to part changes over time, all position numbers (1-203) may not be used.

This column indicates which model uses the spare part. If blank, the part is used in all models.

B.O.M. Ref. Number is only available if it is not included in a kit or does not have a material number listed. If it is included in a kit (YES), or has a material number, request one of these numbers. If not included in a kit (No), but has a Material Number, use Material Number.

Notes on next page...

## Notes:

The first number is total number of impellers. An exception to this format is the CRN1s-2H.

**Example: a CRN1s-2H is actually a CRN1s-3/2H, it has 3 chambers and 2 impellers (de-staged by 1) - it uses a 3 stage shaft.**

- ^^^ 3/2 to 9 stage = # of Stages less 2
- 10 to 19 stage = # of stages less 3
- 21 to 27 stage = # of stages less 4
- 29 to 36 stage = # of stages less 5
- Exception: When de-staging pump by 2 impellers, replace top chamber Pos. 4 with Pos. 5a
  
- ^^^^ 3/2 to 9 stage = use 1
- 10 to 19 stage = use 2
- 21 to 27 stage = use 3
- 29 to 36 stage = use 4
  
- \* Standard use 1. Back-to-Back or Tandem pump version use 3
- \*\* Standard use 1. Back-to-Back or Tandem pump version use 3
- \*\*\* 1 used in Hxxx (Standard), 2 used in Pxxx (Tandem) pump version
  
- ◆◆ Standard use 2. Back-to-Back or Tandem pump version use 3
  
- Standard use 2. Back-to-Back or Tandem pump version use 6
  
- 1\* Standard use 1. When de-staging pump by 2 impellers, replace top chamber Pos. 4 with an additional Pos. 5a

## Key to Symbols:

<b>KITS</b>	.....	<b>Recommended spare part</b>
∅	.....	Diameter
<b>ANSI</b>	.....	American National Standards Institute
<b>CPL</b>	.....	Complete Assembly – these parts consist of more than one component
<b>EPDM</b>	.....	Ethylene Propylene (also known as EPR and EPT) – an elastic substance similar to rubber
<b>FFKM</b>	.....	Kalrez Elastomer made by DuPont
<b>FKM</b>	.....	Fluoro Elastomer (generic for Viton)
<b>FXM</b>	.....	Fluoraz Elastomer made by Greene Tweed
<b>M</b>	.....	International standard thread size designation (thread diameter in mm)
<b>mm</b>	.....	Millimeter
<b>MG</b>	.....	Identifies Grundfos motor type/size
<b>N</b>	.....	Stainless
<b>NBR</b>	.....	Buna - N (also known as Nitrile) – an elastic substance similar to rubber
<b>NEMA</b>	.....	National Electrical Manufacturers Association
<b>PTFE</b>	.....	Teflon
<b>SiC</b>	.....	Silicon Carbide
<b>TC</b>	.....	Tungsten Carbide
<b>UNC</b>	.....	Unified National Coarse – a standard for threads on bolts

Cool Top® is a registered trademark of Grundfos Pumps

# Spare Part Kits CRN1s-H

## Spare Part Kits

Since certain pump parts can be expected to exhibit wear at the same time as related pump parts, they have been grouped into the following kits for your convenience. The numbers indicate the quantity of the part within each kit. Please order these kits using the kit material number at the top of the columns.

CR(I, N)1S, 1, & 3 SiC Bearing		Kit No. 96455095		96455092		96455093		96455094	
WEAR PARTS KIT 2-9		Kit No.		Kit No.		Kit No.		Kit No.	
WEAR PARTS KIT 10-19		Kit No.		Kit No.		Kit No.		Kit No.	
WEAR PARTS KIT 20-27		Kit No.		Kit No.		Kit No.		Kit No.	
WEAR PARTS KIT 28-36		Kit No.		Kit No.		Kit No.		Kit No.	
Pos. No.	Description	Material No.	Qty. Included in each Kit						
4a	Chamber N Cpl. w/Pos.45 & 65 & SiC Bearing	96439476	1	2	3	4			
39	Gasket for Oval Flange, 95 x 55 x ø35 x 2mm	400189	2	2	2	2			
45	Neck Ring, ø41.3 x ø30.6 x .75mm, PTFE	400003	8	17	24	32			
47a	Bearing Ring/Spacer, SiC 150, 13mm	96437488	1	2	3	4			
64a	Spacing Pipe, ø15.85 x ø12.85 x 4.5mm	96440292	1	2	3	4			
64c	Clamp, Splined, ø15 x ø13.10 x ø10.9 x 13mm	96439668	1	1	1	1			
65	Neck Ring Retainer, N, ø43.5 x ø34.0 x 3.6mm	96438746	8	17	24	32			
66	Lock Washer Set of 2, ø13.5 x ø8.2 x 2.6mm	96417297	1	1	1	1			
67	Lock Nut, 13mm x M8	00ID2061	1	1	1	1			

CR(I, N)1S, 1, & 3 Grafion Bearing		Kit No. 96460140		96455110		96455111		96455112	
WEAR PARTS KIT 2-9		Kit No.		Kit No.		Kit No.		Kit No.	
WEAR PARTS KIT 10-19		Kit No.		Kit No.		Kit No.		Kit No.	
WEAR PARTS KIT 20-27		Kit No.		Kit No.		Kit No.		Kit No.	
WEAR PARTS KIT 28-36		Kit No.		Kit No.		Kit No.		Kit No.	
Pos. No.	Description	Material No.	Qty. Included in each Kit						
4a	Chamber N Cpl. w/Pos.45 & 65 & Grafion Brg.	96440615	1	2	3	4			
39	Gasket for Oval Flange, 95 x 55 x ø35 x 2mm	400189	2	2	2	2			
45	Neck Ring, ø41.3 x ø30.6 x .75mm, PTFE	400003	8	17	24	32			
47a	Bearing Ring/Spacer, TC, 9.7mm	400041	1	2	3	4			
64a	Spacing Pipe, ø15.85 x ø12.85 x 7.8mm	400016	1	2	3	4			
64c	Clamp, Splined, ø15 x ø13.10 x ø10.9 x 13mm	96439668	1	1	1	1			
65	Neck Ring Retainer, N, ø43.5 x ø34.0 x 3.6mm	96438746	8	17	24	32			
66	Lock Washer Set of 2, ø13.5 x ø8.2 x 2.6mm	96417297	1	1	1	1			
67	Lock Nut, 13mm x M8	00ID2061	1	1	1	1			

STACK KITS	
Model	Material No.
CRN1S-3/2	96479078
CRN1S-3	96479079
CRN1S-4	96479080
CRN1S-5	96479081
CRN1S-6	96479082
CRN1S-7	96479083
CRN1S-8	96479084
CRN1S-9	96479085
CRN1S-10	96479086
CRN1S-11	96479087
CRN1S-12	96479088
CRN1S-13	96479089
CRN1S-15	96479090
CRN1S-17	96479091
CRN1S-19	96479092
CRN1S-21	96479093
CRN1S-23	96479094
CRN1S-25	96479095
CRN1S-27	96479096
*** CRN1S-30	96479097
*** CRN1S-33	96479098
*** CRN1S-36	96479099

\*\*\*For 4 pole & 50 Hz operation only.

STANDARD SHAFT SEAL KIT, BALANCED CARTRIDGE		Kit No. 96455088		96491375		96455089		96455086		96533327		96533326		96455087	
(Maximum allowed working PSI is 435)		Kit No.		Kit No.		Kit No.		Kit No.		Kit No.		Kit No.		Kit No.	
(Tandem Seal option Pumps require 2 of each Seal Kit)		Kit No.		Kit No.		Kit No.		Kit No.		Kit No.		Kit No.		Kit No.	
Pos. No.	Description	Material No.	Qty. Included in each Kit												
105	HQBE	96441879	1												
	HQBK	96489537		1											
	HQBV	96441880			1										
	HQQE	96441877				1									
	HQQF	96472620					1								
	HQQG	96498109						1							
	HQQV	96441878							1						
N/A	Grinding Device Tool for Emery Cloth	370711	1	1	1	1	1	1	1	1	1	1	1	1	1
N/A	Emery Cloth	370712	1	1	1	1	1	1	1	1	1	1	1	1	1

OPTIONAL SHAFT SEAL KIT, BALANCED CARTRIDGE		Kit No. 96455082		96533323		96533322		96455083		96455084		96533325		96533324		96455085	
(Maximum allowed working PSI is 435)		Kit No.		Kit No.		Kit No.		Kit No.		Kit No.		Kit No.		Kit No.		Kit No.	
(Tandem Seal option Pumps require 2 of each Seal Kit)		Kit No.		Kit No.		Kit No.		Kit No.		Kit No.		Kit No.		Kit No.		Kit No.	
Pos. No.	Description	Material No.	Qty. Included in each Kit														
105	HUBE	96441873	1														
	HUBF	96481464		1													
	HUBK	96481463			1												
	HUBV	96441874				1											
	HUUE	96441875					1										
	HUUF	96475542						1									
	HUUK	96498108							1								
	HUUV	96441876								1							
N/A	Grinding Device Tool for Emery Cloth	370711	1	1	1	1	1	1	1	1	1	1	1	1	1		
N/A	Emery Cloth	370712	1	1	1	1	1	1	1	1	1	1	1	1	1		

## Spare Part Kits (continued)

INBOARD SHAFT SEAL & Gasket KIT, Back to Back OQQE		Kit No.	96533360			
INBOARD SHAFT SEAL & Gasket KIT, Back to Back OQQV		Kit No.	96533361			
INBOARD SHAFT SEAL & Gasket KIT, Back to Back OQQV		Kit No.	96989183			
INBOARD SHAFT SEAL & Gasket KIT, Back to Back OQQK		Kit No.	96536168			
INBOARD SHAFT SEAL & Gasket KIT, Back to Back OOUU/V		Kit No.	405145			
(An HQQx or HUUx seal kit must also be used for respectively to complete seal repairs)						
Pos. No.	Description	Material No.	Qty. Included in each Kit			
37	Sleeve O-ring, EPDM, $\phi$ 137.5 x 3.3mm	96438743	3			
	Sleeve O-ring, FKM, $\phi$ 137.5 x 3.3mm	96438744		3		
38, 100(a)	Drain Plug O-ring, EPDM, $\phi$ 16.3 x 2.4mm	00ID1288	7			
	Drain Plug O-ring, FKM, $\phi$ 16.3 x 2.4mm	00ID2231		7		
102	O-ring, EPDM, $\phi$ 18 x 2.5mm	00ID2041	1			1
	O-ring, FKM, $\phi$ 17.86 x 2.62mm	00ID2187		1	1	1
	O-ring, FFKM, $\phi$ 17.86 x 2.62mm	96440281			1	
103	Stationary Seal Ring, SiC, 12mm	980746	1			
	Stationary Seal Ring, TC, 12mm	980190				1
104	Rotating Seal Ring, SiC, 12mm	980733	1	1	1	1
	Rotating Seal Ring, TC, 12mm	989163				1
107	O-ring, EPDM, $\phi$ 11.5 x 4.3mm	00ID2040	1			1
	O-ring, FKM, $\phi$ 11.5 x 4.3mm	00ID2186		1	1	1
	O-ring, FFKM, $\phi$ 11.5 x 4.3mm	96440282			1	
108	Spring, 12mm	980195	1	1	1	1
109a	O-ring, EPDM, $\phi$ 21.3 x 3.0mm	00ID1798	1			
	O-ring, FKM, $\phi$ 21.2 x 3.0mm	00ID2339		1	1	
	O-ring, FFKM, $\phi$ 23.47 x 2.62mm	96464384			1	
111	Driver for pos.104	980192	1	1	1	1
112	Driver for pos.111	980191	1	1	1	1
112a	Driver for pos.112	400203	1	1	1	1
113	Set Screw for pos.112a	00ID7392	2	2	2	2
146	Allen Bolt for pos.147 & 148, 2.5mm x M3 x 5mm	96462639	3	3	3	3
147	Stationary Seal Retainer - NV36, 3165S	96457354			1	1
148	Seal Retainer Washer - 3165S, $\phi$ 36.0 x $\phi$ 21.6 x 5.0mm	96457355			1	1
N/A	Grinding Device Tool for Emery Cloth	370711				1
N/A	Emery Cloth	370712				1

GASKET KIT (EPDM)		Kit No.	96455090			
GASKET KIT (FKM)		Kit No.	96455091			
GASKET KIT (FKM)		Kit No.	96463944			
GASKET KIT (FFKM)		Kit No.	96533328			
GASKET KIT (EPDM)-Double Seal option.		Kit No.	96533362			
GASKET KIT (FKM)-Double Seal option.		Kit No.	96533363			
GASKET KIT (FFKM)-Double Seal option.		Kit No.	96533364			
GASKET KIT (FKM, & EPDM)-Cool-Top option		Kit No.	96533329			
Pos. No.	Description	Material No.	Qty. Included in each Kit			
37	Sleeve O-ring, EPDM, $\phi$ 137.5 x 3.3mm	96438743	2			3
	Sleeve O-ring, FKM, $\phi$ 137.5 x 3.3mm	96438744		2		3
37b	Sleeve O-ring, FKM, $\phi$ 137.5 x 3.3mm	96458109			2	2
	Sleeve O-ring, FFKM, $\phi$ 136.12 x 3.53mm	96466718			2	3
38, 100(a)	Drain Plug O-ring, EPDM, $\phi$ 16.3 x 2.4mm	00ID1288	3			7
	Drain Plug O-ring, FKM, $\phi$ 16.3 x 2.4mm	00ID2231		3		7
38, 100a	Drain Plug O-ring, FKM, $\phi$ 16.3 x 2.4mm	96442869			3	3
	Drain Plug O-ring, FFKM, $\phi$ 16.3 x 2.4mm	96428162			3	7
109(a)	O-ring for Pos.105(b) & 149, EPDM, $\phi$ 21.3 x 3.0mm	00ID1798	1			1
	O-ring for Pos.105(b) & 149, FKM, $\phi$ 21.2 x 3.0mm	00ID2339		1		1
109b	O-ring for Pos.105(b) & 149, FKM, $\phi$ 22.0 x 2.75mm	96458111			1	2
	O-ring for Pos.105(b) & 149, FFKM, $\phi$ 23.47 x 2.62mm	96464384			1	2

## Add to above standard gaskets to complete desired CRH, CRNH model

Kit, O-ring EPDM CRN-H1s to 5		Kit No.	97683277			
Kit, O-ring FKM CRN-H1s to 5		Kit No.	97683278			
Kit, O-ring FKM CRN-H1s to 5		Kit No.	97683279			
Kit, O-ring FFKM CRN-H1s to 5		Kit No.	97683280			
Pos. No.	Description	Material No.	Qty. Included in each Kit			
72a	O-ring EPDM $\phi$ 145.6x3.5mm 2-256	97644314	1			
	O-ring FKM $\phi$ 145.6x3.5mm 2-256	97672715		1		
	O-ring FKM $\phi$ 145.6x3.5 2-256	97672716			1	
	O-ring FFKM $\phi$ 145.6x3.5mm 2-256	97672717				1

NEMA COUPLING KIT		Kit No.	415314			
$\phi$ 15.8/ $\phi$ 12		Kit No.	415315			
$\phi$ 28.5/ $\phi$ 12		Kit No.	96478700			
$\phi$ 34.9/ $\phi$ 12		Kit No.	96478700			
Pos. No.	Description	Material No.	Qty. Included in each Kit			
9	Allen Screw, M6 x 20mm, Delta Seal	00ID7899	4			
	Allen Screw, M8 x 25mm, Delta Seal	00ID7900		4	4	
	Allen Screw, M10 x 25mm, Delta Seal	00ID7901				
10	Shaft Pin, $\phi$ 5 x 26mm, Stainless	310192	1	1	1	
10a	Coupling Half, 56C, 1/3 - 2HP, $\phi$ 15.8 / $\phi$ 12	410108	2			
	Coupling Half, 182/184TC, 3-SHP, $\phi$ 28.5/ $\phi$ 12	410109		2		
	Coupling Half, 213TC, 7.5-10HP, $\phi$ 34.9/ $\phi$ 12	96472175				2

Spare Part Kits (continued)

COUPLING GUARD KIT		Kit No. 96505131	
NEMA 56C, 1/3-2HP		Kit No. 96505132	
Pos. No.	Description	Material No.	Qty. Included in each Kit
7	Coupling Guard, W=127mm x H=90.5mm	96438137	2
	Coupling Guard, W=157mm x H=171mm	96438138	2
7a	Screw comb.slot torx/straight slot 4 x 8mm	96488481	4

Air Vent Kit - Horizontal Units		Kit No. 91136720	
CR-H, CRN-H15 to 20		Kit No. 91136720	
Pos. No.	Description	Material No.	Qty. Included in each Kit
117	Air Vent Pipe, short for 118, G1/2, 60x43	96525189	1
117a	Counter Nut for Pipe 117, G1/2	96506709	2
118	Air vent type 1511-AV - 5/6430	96427483	1

Connecting Pipe for Cool Top (EPDM, FKM & FXM)		Kit No. 96578704	
Pos. No.	Description	Material No.	Qty. Included in each Kit
109a	O-ring for Pos.105(b) & 149, EPDM, Ø21.3 x 3.0mm	00ID1798	1
	O-ring for Pos.105(b) & 149, FKM, Ø21.2 x 3.0mm	00ID2339	1
109b	O-ring for Pos.105(b) & 149, FXM, Ø22.0 x 2.75mm	96458111	1
149a	Retainer for bushing, 316SS, ø22.0 x ø17.0 x 9mm	96457639	1
149b	Bushing, Graflon®, ø21.2 x ø12.4 x 53mm	96456297	1
149c	Connecting pipe, NV36, 316SS	96456295	1

Accessories

ANSI COMPANION FLANGES FOR CR-H, CRN-H15 to 20		Kit No. 97698645	
1-1/2" and 1" Threaded Stainless, 150 Lb. Class		Kit No. 97698645	
Pos. No.	Description	Material No.	Qty. Included in each Kit
N/A	Hex Head Cap Screw/Bolt 1/2"-13X 2" 316SS	97743748	8
N/A	Flange ANSI #150 1.5" NPT 316SS	96983498	1
N/A	Flange ANSI #150 1" NPT 316SS	96983497	1
N/A	Gasket 1 1/2" Full Face 150 Lb. ANSI	97694409	1
N/A	Gasket 1" Full Face 150 Lb. ANSI	97692916	1

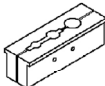
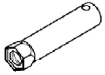
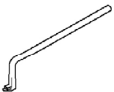

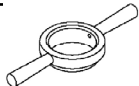
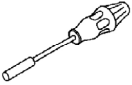
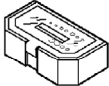

ANSI COMPANION FLANGES FOR SMALL CR		Kit No. 97698646	
1-1/2" and 1" Threaded Stainless, 300 Lb. Class		Kit No. 97698646	
Pos. No.	Description	Material No.	Qty. Included in each Kit
N/A	Hex Head Cap Screw/Bolt 3/4"-10 X 2.5" 316SS	91143035	4
N/A	Hex Head Cap Screw/Bolt 5/8"-11 X 2.25" 316SS	91143029	4
N/A	Flange ANSI #300 1.5" NPT 316SS	96983496	1
N/A	Flange ANSI #300 1"NPT 316SS	96983495	1
N/A	Gasket 1 1/2" Full Face 300 Lb. ANSI	97694408	1
N/A	Gasket 1" Full Face 300 Lb. ANSI	97694407	1

Baseplate Kit		Kit No. 97534517	
139 56C for GA		Kit No. 97534518	
XLBP1 56C for GA		Kit No. 97534573	
182TC for GA		Kit No. 97534574	
Pos. No.	Description	Material No.	Qty. Included in each Kit
90	Baseplate Cpl. 139, L=991* x W=305* x H=106.5*	96956336	1
	Baseplate Cpl. XLBP1, L=1500* x W=305* x H=106.5*	96956376	1
N/A	Slider & fastners for 56C (consists of slider & hardware)	96983855	1
N/A	Slider & fastner for 182TC (consists of slider & hardware)	96983858	1
N/A	Hardware Kit -96983855/68/78(cont. pos.56f, g, 90a,d& f)**	97501470	1
N/A	Hardware Kit -96983858 (cont. pos.56f & g, 90a, d & f)**	97501481	1
56f	Bolt, Hex Head 1/2 -13 UNC x 1" SAE 5, Zinc plated	N/A	2
56g	Washer, 1/2" SAE, Zinc plated	N/A	2
90a	Bolt, Hex Head 5/16 -18 UNC x .75" SAE 5, Zinc plated	N/A	4
	Bolt, Hex Head 3/8 -16 UNC x .5" SAE 5, Zinc plated	N/A	4
90b	Slider, GA/B/C 56C/139BP, L=204* x H=45.5* x W=25.4*	96956339	2
	Slider, GA/B/C 182TC/139 BP, L=230* x H=23* x W=25.4*	96956338	2
90d	Bolt, Hex Head 1/4 -20 UNC x 1" SAE 5, Zinc plated	N/A	4
	Bolt, Hex Head 1/4 -20 UNC x 1.75" SAE 5, Zinc plated	N/A	4
90f	Washer, 5/16" SAE, Zinc plated	N/A	4
	Washer, 3/8" SAE, Zinc plated	N/A	4

\* Values in mm, Length (L) is +/- 2mm, Height (H) is +/- 1mm, Width (W). \*\* Hardware kits 97501470 and 81 are also available for sale.

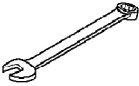
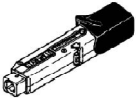
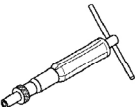




## Special Tools

Tools not generally available from normal sources.

Mat. No.	Description and Use	
00SV0040	<b>Shaft Holder for Dismantling/Assembly</b> Used to hold and protect the shaft during dismantling and assembly.	
00SV2007	<b>Tubular Box Spanner for Shaft Seal 36.1 mm</b> Used to install and remove the shaft seal. Fits a 1/2" drive ratchet.	
00SV0239	<b>Puller for Neck Ring</b> Used to remove the Neck Ring from Chamber.	
00SV2014	<b>Circlip Pliers for Flange Lock Ring</b> Used to remove the Lock Ring for the Flange.	
00SV2066	<b>Tool for Outer Sleeve</b> Used to press sleeve into base. (optional)	
00SV2011	<b>Bit Holder</b> Used with Bits Kit, 1/4"	
00SV2010	<b>Bits Kit</b> NV 5 mm for M6, 1/4" NV 6 mm for M8, 1/4" NV 8 mm for M10, 1/4"	
00SV2012	<b>Hexagon Socket Bit</b> Used for Shaft Seal NV 2.5 mm for M5, 1/4"	

## Standard Tools

In addition to being available from Grundfos, comparable tools can be purchased through normal sources.

Mat. No.	Description and Use	
00SV0083 00SV0055 00SV0056 00SV0054 00SV0122	<b>Wrenches</b> Used to tighten various nuts. NV 10 mm for M6 NV 13 mm for M8 NV 17 mm for M10 NV 19 mm for M12 NV 24 mm for M16	
00SV0292 00SV0269 00SV0400	<b>Torque Wrench</b> Used to torque various screws. 4-20 Nm, 9 x 12 20-100 Nm, 9 x 12 40-200 Nm, 14x18	
00SV0438	<b>Torque Screwdriver</b> Used to tighten various nuts. 1-6 Nm, 1/4"	
00SV0295	<b>Ratchet Spanner for all Adapters</b> 9 mm x 12 mm, 1/2"	
00SV0296 00SV0297 00SV0298	<b>Socket Spanner with Inside Hex</b> NV 5 mm for M6, 1/2" x 1/2" NV 6 mm for M8, 1/2" x 1/2" NV 8 mm for M10, 1/2" x 1/2"	
00SV0310 00SV0294 00SV0270 00SV0271 00SV0524	<b>Ring Spanner</b> NV 10 mm for M6 NV 13 mm for M8 NV 17 mm for M10 NV 19 mm for M12 NV 24 mm for M16	
00SV2013	<b>Socket Spanner</b> NV 13 mm for M8, 9 x 12	

L-CR-5M-060 0613

The name Grundfos, the Grundfos logo, and **be think innovate** are registered trademarks owned by Grundfos Holding A/S, Denmark. All rights reserved worldwide. © Copyright Grundfos Holding A/S

**GRUNDFOS Pumps Corporation**  
17100 W. 118th Terrace  
Olathe, Kansas 66062  
Phone: 913.227.3400  
Fax: 913.227.3500

[www.grundfos.us](http://www.grundfos.us)

**GRUNDFOS Canada, Inc.**  
2941 Brighton Road  
Oakville, Ontario L6H 6C9 Canada  
Phone: 905.829.9533  
Fax: 905.829.9512

**Bombas GRUNDFOS de Mexico S.A. de C.V.**  
Boulevard TLC No. 15  
Parque Industrial Stiva Aeropuerto  
Apodaca, N.L. Mexico 66600  
Phone: 52.81.8144.4000  
Fax: 52.81.8144.4010

**GRUNDFOS** 