

BALDOR® • RELIANCE 

Product Information Packet

JEWDM3545

1HP,3450RPM,3PH,60HZ,56J,3520M,TEFC,F1,N

Part Detail							
Revision:	J	Status:	PRD/A	Change #:		Proprietary:	No
Type:	AC	Elec. Spec:	35WGR710	CD Diagram:	CD0005	Mfg Plant:	
Mech. Spec:	35E2235	Layout:	35LYE2235	Poles:	02	Created Date:	07-01-2015
Base:	N	Eff. Date:	06-11-2018	Leads:	9#18		

Specs			
Catalog Number:	JEWDM3545	Heater Indicator:	No Heater
Enclosure:	TEFC	Insulation Class:	F
Frame:	56J	Inverter Code:	Not Inverter
Frame Material:	Steel	KVA Code:	P
Output @ Frequency:	1.000 HP @ 60 HZ	Lifting Lugs:	No Lifting Lugs
Synchronous Speed @ Frequency:	3600 RPM @ 60 HZ	Locked Bearing Indicator:	Locked Bearing
Voltage @ Frequency:	208.0 V @ 60 HZ	Motor Lead Quantity/Wire Size:	9 @ 18 AWG
	460.0 V @ 60 HZ	Motor Lead Exit:	Ko Box
	230.0 V @ 60 HZ	Motor Lead Termination:	Flying Leads
XP Class and Group:	None	Motor Type:	3520M
XP Division:	Not Applicable	Mounting Arrangement:	F1
Agency Approvals:	CSA	Power Factor:	74
	CSA EEV	Product Family:	Wash Down
	UR	Pulley End Bearing Type:	Sealed Bearing
Auxillary Box:	No Auxillary Box	Pulley Face Code:	C-Face
Auxillary Box Lead Termination:	None	Pulley Shaft Indicator:	Ext Thread
Base Indicator:	No Mounting	Rodent Screen:	None
Bearing Grease Type:	Polyrex EM (-20F +300F)	RoHS Status:	ROHS COMPLIANT

Blower:	None	Shaft Extension Location:	Pulley End
Current @ Voltage:	3.300 A @ 208.0 V	Shaft Ground Indicator:	No Shaft Grounding
	3.200 A @ 230.0 V	Shaft Rotation:	Reversible
	1.600 A @ 460.0 V	Shaft Slinger Indicator:	Shaft Slinger
Design Code:	B	Speed Code:	Single Speed
Drip Cover:	No Drip Cover	Motor Standards:	NEMA
Duty Rating:	CONT	Starting Method:	Direct on line
Electrically Isolated Bearing:	Not Electrically Isolated	Thermal Device - Bearing:	None
Feedback Device:	NO FEEDBACK	Thermal Device - Winding:	None
Front Face Code:	Standard	Vibration Sensor Indicator:	No Vibration Sensor
Front Shaft Indicator:	None	Winding Thermal 1:	None
		Winding Thermal 2:	None

Nameplate NP1669L										
CAT.NO.	JEWDM3545									
SPEC.	35E2235R710G1									
HP	1									
VOLTS	208-230/460									
AMP	3.3-3.2/1.6									
RPM	3450									
FRAME	56J				HZ	60			PH	3
SER.F.	1.40		CODE	P	DES	B		CLASS	F	
NEMA-NOM-EFF	78.5		PF	74						
RATING	40C AMB-CONT									
CC	010A				USABLE AT 208V					
DE	6205				ODE	6203				
ENCL	TEFC		SN							
BLANK	SFA 4.2-4/2									

Parts List		
Part Number	Description	Quantity
SA303587	SA 35E2235R710G1	1.000 EA
RA290718	RA 35E2235R710G1	1.000 EA
34FN3002B01	EXTERNAL FAN, PLASTIC, .637/.639 HUB W/	1.000 EA
NS2512A01	INSULATOR, CONDUIT BOX X	1.000 EA
35CB3008A01W	35 CB .50 NPT @ 6, MACH WHITE EPOXY	1.000 EA
35GS1022A03	GASKET BOX .125 THK WHITE NEOPRENE	1.000 EA
51XB1016A07	10-16 X 7/16 HXWSSLD SERTYB	2.000 EA
11XW1032G06	10-32 X .38, TAPTITE II, HEX WSHR SLTD U	1.000 EA
35EP3122B00W	MASTER ODE,203 BRG,.683SH,.125NPT DRNS,F	1.000 EA
HW4072A01	BLACK DRAIN PLUG FOR .125 NPT	3.000 EA
HW5100A03	WAVY WASHER (W1543-017)	1.000 EA
HW4600B39SP	V-RING SLINGER 0.550 X 0.790 X .18 VITON	1.000 EA
12XN1032S20	10-32 X 1-1/4 HEX M.S. , STAINLESS STEEL	2.000 EA
35EP3307E00W	MASTER DE,205 BRG,1.623SH,.125NPT DRNS,C	1.000 EA
HW4072A01	BLACK DRAIN PLUG FOR .125 NPT	3.000 EA
HW4600B49	SEAL 0.938 X 1.624 X 0.250 SINGLE LIP DB	1.000 EA
HW4600B46	V-RING SLINGER 0.875 X 1.420 X .24 VITON	1.000 EA
35FH4005A55	IEC FH NO GRSSR,3 MTG HOLE NO DIMPLES,	1.000 EA
11XW1032S06	10-32 X .38, TAPTITE II, HEX WSHR SLTD U	3.000 EA
WD4100A10	465 NIAGARA PLUG (SO ELEC),FOR 1.093 DIA	1.000 EA
35CB4522	35 LIPPED CB LID PRIMED	1.000 EA
35GS1030A02	35 GS FOR CB LID - WHITE NEOPRENE	1.000 EA
59XW0832S07	TAPTITE II,HEX WSHR UNSLTD SER,410 S.S.,	4.000 EA
LB1164	LABEL,WARNING AND DRAIN	1.000 EA

Parts List (continued)		
Part Number	Description	Quantity
85XU0407S04	4X1/4 U DRIVE PIN STAINLESS	2.000 EA
HA5027A02	HA4054 T-DRAIN X2 BAGGED WITH LABEL	1.000 EA
RM1010A12	.437 I.D. 1" VINYL CAP (SHORT) MOCAP	1.000 EA
MJ1000A02	GREASE, POLYREX EM EXXON (USe 4824-15A)	0.050 LB
MJ5001A27	32220KN GRAY SEALER *MIN BUY 4 QTS=1GAL	0.001 QT
MG1025W01	WILKOFASST, 781.01, SIGNAL WHITE #9003	0.017 GA
MG1500Y02	WILKOPON PRIMER YELLOW	0.017 GA
HA3100S08	THRUBOLT 7.375LG SS	4.000 EA
MN416A01	TAG-INSTAL-MAINT no wire (1200/bx) 5/18	1.000 EA
LC0005	CONN.DIA.,TY M,9-LD,DUAL VOLT,REVERSING	1.000 EA
NP1669L	SS WD SUPER-E UL CSA-EEV PREM REV MTG	1.000 EA
36PA1000	PKG GRP, PRINT PK1016A06	1.000 EA
PK3083T	STYROFOAM PACKING CRADLE	1.000 EA
PK3088	MICROFOAM, 8"X"8 PERF. SHEETS 5,400/RL	1.000 EA
FE-0000001	ZRTG FE ASSEMBLY	1.000 EA
PE-0000002	ZRTG PE ASSEMBLY	1.000 EA

AC Induction Motor Performance Data

Record # 51666 - Typical performance - not guaranteed values

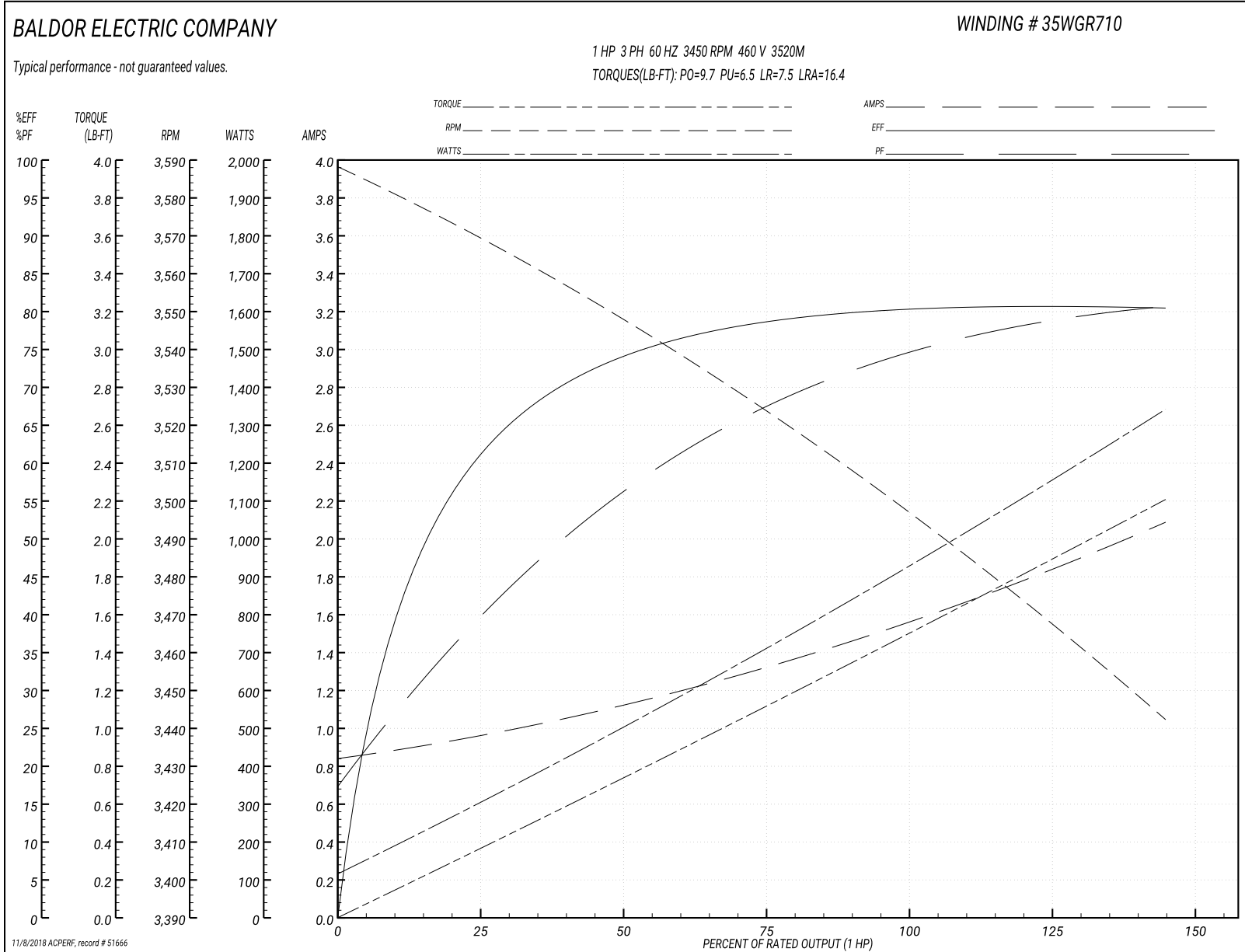
Winding: 35WGR710-R026	Type: 3520M	Enclosure: TEFC
-------------------------------	--------------------	------------------------

Nameplate Data				460 V, 60 Hz: High Voltage Connection	
Rated Output (HP)	1			Full Load Torque	1.48 LB-FT
Volts	208-230/460			Start Configuration	direct on line
Full Load Amps	3.3-3.2/1.6			Breakdown Torque	9.7 LB-FT
R.P.M.	3450			Pull-up Torque	6.5 LB-FT
Hz	60	Phase	3	Locked-rotor Torque	7.5 LB-FT
NEMA Design Code	B	KVA Code	P	Starting Current	16.4 A
Service Factor (S.F.)	1.4			No-load Current	0.84 A
NEMA Nom. Eff.	78.5	Power Factor	74	Line-line Res. @ 25°C	10.6 Ω
Rating - Duty	40C AMB-CONT			Temp. Rise @ Rated Load	34°C
S.F. Amps	4.2-4/2			Temp. Rise @ S.F. Load	45°C
				Locked-rotor Power Factor	56.5
				Rotor inertia	0.0548 LB-FT ²

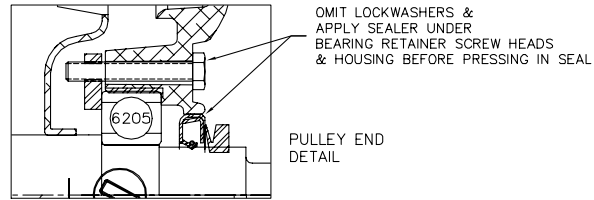
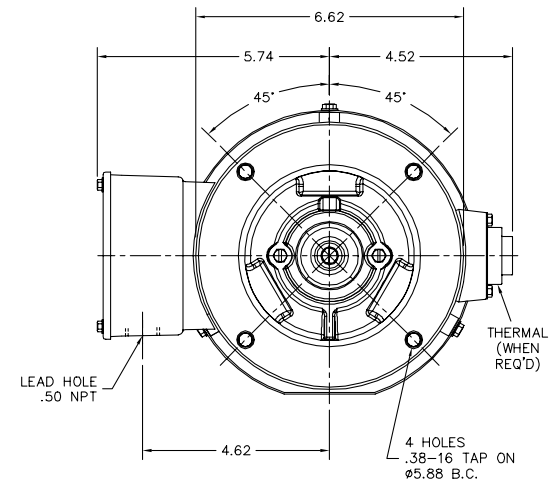
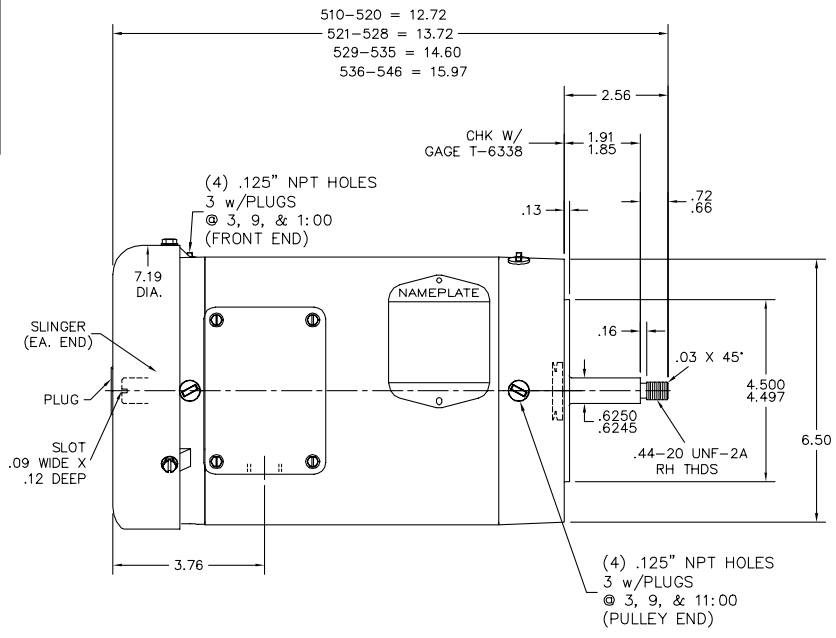
Load Characteristics 460 V, 60 Hz, 1 HP

% of Rated Load	25	50	75	100	125	150	S.F.
Power Factor	39	57	68	74	79	81	80
Efficiency	63.3	74	78.7	80	80.9	80.5	80.7
Speed	3568	3547	3524	3498	3473	3441	3454
Line amperes	0.97	1.12	1.32	1.56	1.8	2.09	1.97

Performance Graph at 460V, 60Hz, 1.0HP Typical performance - Not guaranteed values



35LYE2235



CUSTOMER IS RESPONSIBLE FOR DETERMINING THAT BALDOR'S PRODUCT WILL PERFORM SUITABLY IN THE INTENDED APPLICATION.

REV. DESC: UPDATE ENDPLATES AND NOTES		
REV. LTR: C	VERSION: 03	TDR: 000001073391
FILE: \AAA\00204\182	REVISED: 11:08:21 06/05/2018	BY: FPJFEGO
MTL: -		

BALDOR - RELIANCE®

STD VERT 56J TEFC 35M WD (S/P9) W/ FULL LENGTH SS SHAFT
 SH 1 of 1

35LYE2235

CD0005



LOW VOLTAGE
(2Y)



LINE

HIGH VOLTAGE
(1Y)



LINE

NOTES:

1. INTERCHANGE ANY TWO LINE LEADS TO REVERSE ROTATION.
2. OPTIONAL THERMOSTATS ARE PROVIDED WHEN SPECIFIED.
3. ACTUAL NUMBER OF INTERNAL PARALLEL CIRCUITS MAY BE A MULTIPLE OF THOSE SHOWN ABOVE.
4. LEAD COLORS ARE OPTIONAL. LEADS MUST ALWAYS BE NUMBERED AS SHOWN.

REV. DESC: REVISE TO SHOW OPTIONAL COLORS			
REV. LTR: E	BY: JLP	REVISED: 01/19/99 10:15	TDR: 0171435
90000		FILE: AAA00005140	MDL: -
		MTL: -	

BALDOR ELECTRIC Co.

3PH, DV, 9 LEADS

CD0005