

BALDOR® • RELIANCE 

Product Information Packet

KM3454

.25HP, 1725RPM, 3PH, 60HZ, 56C, 3410M, TEFC, F1

Part Detail							
Revision:	AE	Status:	PRD/A	Change #:		Proprietary:	No
Type:	AC	Elec. Spec:	34WG0895	CD Diagram:	CD0005	Mfg Plant:	
Mech. Spec:	34A063	Layout:	34LYA063	Poles:	04	Created Date:	
Base:	N	Eff. Date:	02-15-2018	Leads:	9#18		

Specs			
Catalog Number:	KM3454	Insulation Class:	B
Enclosure:	TEFC	Inverter Code:	Not Inverter
Frame:	56C	KVA Code:	L
Frame Material:	Steel	Lifting Lugs:	No Lifting Lugs
Output @ Frequency:	.250 HP @ 60 HZ	Locked Bearing Indicator:	Locked Bearing
Synchronous Speed @ Frequency:	1800 RPM @ 60 HZ	Motor Lead Quantity/Wire Size:	9 @ 18 AWG
Voltage @ Frequency:	460.0 V @ 60 HZ	Motor Lead Exit:	Ko Box
	230.0 V @ 60 HZ	Motor Lead Termination:	Flying Leads
XP Class and Group:	None	Motor Type:	3410M
XP Division:	Not Applicable	Mounting Arrangement:	F1
Agency Approvals:	CSA	Power Factor:	56
	UR	Product Family:	General Purpose
Auxillary Box:	No Auxillary Box	Pulley End Bearing Type:	Ball
Auxillary Box Lead Termination:	None	Pulley Face Code:	C-Face
Base Indicator:	No Mounting	Pulley Shaft Indicator:	Standard
Bearing Grease Type:	Polyrex EM (-20F +300F)	Rodent Screen:	None
Blower:	None	RoHS Status:	ROHS COMPLIANT
Current @ Voltage:	.650 A @ 460.0 V	Shaft Extension Location:	Pulley End

	1.300 A @ 230.0 V	Shaft Ground Indicator:	No Shaft Grounding
	1.700 A @ 208.0 V	Shaft Rotation:	Reversible
Design Code:	B	Shaft Slinger Indicator:	No Slinger
Drip Cover:	No Drip Cover	Speed Code:	Single Speed
Duty Rating:	CONT	Motor Standards:	NEMA
Electrically Isolated Bearing:	Not Electrically Isolated	Starting Method:	Direct on line
Feedback Device:	NO FEEDBACK	Thermal Device - Bearing:	NONE (OLD)
Front Face Code:	Standard	Thermal Device - Winding:	None
Front Shaft Indicator:	None	Vibration Sensor Indicator:	No Vibration Sensor
Heater Indicator:	No Heater	Winding Thermal 1:	None
		Winding Thermal 2:	None

Nameplate NP1256L										
CAT.NO.	KM3454									
SPEC.	34A63-895									
HP	.25									
VOLTS	230/460									
AMP	1.3/.65									
RPM	1725									
FRAME	56C				HZ	60			PH	3
SER.F.	1.35			CODE	L	DES	B		CLASS	B
NEMA-NOM-EFF	64			PF	56					
RATING	40C AMB-CONT									
CC									USABLE AT 208V	1.7
DE	6203				ODE	6203				
ENCL	TEFC			SN						
	SFA 1.6/.8									

Parts List		
Part Number	Description	Quantity
SA009894	SA 34A63-895	1.000 EA
RA006339	RA 34A63-895	1.000 EA
NS2512A01	INSULATOR, CONDUIT BOX X	1.000 EA
34CB3002A	CB CAST W/.88 DIA HOLE	1.000 EA
34GS1029A01	GASKET, CONDUIT BOX	1.000 EA
51XB1016A07	10-16 X 7/16 HXWSSLD SERTYB	2.000 EA
11XW1032G06	10-32 X .38, TAPTITE II, HEX WSHR SLTD U	1.000 EA
34EP3102A01SP	FR ENDPLATE, MACH	1.000 EA
HW5100A03	WAVY WASHER (W1543-017)	1.000 EA
34EP3300A24SP	PU ENDPLATE, MACH	1.000 EA
51XN1032A20	10-32 X 1 1/4 HX WS SL SR	2.000 EA
34FN3002A01SP	EXTERNAL FAN, PLASTIC, .637/.639 HUB W/	1.000 EA
51XW1032A06	10-32 X .38, TAPTITE II, HEX WSHR SLTD S	3.000 EA
34CB4517	CB LID 4 MTG HOLES .22 DIA STAMPED, FOR	1.000 EA
34GS1031A01	GASKET, FLAT CONDUIT BOX LID (LEXIDE)	1.000 EA
51XW0832A07	8-32 X .44, TAPTITE II, HEX WSHR SLTD SE	4.000 EA
HW2501D13	KEY, 3/16 SQ X 1.375	1.000 EA
34FH4002A01SP	IEC FH NO GREASER PRIMED	1.000 EA
HA7000A04	KEY RETAINER 0.625 DIA SHAFTS	1.000 EA
MG1000G27	MED CHARCOAL METALLIC GREY 400-0096	0.014 GA
85XU0407S04	4X1/4 U DRIVE PIN STAINLESS	2.000 EA
HA3100A12	THRUBOLT 10-32 X 7.375	4.000 EA
LC0005E01	CONN.DIA./WARNING LABEL (LC0005/LB1119N)	1.000 EA
NP1256L	ALUM UL CSA CC INDUSTRIAL MOTOR A60	1.000 EA

Parts List (continued)		
Part Number	Description	Quantity
34PA1002	PKG GRP, PRINT PK1001A01	1.000 EA
PK3083T	STYROFOAM PACKING CRADLE	1.000 EA
PK3088	MICROFOAM, 8"X"8 PERF. SHEETS 5,400/RL	1.000 EA

AC Induction Motor Performance Data

Record # 6611 - Typical performance - not guaranteed values

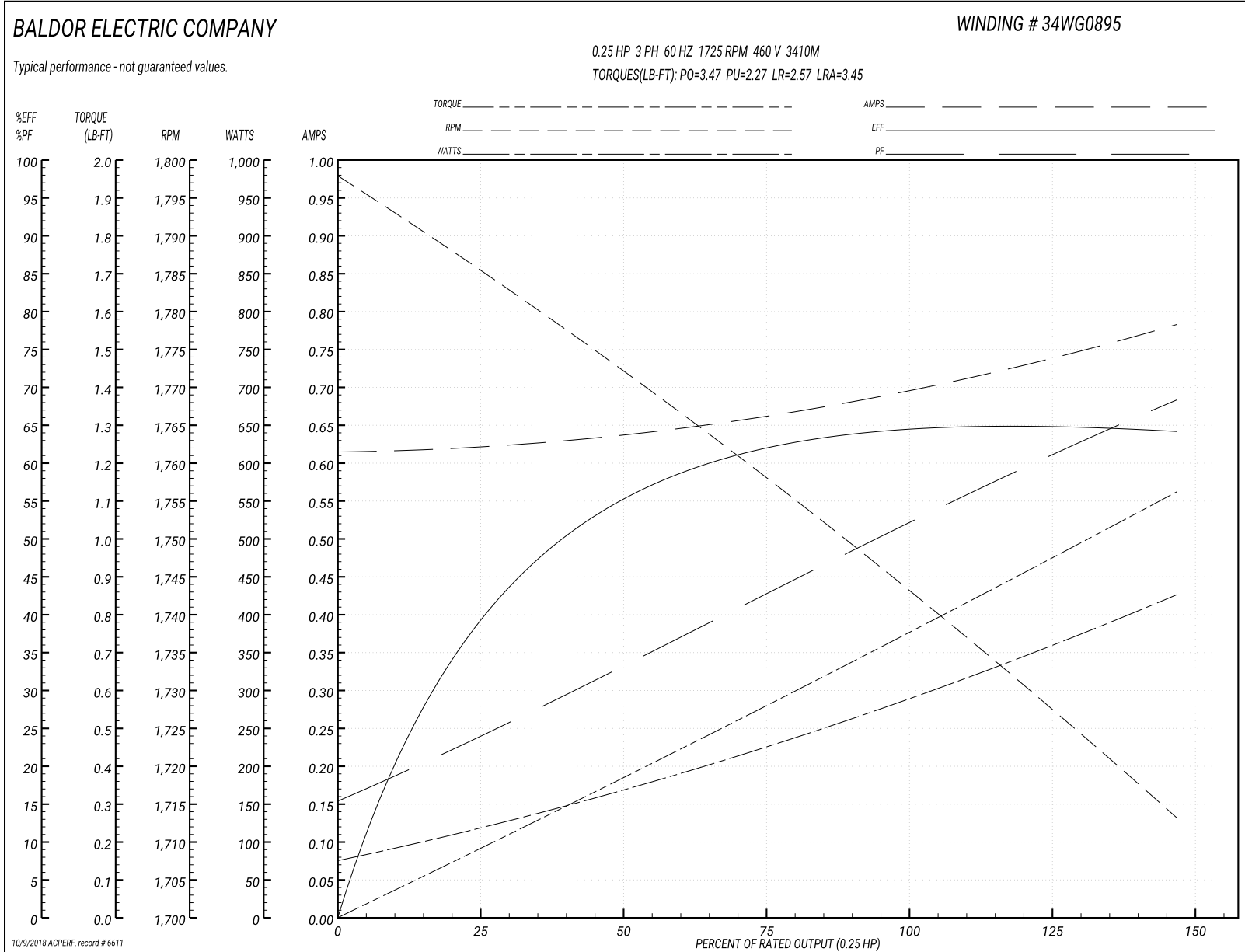
Winding: 34WG0895-R001	Type: 3410M	Enclosure: TEFC
-------------------------------	--------------------	------------------------

Nameplate Data				460 V, 60 Hz: High Voltage Connection	
Rated Output (HP)	.25			Full Load Torque	0.75 LB-FT
Volts	230/460			Start Configuration	direct on line
Full Load Amps	1.3/.65			Breakdown Torque	3.47 LB-FT
R.P.M.	1725			Pull-up Torque	2.27 LB-FT
Hz	60	Phase	3	Locked-rotor Torque	2.57 LB-FT
NEMA Design Code	B	KVA Code	L	Starting Current	3.45 A
Service Factor (S.F.)	1.35			No-load Current	0.6 A
NEMA Nom. Eff.	64	Power Factor	56	Line-line Res. @ 25°C	68.4 Ω
Rating - Duty	40C AMB-CONT			Temp. Rise @ Rated Load	42°C
S.F. Amps	1.6/.8			Temp. Rise @ S.F. Load	55°C

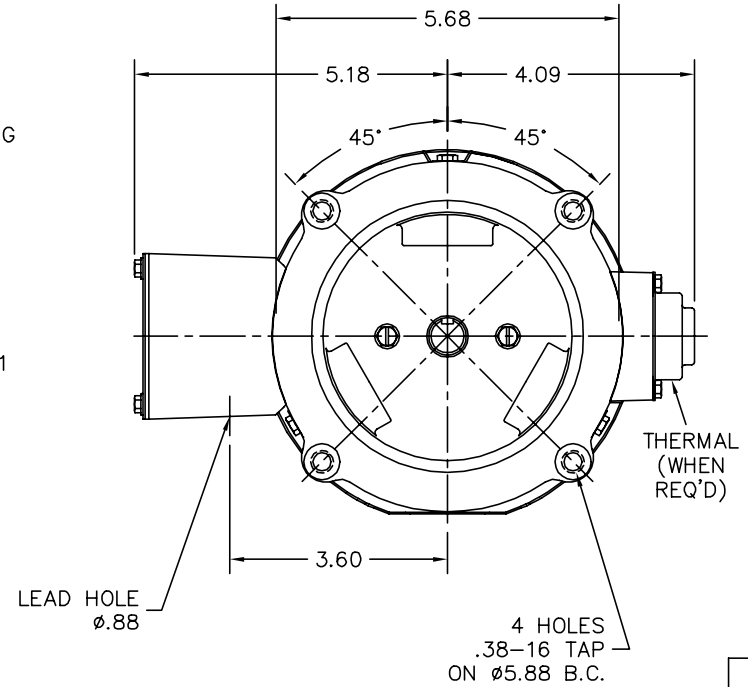
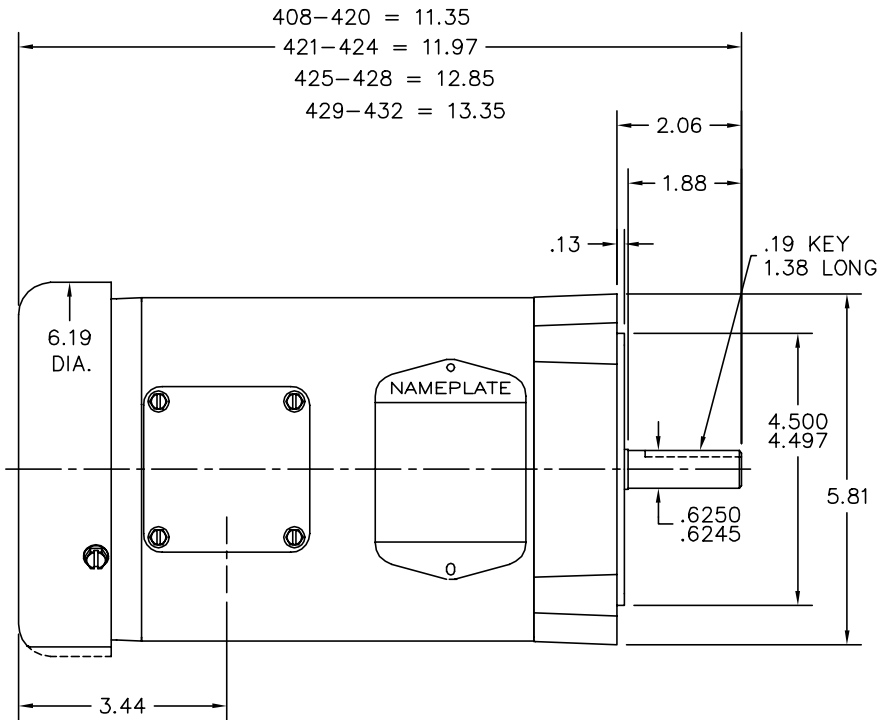
Load Characteristics 460 V, 60 Hz, 0.25 HP

% of Rated Load	25	50	75	100	125	150	S.F.
Power Factor	30	39	50	57	64	69	66
Efficiency	40	55.6	62.3	64	64.8	64.3	64.6
Speed	1785	1772	1758	1743	1729	1713	1722
Line amperes	0.64	0.65	0.66	0.67	0.74	0.79	0.76

Performance Graph at 460V, 60Hz, 0.25HP Typical performance - Not guaranteed values



34LYA063



CUSTOMER IS RESPONSIBLE FOR DETERMINING THAT BALDOR'S PRODUCT WILL PERFORM SUITABLY IN THE INTENDED APPLICATION.

REV. DESC: UPDATE PARTS		
REV. LTR: L	VERSION: 02	TDR: 000000998268
FILE: \AAA\00000\724	REVISED: 02:36:11 09/27/2016	BY: ENBENBO
MTL: -		

BALDOR

STD VERT 34M NEMA 56C TEFC

SH 1 of 1

34LYA063

CD0005

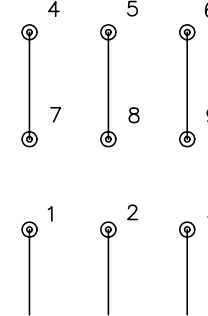


LOW VOLTAGE
(2Y)



LINE

HIGH VOLTAGE
(1Y)



LINE

NOTES:

1. INTERCHANGE ANY TWO LINE LEADS TO REVERSE ROTATION.
2. OPTIONAL THERMOSTATS ARE PROVIDED WHEN SPECIFIED.
3. ACTUAL NUMBER OF INTERNAL PARALLEL CIRCUITS MAY BE A MULTIPLE OF THOSE SHOWN ABOVE.
4. LEAD COLORS ARE OPTIONAL. LEADS MUST ALWAYS BE NUMBERED AS SHOWN.

REV. DESC: REVISE TO SHOW OPTIONAL COLORS

REV. LTR: E BY: JLP

REVISED: 01/19/99 10:15

TDR: 0171435

90000

FILE: AAA00005140

MDL: -

MTL: -

BALDOR ELECTRIC Co.

3PH, DV, 9 LEADS

CD0005