

BALDOR® • RELIANCE 

Product Information Packet

L1307-50

.75HP, 1425RPM, 1PH, 50HZ, 56, 3524L, OPEN, F1

Part Detail							
Revision:	AL	Status:	PRD/A	Change #:		Proprietary:	No
Type:	AC	Elec. Spec:	35WGY978	CD Diagram:	CD0001	Mfg Plant:	
Mech. Spec:	35D011	Layout:	35LYD011	Poles:	04	Created Date:	
Base:	RG	Eff. Date:	08-21-2017	Leads:	6#18		

Specs			
Catalog Number:	L1307-50	Insulation Class:	F
Enclosure:	OPEN	Inverter Code:	Not Inverter
Frame:	56	KVA Code:	J
Frame Material:	Steel	Lifting Lugs:	No Lifting Lugs
Output @ Frequency:	.750 HP @ 50 HZ	Locked Bearing Indicator:	No Locked Bearing
Synchronous Speed @ Frequency:	1500 RPM @ 50 HZ	Motor Lead Quantity/Wire Size:	6 @ 18 AWG
Voltage @ Frequency:	220.0 V @ 50 HZ	Motor Lead Exit:	Ko Box
	110.0 V @ 50 HZ	Motor Lead Termination:	Flying Leads
XP Class and Group:	None	Motor Type:	3524L
XP Division:	Not Applicable	Mounting Arrangement:	F1
Agency Approvals:	UR	Power Factor:	76
	WEEE	Product Family:	General Purpose
	CSA	Pulley End Bearing Type:	Ball
	CE	Pulley Face Code:	Standard
Auxillary Box:	No Auxillary Box	Pulley Shaft Indicator:	Standard
Auxillary Box Lead Termination:	None	Rodent Screen:	None
Base Indicator:	Rigid	RoHS Status:	ROHS COMPLIANT
Bearing Grease Type:	Polyrex EM (-20F +300F)	Shaft Extension Location:	Pulley End

Blower:	None	Shaft Ground Indicator:	No Shaft Grounding
Current @ Voltage:	10.000 A @ 110.0 V	Shaft Rotation:	Reversible
	5.000 A @ 220.0 V	Shaft Slinger Indicator:	No Slinger
Design Code:	N	Speed Code:	Single Speed
Drip Cover:	No Drip Cover	Motor Standards:	NEMA
Duty Rating:	CONT	Starting Method:	Direct on line
Electrically Isolated Bearing:	Not Electrically Isolated	Thermal Device - Bearing:	NONE (OLD)
Feedback Device:	NO FEEDBACK	Thermal Device - Winding:	None
Front Face Code:	Standard	Vibration Sensor Indicator:	No Vibration Sensor
Front Shaft Indicator:	None	Winding Thermal 1:	None
Heater Indicator:	No Heater	Winding Thermal 2:	None

Nameplate NP1372L										
CAT.NO.	L1307-50									
SPEC.	35D11Y978									
HP	.75									
VOLTS	110/220									
AMP	10/5									
RPM	1425 IP23									
FRAME	56					HZ	50		PH	1
SER.F.	1.25					CODE	J		DES	N
NEMA-NOM-EFF	66					PF	76		CL	F
RATING	40C AMB-CONT									
CC						USABLE AT 208V				
DE	6205					ODE	6203			
ENCL	OPEN					SN				
	SFA 12/6									

Parts List		
Part Number	Description	Quantity
SA022644	SA 35D11Y978	1.000 EA
RA018694	RA 35D11Y978	1.000 EA
EC1460A03	ELEC CAP 115V 1.8 X 3.3 CK - WESTVILLE	1.000 EA
NS2512A01	INSULATOR, CONDUIT BOX X	1.000 EA
35CB3007	35 CB CASTING W/.88 DIA. LEAD HOLE	1.000 EA
51XB1016A07	10-16 X 7/16 HXWSSLD SERTYB	2.000 EA
11XW1032G06	10-32 X .38, TAPTITE II, HEX WSHR SLTD U	1.000 EA
35EP3209G00	MASTER ODE,203 BRG	1.000 EA
51XW0832A07	8-32 X .44, TAPTITE II, HEX WSHR SLTD SE	2.000 EA
51XB1016A05	10-16X5/16HX WA SL SR TYB (F/S)	2.000 EA
HW5100A03	WAVY WASHER (W1543-017)	1.000 EA
35EP3210B00	MASTER DE,205 BRG,1.000SH	1.000 EA
XY1032A02	10-32 HEX NUT DIRECTIONAL SERRATION	4.000 EA
35CB4521	35 LIPPED CB LID (GALV & PHOSPH)	1.000 EA
51XW0832A07	8-32 X .44, TAPTITE II, HEX WSHR SLTD SE	4.000 EA
HW2501D13	KEY, 3/16 SQ X 1.375	1.000 EA
HA7000A04	KEY RETAINER 0.625 DIA SHAFTS	1.000 EA
85XU0407S04	4X1/4 U DRIVE PIN STAINLESS	2.000 EA
SP1006A01	TERM. BOARD, MODE 35 SW X H-23655	1.000 EA
WD1000A15	3-520132-2 AMP FLAG (4M/RL NON-CANC/NON-	2.000 EA
MJ1000A02	GREASE, POLYREX EM EXXON (USe 4824-15A)	0.050 LB
MG1000G27	MED CHARCOAL METALLIC GREY 400-0096	0.017 GA
SP5055A67	MODEL 35 TYPE L STATIONARY SWITCH	1.000 EA
35CB4802A02SP	CAPACITOR COVER, STAMPED X	1.000 EA

Parts List (continued)		
Part Number	Description	Quantity
HA3100A18	THRUBOLT 10-32 X 9.250	4.000 EA
LB1119N	WARNING LABEL	1.000 EA
MN416A01	TAG-INSTAL-MAINT no wire (1200/bx) 5/18	1.000 EA
LC0001	CONN LABEL TYPE L, 6 LEAD, DUAL VOLTS, R	1.000 EA
NP1372L	ALUM UL CSA CE CC	1.000 EA
35PA1066	PKG GRP, PRINT PK1008A06	1.000 EA
PE-0000001	ZRTG PE ASSEMBLY	1.000 EA
FE-0000001	ZRTG FE ASSEMBLY	1.000 EA

Accessories		
Part Number	Description	Multiplier
35-8764	C FACE KIT	A8
35EP1604A01SP	D-FLANGE KIT	A8

AC Induction Motor Performance Data

Record # 61606 - Typical performance - not guaranteed values

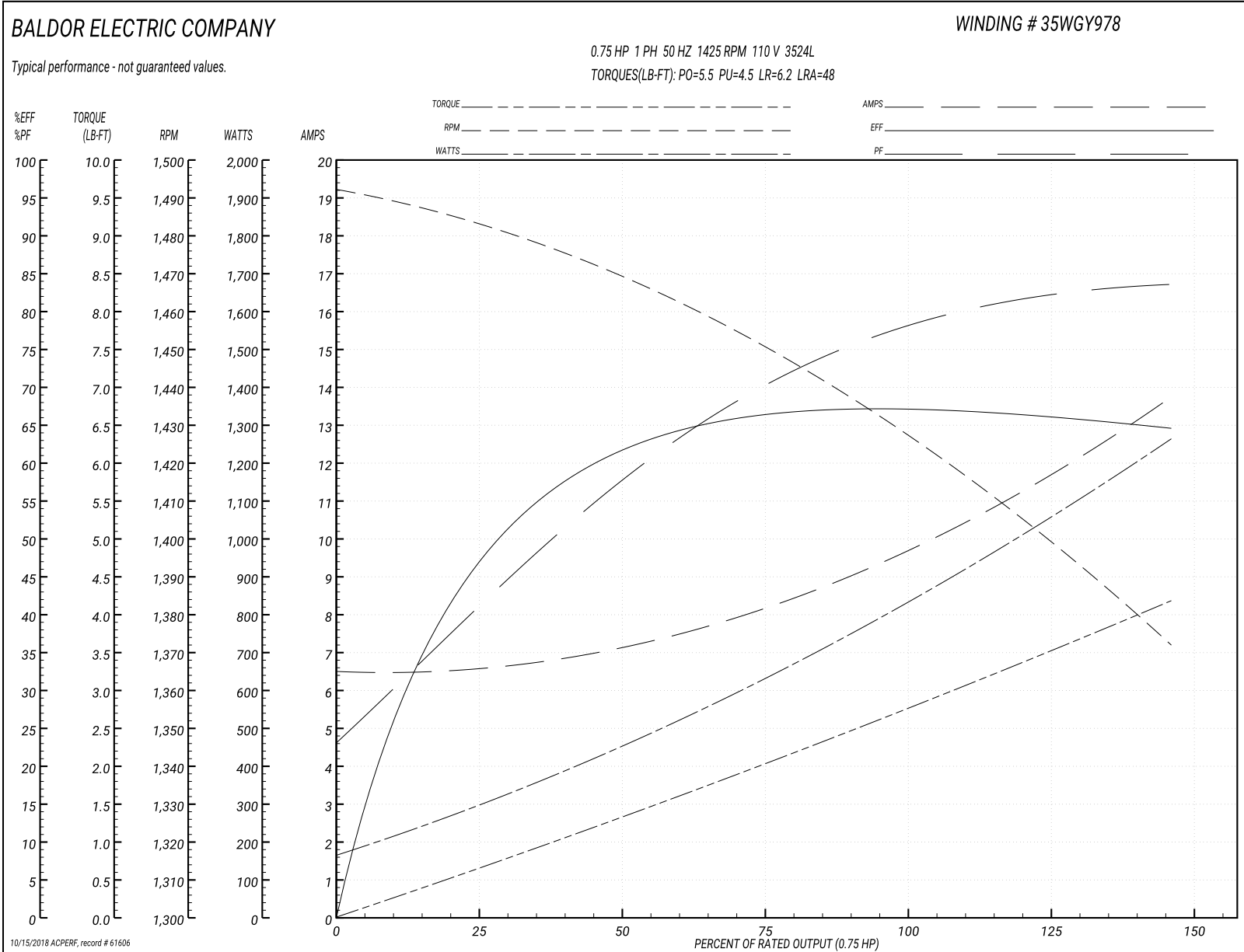
Winding: 35WGY978-R014	Type: 3524L	Enclosure: OPEN
-------------------------------	--------------------	------------------------

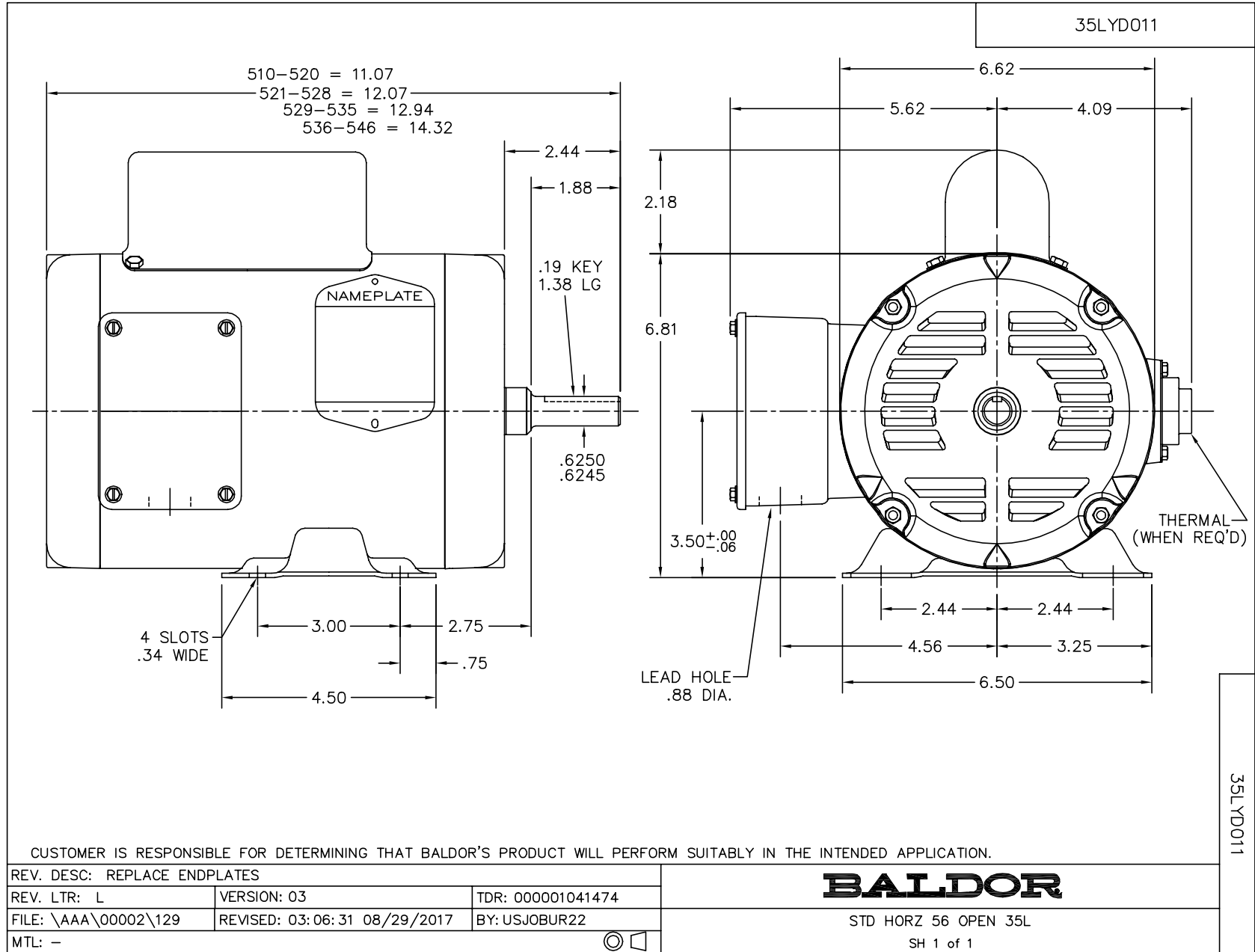
Nameplate Data				110 V, 50 Hz: Low Voltage Connection	
Rated Output (HP)	.75			Full Load Torque	2.8 LB-FT
Volts	110/220			Start Configuration	direct on line
Full Load Amps	10/5			Breakdown Torque	5.5 LB-FT
R.P.M.	1425			Pull-up Torque	4.5 LB-FT
Hz	50	Phase	1	Locked-rotor Torque	6.2 LB-FT
NEMA Design Code	N	KVA Code	J	Starting Current	48 A
Service Factor (S.F.)	1.25			No-load Current	6.4 A
NEMA Nom. Eff.	66	Power Factor	76	Line-line Res. @ 25°C	0.913 Ω A Ph 2.32 Ω B Ph
Rating - Duty	40C AMB-CONT			Temp. Rise @ Rated Load	49°C
S.F. Amps	12/6			Temp. Rise @ S.F. Load	64°C
				Locked-rotor Power Factor	95.1
				Rotor inertia	0.142 LB-FT ²

Load Characteristics 110 V, 50 Hz, 0.75 HP

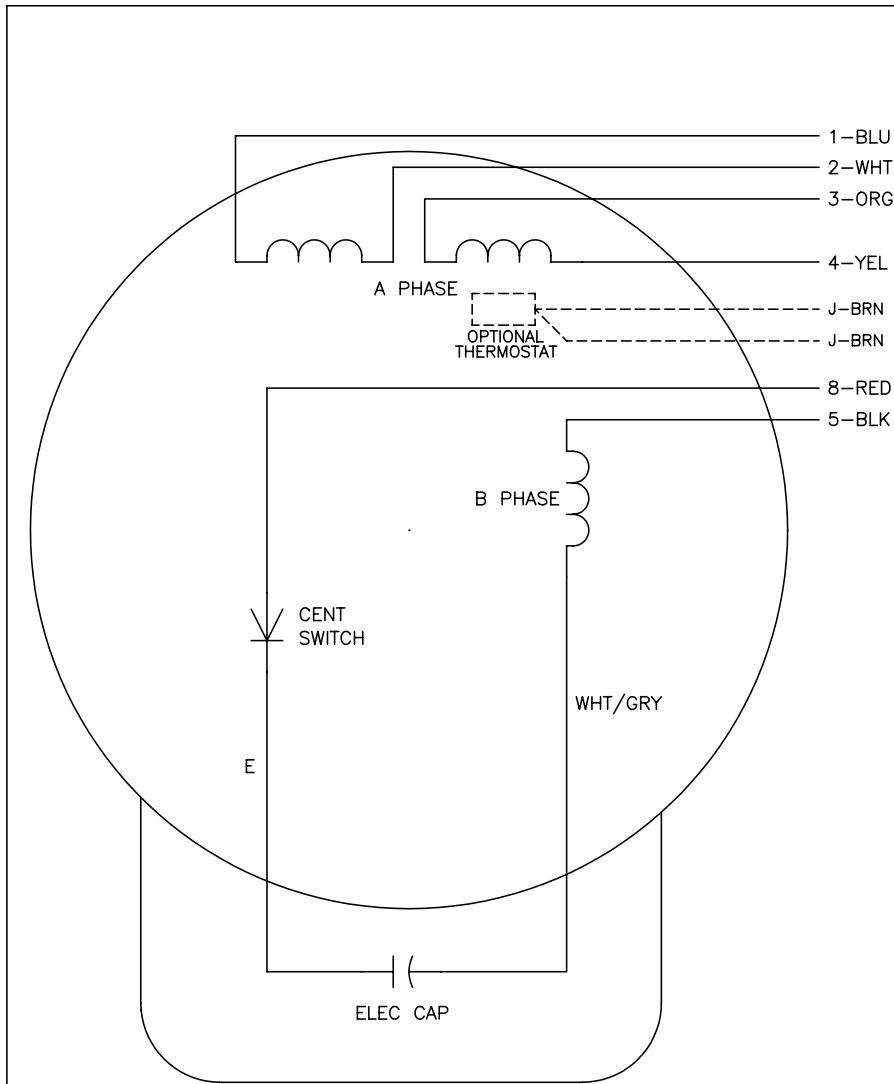
% of Rated Load	25	50	75	100	125	150	S.F.
Power Factor	43	59	71	78	82	84	82
Efficiency	46.6	61.1	66.4	68	67	63.9	67
Speed	1481	1466	1448	1428	1403	1369	1403
Line amperes	6.7	7.3	8.3	9.7	11.5	13.9	11.5

Performance Graph at 110V, 50Hz, 0.75HP Typical performance - Not guaranteed values





CD0001



	LINE A	LINE B	JOIN
HIGH STD	1	4,5	2,3,8
HIGH OPP	1	4,8	2,3,5
LOW STD	1,3,8	2,4,5	-
LOW OPP	1,3,5	2,4,8	-

NOTES:

1. STANDARD ROTATION IS CCW FACING END OPPOSITE SHAFT EXTENSION.
2. OPTIONAL THERMOSTAT IS PROVIDED WHEN SPECIFIED.
3. MULTIPLE CAPACITORS ARE CONNECTED IN PARALLEL UNLESS OTHERWISE SPECIFIED.
4. LEAD COLORS ARE OPTIONAL. LEADS MUST ALWAYS BE NUMBERED AS SHOWN.

REV. DESC: REVISE TO SHOW OPTIONAL COLORS			
REV. LTR: D	BY: JLP	REVISED: 04/08/99 1:16	TDR: 0178636
100000		FILE: AAA00007405	MDL: -
		MTL: -	

BALDOR ELECTRIC Co.

TYPE L, DV, REV, 6 LEADS

CD0001