

BALDOR® • RELIANCE 

Product Information Packet

L3503

.5HP,3450RPM,1PH,60HZ,56,3413L,TEFC,F1

Part Detail							
Revision:	T	Status:	PRD/A	Change #:		Proprietary:	No
Type:	AC	Elec. Spec:	34WGX716	CD Diagram:	CD0001	Mfg Plant:	
Mech. Spec:	34G929	Layout:	34LYG929	Poles:	02	Created Date:	
Base:	RG	Eff. Date:	06-29-2018	Leads:	6#18		

Specs			
Catalog Number:	L3503	Insulation Class:	B
Enclosure:	TEFC	Inverter Code:	Not Inverter
Frame:	56	KVA Code:	L
Frame Material:	Steel	Lifting Lugs:	No Lifting Lugs
Output @ Frequency:	.500 HP @ 60 HZ	Locked Bearing Indicator:	No Locked Bearing
Synchronous Speed @ Frequency:	3600 RPM @ 60 HZ	Motor Lead Quantity/Wire Size:	6 @ 18 AWG
Voltage @ Frequency:	230.0 V @ 60 HZ	Motor Lead Exit:	Ko Box
	115.0 V @ 60 HZ	Motor Lead Termination:	Flying Leads
XP Class and Group:	None	Motor Type:	3413L
XP Division:	Not Applicable	Mounting Arrangement:	F1
Agency Approvals:	CSA	Power Factor:	72
	UR	Product Family:	General Purpose
Auxillary Box:	No Auxillary Box	Pulley End Bearing Type:	Ball
Auxillary Box Lead Termination:	None	Pulley Face Code:	Standard
Base Indicator:	Rigid	Pulley Shaft Indicator:	Standard
Bearing Grease Type:	Polyrex EM (-20F +300F)	Rodent Screen:	None
Blower:	None	RoHS Status:	ROHS COMPLIANT
Current @ Voltage:	3.500 A @ 230.0 V	Shaft Extension Location:	Pulley End

	4.100 A @ 208.0 V	Shaft Ground Indicator:	No Shaft Grounding
	7.000 A @ 115.0 V	Shaft Rotation:	Reversible
Design Code:	N	Shaft Slinger Indicator:	No Slinger
Drip Cover:	No Drip Cover	Speed Code:	Single Speed
Duty Rating:	CONT	Motor Standards:	NEMA
Electrically Isolated Bearing:	Not Electrically Isolated	Starting Method:	Direct on line
Feedback Device:	NO FEEDBACK	Thermal Device - Bearing:	None
Front Face Code:	Standard	Thermal Device - Winding:	None
Front Shaft Indicator:	None	Vibration Sensor Indicator:	No Vibration Sensor
Heater Indicator:	No Heater	Winding Thermal 1:	None
		Winding Thermal 2:	None

Nameplate NP1256L										
CAT.NO.	L3503									
SPEC.	34G929X716									
HP	.5									
VOLTS	115/230									
AMP	7/3.5									
RPM	3450									
FRAME	56				HZ	60			PH	1
SER.F.	1.25		CODE	L	DES	N		CLASS	B	
NEMA-NOM-EFF	66		PF	72						
RATING	40C AMB-CONT									
CC								USABLE AT 208V	4.1	
DE	6203				ODE	6203				
ENCL	TEFC		SN							
	SFA 8/4									

Parts List		
Part Number	Description	Quantity
SA045155	SA 34G929X716	1.000 EA
RA040552	RA 34G929X716	1.000 EA
EC1400A03SP	ELEC CAP, 400-480 MFD, 125V, 1.81D X 3.	1.000 EA
NS2512A01	INSULATOR, CONDUIT BOX X	1.000 EA
34CB3002A	CB CAST W/.88 DIA HOLE	1.000 EA
34GS1029A01	GASKET, CONDUIT BOX	1.000 EA
51XB1016A07	10-16 X 7/16 HXWSSLD SERTYB	2.000 EA
11XW1032G06	10-32 X .38, TAPTITE II, HEX WSHR SLTD U	1.000 EA
34EP3102A01SP	FR ENDPLATE, MACH	1.000 EA
51XW0832A07	8-32 X .44, TAPTITE II, HEX WSHR SLTD SE	2.000 EA
51XB1016A05	10-16X5/16HX WA SL SR TYB (F/S)	2.000 EA
HW5100A03	WAVY WASHER (W1543-017)	1.000 EA
34EP3102A02SP	FR/PU ENDPLATE, MACH	1.000 EA
XY1032A02	10-32 HEX NUT DIRECTIONAL SERRATION	4.000 EA
34FN3002A01SP	EXTERNAL FAN, PLASTIC, .637/.639 HUB W/	1.000 EA
34FH4002A01SP	IEC FH NO GREASER PRIMED	1.000 EA
51XW1032A06	10-32 X .38, TAPTITE II, HEX WSHR SLTD S	3.000 EA
34CB4517	CB LID 4 MTG HOLES .22 DIA STAMPED, FOR	1.000 EA
34GS1031A01	GASKET, FLAT CONDUIT BOX LID (LEXIDE)	1.000 EA
51XW0832A07	8-32 X .44, TAPTITE II, HEX WSHR SLTD SE	4.000 EA
HW2501D13	KEY, 3/16 SQ X 1.375	1.000 EA
HA7000A04	KEY RETAINER 0.625 DIA SHAFTS	1.000 EA
MG1000G27	MED CHARCOAL METALLIC GREY 400-0096	0.014 GA
85XU0407S04	4X1/4 U DRIVE PIN STAINLESS	2.000 EA

Parts List (continued)		
Part Number	Description	Quantity
SP5051B16	MDL 34 TORQ STAT SW,TYPE L , STD F1 & F2	1.000 EA
33CB4800A01	CAPACITOR COVER, STAMPED	1.000 EA
35GS3001A01	GASKET, CAPACITOR COVER	1.000 EA
HA3100A12	THRUBOLT 10-32 X 7.375	4.000 EA
MN416A01	TAG-INSTAL-MAINT no wire (1200/bx) 5/18	1.000 EA
LC0001A01	CONN LABEL / WARNING LABEL (LC0001 / LB1	1.000 EA
NP1256L	ALUM UL CSA CC INDUSTRIAL MOTOR A60	1.000 EA
35PA1000	PKG GRP, PRINT PK1008A06	1.000 EA

Accessories		
Part Number	Description	Multiplier
34-171	C FACE KIT	A8

AC Induction Motor Performance Data
Record # 7566 - Typical performance - not guaranteed values

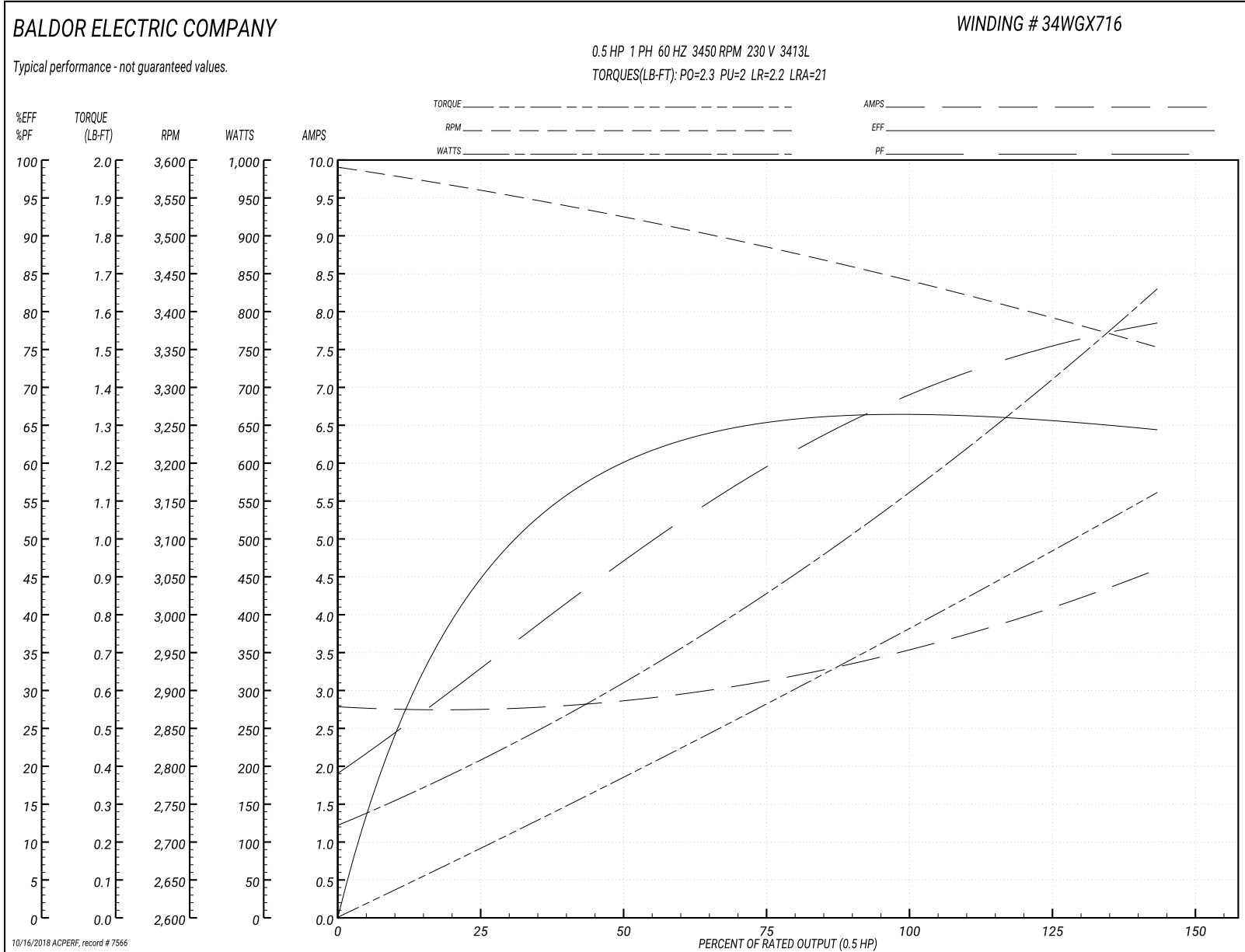
Winding: 34WGX716-R001	Type: 3413L	Enclosure: TEFC
-------------------------------	--------------------	------------------------

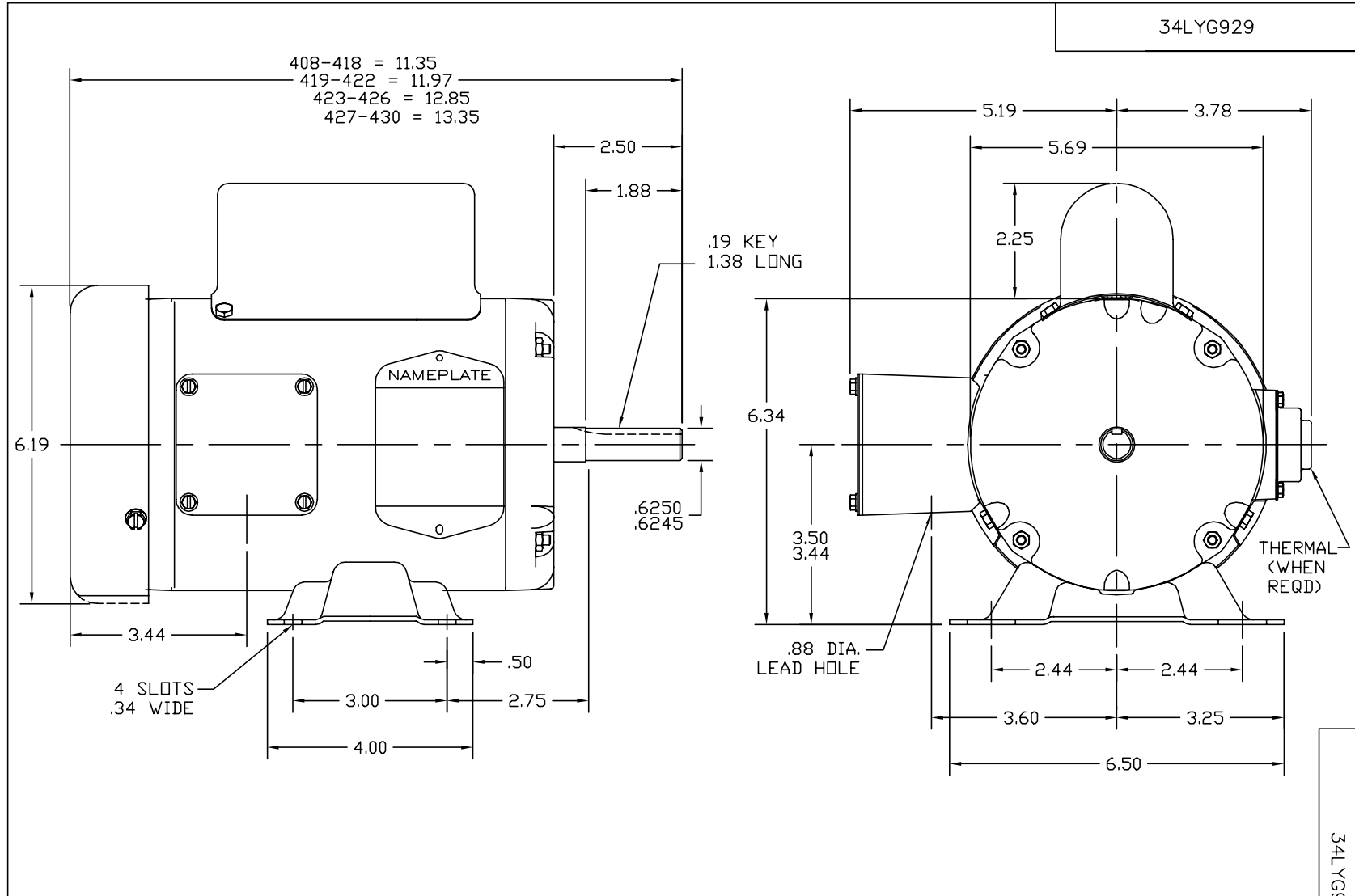
Nameplate Data				230 V, 60 Hz: High Voltage Connection	
Rated Output (HP)	.5			Full Load Torque	0.75 LB-FT
Volts	115/230			Start Configuration	direct on line
Full Load Amps	7/3.5			Breakdown Torque	2.3 LB-FT
R.P.M.	3450			Pull-up Torque	2 LB-FT
Hz	60	Phase	1	Locked-rotor Torque	2.2 LB-FT
NEMA Design Code	N	KVA Code	L	Starting Current	21 A
Service Factor (S.F.)	1.25			No-load Current	2.76 A
NEMA Nom. Eff.	66	Power Factor	72	Line-line Res. @ 25°C	4.163 Ω A Ph 4.624 Ω B Ph
Rating - Duty	40C AMB-CONT			Temp. Rise @ Rated Load	67°C
S.F. Amps	8/4			Temp. Rise @ S.F. Load	84°C

Load Characteristics 230 V, 60 Hz, 0.5 HP

% of Rated Load	25	50	75	100	125	150	S.F.
Power Factor	29	48	60	69	76	78	76
Efficiency	50.7	58.5	64.8	66.2	65.8	64.6	65.8
Speed	3548	3520	3489	3449	3405	3346	3405
Line amperes	2.78	2.88	3.13	3.5	3.95	4.64	3.95

Performance Graph at 230V, 60Hz, 0.5HP Typical performance - Not guaranteed values





CUSTOMER IS RESPONSIBLE FOR DETERMINING THAT BALDOR'S PRODUCT WILL PERFORM SUITABLY IN THE INTENDED APPLICATION.

REV. DESC: UPDATE DESCRIPTION		
REV. LTR: B	VERSION: 02	TDR: 000000725714
FILE: \AAA\00026\859		REVISED: 01:09:20 12/15/2011
MTL: -		BY: ENVINWO

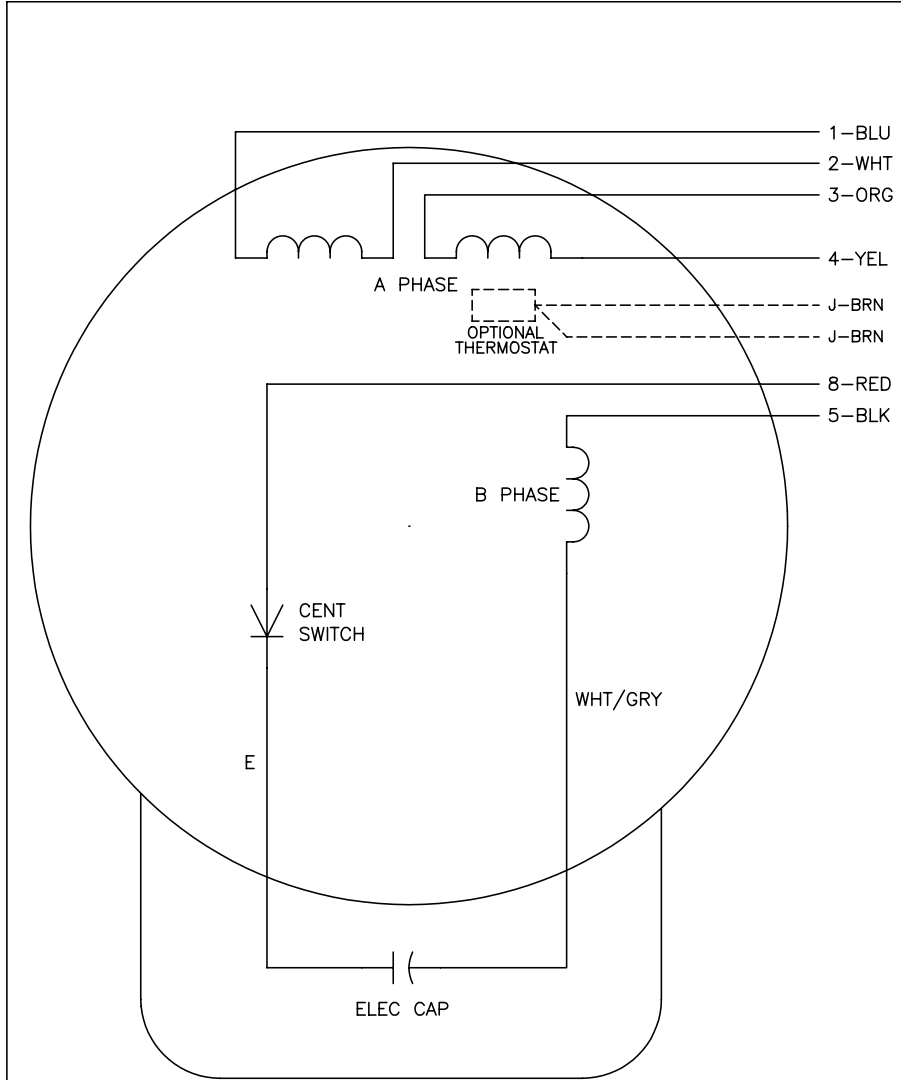
BALDOR

HORZ 34L NEMA 56 TEFC W/35 CAPAC BOX AND 3 PH ER

SH 1 of 1

34LYG929

CD0001



	LINE A	LINE B	JOIN
HIGH STD	1	4,5	2,3,8
HIGH OPP	1	4,8	2,3,5
LOW STD	1,3,8	2,4,5	-
LOW OPP	1,3,5	2,4,8	-

- NOTES:
1. STANDARD ROTATION IS CCW FACING END OPPOSITE SHAFT EXTENSION.
 2. OPTIONAL THERMOSTAT IS PROVIDED WHEN SPECIFIED.
 3. MULTIPLE CAPACITORS ARE CONNECTED IN PARALLEL UNLESS OTHERWISE SPECIFIED.
 4. LEAD COLORS ARE OPTIONAL. LEADS MUST ALWAYS BE NUMBERED AS SHOWN.

REV. DESC: REVISE TO SHOW OPTIONAL COLORS			
REV. LTR: D	BY: JLP	REVISED: 04/08/99 1:16	TDR: 0178636
100000		FILE: AAA00007405	MDL: -
		MTL: -	

BALDOR ELECTRIC Co.

TYPE L, DV, REV, 6 LEADS

CD0001