

**BALDOR® • RELIANCE** 

**Product Information Packet**

**M3560**

**.5HP,850RPM,3PH,60HZ,56H,3522M,TEFC,F1,N**

Part Detail							
Revision:	P	Status:	PRD/A	Change #:		Proprietary:	No
Type:	AC	Elec. Spec:	35WGN043	CD Diagram:	CD0005	Mfg Plant:	
Mech. Spec:	35H876	Layout:	35LYH876	Poles:	08	Created Date:	01-25-2011
Base:	RG	Eff. Date:	03-06-2018	Leads:	9#18		

Specs			
Catalog Number:	M3560	Heater Indicator:	No Heater
Enclosure:	TEFC	Insulation Class:	F
Frame:	56H	Inverter Code:	Not Inverter
Frame Material:	Steel	KVA Code:	K
Output @ Frequency:	.500 HP @ 60 HZ	Lifting Lugs:	No Lifting Lugs
Synchronous Speed @ Frequency:	900 RPM @ 60 HZ	Locked Bearing Indicator:	No Locked Bearing
Voltage @ Frequency:	208.0 V @ 60 HZ	Motor Lead Quantity/Wire Size:	9 @ 18 AWG
	230.0 V @ 60 HZ	Motor Lead Exit:	Ko Box
	460.0 V @ 60 HZ	Motor Lead Termination:	Flying Leads
XP Class and Group:	None	Motor Type:	3522M
XP Division:	Not Applicable	Mounting Arrangement:	F1
Agency Approvals:	UR	Power Factor:	56
	CSA	Product Family:	General Purpose
Auxillary Box:	No Auxillary Box	Pulley End Bearing Type:	Ball
Auxillary Box Lead Termination:	None	Pulley Face Code:	Standard
Base Indicator:	Rigid	Pulley Shaft Indicator:	Standard
Bearing Grease Type:	Polyrex EM (-20F +300F)	Rodent Screen:	None
Blower:	None	Shaft Extension Location:	Pulley End

<b>Current @ Voltage:</b>	1.250 A @ 460.0 V	<b>Shaft Ground Indicator:</b>	No Shaft Grounding
	2.400 A @ 208.0 V	<b>Shaft Rotation:</b>	Reversible
	2.500 A @ 230.0 V	<b>Shaft Slinger Indicator:</b>	No Slinger
<b>Design Code:</b>	B	<b>Speed Code:</b>	Single Speed
<b>Drip Cover:</b>	No Drip Cover	<b>Motor Standards:</b>	NEMA
<b>Duty Rating:</b>	CONT	<b>Starting Method:</b>	Direct on line
<b>Electrically Isolated Bearing:</b>	Not Electrically Isolated	<b>Thermal Device - Bearing:</b>	NONE (OLD)
<b>Feedback Device:</b>	NO FEEDBACK	<b>Thermal Device - Winding:</b>	None
<b>Front Face Code:</b>	Standard	<b>Vibration Sensor Indicator:</b>	No Vibration Sensor
<b>Front Shaft Indicator:</b>	None	<b>Winding Thermal 1:</b>	None
		<b>Winding Thermal 2:</b>	None

Nameplate NP1256L										
CAT.NO.	M3560									
SPEC.	35H876N043G1									
HP	.5									
VOLTS	208-230/460									
AMP	2.4-2.5/1.25									
RPM	850									
FRAME	56H				HZ	60			PH	3
SER.F.	1.15			CODE	K	DES	B		CLASS	F
NEMA-NOM-EFF	70			PF	56					
RATING	40C AMB-CONT									
CC	USABLE AT 208V									
DE	6205				ODE	6203				
ENCL	TEFC			SN						

Parts List		
Part Number	Description	Quantity
SA215746	SA 35H876N043G1	1.000 EA
RA202936	RA 35H876N043G1	1.000 EA
35FN3002A05SP	EXFN, PLASTIC, 6.376 OD, .638 ID	1.000 EA
NS2512A01	INSULATOR, CONDUIT BOX X	1.000 EA
35CB3007	35 CB CASTING W/.88 DIA. LEAD HOLE	1.000 EA
36GS1000SP	GASKET-CONDUIT BOX, .06 THICK #SV-330 LE	1.000 EA
51XB1016A07	10-16 X 7/16 HXWSSLD SERTYB	2.000 EA
11XW1032G06	10-32 X .38, TAPTITE II, HEX WSHR SLTD U	1.000 EA
35EP3122K00	MASTER ODE,203 BRG,.683SH,#26 DRN,FH MTG	1.000 EA
HW5100A03	WAVY WASHER (W1543-017)	1.000 EA
35EP3123A00	MASTER DE,205 BRG,.998SH,#26 DRN	1.000 EA
XY1032A02	10-32 HEX NUT DIRECTIONAL SERRATION	4.000 EA
35FH4005A32SP	IEC FH NO GRSR W/3 HOLES - PRIMED	1.000 EA
51XW1032A06	10-32 X .38, TAPTITE II, HEX WSHR SLTD S	3.000 EA
35CB4521GX	CONDUIT BOX LID KIT **ORDER INDIV PARTS	1.000 EA
51XW0832A07	8-32 X .44, TAPTITE II, HEX WSHR SLTD SE	4.000 EA
HW2501D13	KEY, 3/16 SQ X 1.375	1.000 EA
HA7000A04	KEY RETAINER 0.625 DIA SHAFTS	1.000 EA
85XU0407S04	4X1/4 U DRIVE PIN STAINLESS	2.000 EA
MJ1000A02	GREASE, POLYREX EM EXXON (USe 4824-15A)	0.050 LB
MG1000G27	MED CHARCOAL METALLIC GREY 400-0096	0.017 GA
HA3100A18	THRUBOLT 10-32 X 9.250	4.000 EA
LC0005E01	CONN.DIA./WARNING LABEL (LC0005/LB1119N)	1.000 EA
NP1256L	ALUM UL CSA CC INDUSTRIAL MOTOR A60	1.000 EA

<b>Parts List (continued)</b>		
<b>Part Number</b>	<b>Description</b>	<b>Quantity</b>
36PA1000	PKG GRP, PRINT PK1016A06	1.000 EA
MN416A01	TAG-INSTAL-MAINT no wire (1200/bx) 5/18	1.000 EA
PE-0000001	ZRTG PE ASSEMBLY	1.000 EA
FE-0000001	ZRTG FE ASSEMBLY	1.000 EA

<b>Accessories</b>		
<b>Part Number</b>	<b>Description</b>	<b>Multiplier</b>
35-8762	C FACE KIT	A8
35EP1506A01SP	D-FLANGE KIT	A8

**AC Induction Motor Performance Data**

Record # 61974 - Typical performance - not guaranteed values

<b>Winding:</b> 35WGN043-R009	<b>Type:</b> 3522M	<b>Enclosure:</b> TEFC
-------------------------------	--------------------	------------------------

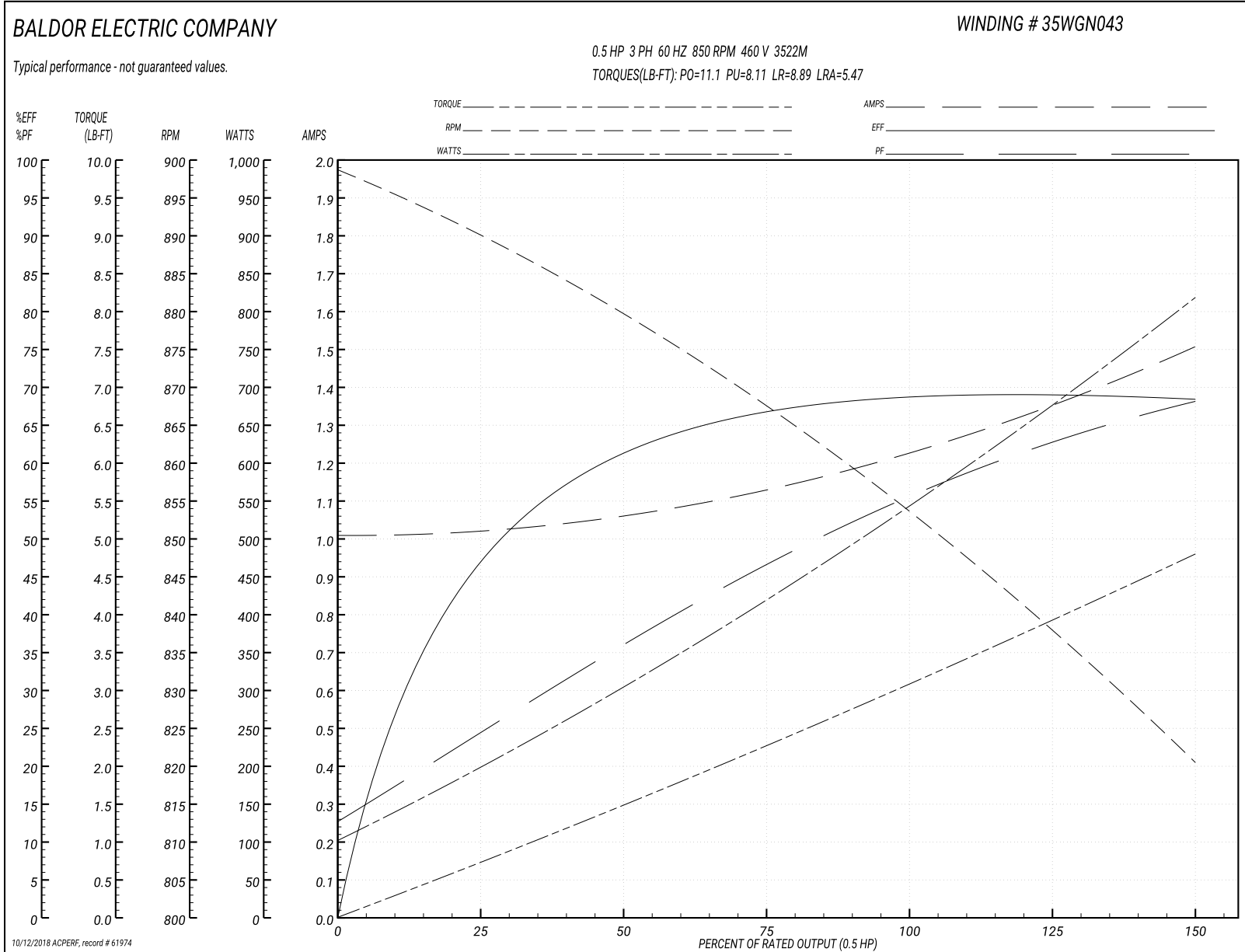
Nameplate Data				460 V, 60 Hz: High Voltage Connection	
Rated Output (HP)	.5			Full Load Torque	3.12 LB-FT
Volts	208-230/460			Start Configuration	direct on line
Full Load Amps	2.4-2.5/1.25			Breakdown Torque	11.1 LB-FT
R.P.M.	850			Pull-up Torque	8.11 LB-FT
Hz	60	Phase	3	Locked-rotor Torque	8.89 LB-FT
NEMA Design Code	B	KVA Code	K	Starting Current	5.47 A
Service Factor (S.F.)	1.15			No-load Current	1.01 A
NEMA Nom. Eff.	70	Power Factor	56	Line-line Res. @ 25°C	34.5 Ω
Rating - Duty	40C AMB-CONT			Temp. Rise @ Rated Load	57°C
S.F. Amps				Temp. Rise @ S.F. Load	63°C
				Locked-rotor Power Factor	65.6
				Rotor inertia	0.131 LB-FT <sup>2</sup>

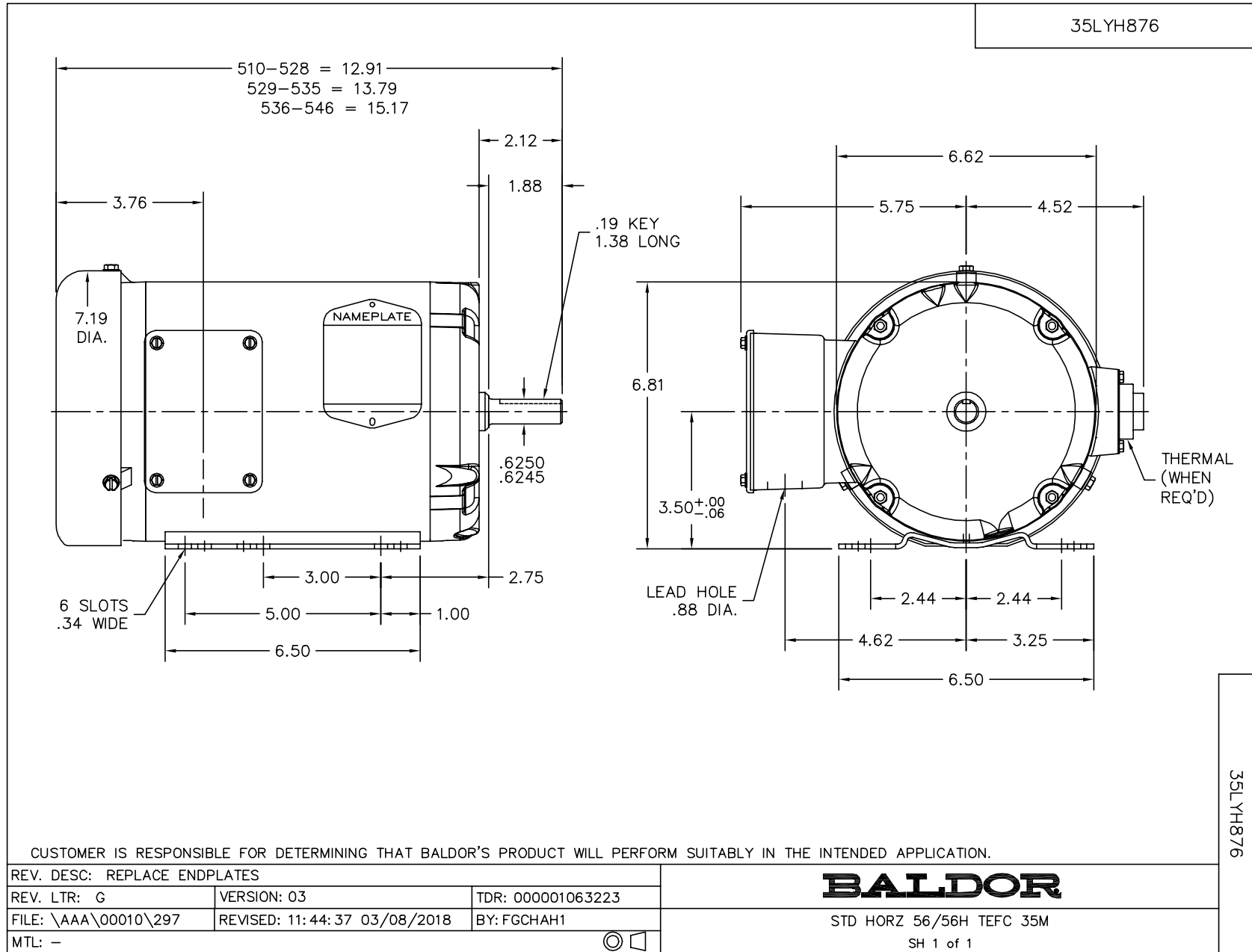
Load Characteristics 460 V, 60 Hz, 0.5 HP

% of Rated Load	25	50	75	100	125	150	S.F.
Power Factor	25	37	47	56	63	68	60
Efficiency	47.3	61.2	66.8	69.2	69.2	68.2	69.2
Speed	890	878	867	854	838	820	844
Line amperes	1.02	1.06	1.14	1.23	1.35	1.51	1.3



Performance Graph at 460V, 60Hz, 0.5HP Typical performance - Not guaranteed values





CD0005

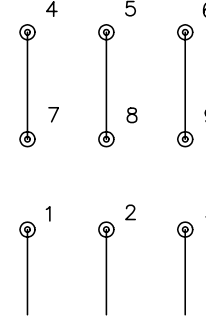


LOW VOLTAGE  
(2Y)



LINE

HIGH VOLTAGE  
(1Y)



LINE

NOTES:

1. INTERCHANGE ANY TWO LINE LEADS TO REVERSE ROTATION.
2. OPTIONAL THERMOSTATS ARE PROVIDED WHEN SPECIFIED.
3. ACTUAL NUMBER OF INTERNAL PARALLEL CIRCUITS MAY BE A MULTIPLE OF THOSE SHOWN ABOVE.
4. LEAD COLORS ARE OPTIONAL. LEADS MUST ALWAYS BE NUMBERED AS SHOWN.

REV. DESC: REVISE TO SHOW OPTIONAL COLORS			
REV. LTR: E	BY: JLP	REVISED: 01/19/99 10:15	TDR: 0171435
9000D		FILE: AAA00005140	MDL: -
		MTL: -	

**BALDOR ELECTRIC Co.**

3PH, DV, 9 LEADS

CD0005