



Customer information packet

VEL11304

.5HP, 1725RPM, 1PH, 60HZ, 56C, 3424LC, OPEN, F1

Class - None

Division - Not Applicable

Specifications

Enclosure	OPEN
Frame	56C
Frame Material	Steel
Frequency	60.00 Hz
Haz Area Class and Group	None
Haz Area Division	Not Applicable
Motor Letter Type	Cap Start, Cap Run
Output @ Frequency	.500 HP @ 60 HZ
Phase	1
Synchronous Speed @ Frequency	1800 RPM @ 60 HZ
Voltage @ Frequency	115.0 V @ 60 HZ 230.0 V @ 60 HZ
Agency Approvals	CURUSEEV
Ambient Temperature	40 °C
Auxillary Box	No Auxillary Box
Auxillary Box Lead Termination	None
Base Indicator	No Mounting
Bearing Grease Type	Polyrex EM (-20F +300F)
Blower	None
Current @ Voltage	2.350 A @ 230.0 V 3.200 A @ 208.0 V 4.700 A @ 115.0 V
Design Code	N
Drip Cover	Drip Cover
Duty Rating	CONT
Efficiency @ 100% Load	76.2 %
Electrically Isolated Bearing	Not Electrically Isolated
Feedback Device	NO FEEDBACK
Front Face Code	Drip Cover Mounting
Front Shaft Indicator	None
Heater Indicator	No Heater
High Voltage Full Load Amps	2.4 a

Part detail

Revision	H
Type	AC
Mech. spec.	34F534
Base	
Status	PRD/A
Elec. spec.	34WGR141
Layout	34LYF534
Eff. date	10-29-2024
CD Diagram	CD0055
Poles	04
Leads	6#18
Proprietary	False
Created date	10-08-2014

Insulation Class	B
Inverter Code	Not Inverter
KVA Code	K
Lifting Lugs	No Lifting Lugs
Locked Bearing Indicator	Locked Bearing
Motor Lead Exit	Ko Box
Motor Lead Quantity/Wire Size	6 @ 18 AWG
Motor Lead Termination	Flying Leads
Motor Standards	NEMA
Motor Type	3424LC
Mounting Arrangement	F1
Number of Poles	4
Overall Length	12.73 IN
Power Factor	98
Product Family	General Purpose
Pulley End Bearing Type	Ball
Pulley Face Code	C-Face
Pulley Shaft Indicator	Standard
Rodent Screen	None
RoHS Status	ROHS COMPLIANT
Service Factor	1.25
Shaft Diameter	0.625 IN
Shaft Extension Location	Pulley End
Shaft Ground Indicator	No Shaft Grounding
Shaft Rotation	Reversible
Shaft Slinger Indicator	No Slinger
Speed	1725 rpm
Speed Code	Single Speed
Starting Method	Direct on line
Thermal Device - Bearing	None
Thermal Device - Winding	None
Vibration Sensor Indicator	No Vibration Sensor
Winding Thermal 1	None
Winding Thermal 2	None

Nameplate

NP3155L									
CAT.NO.	VEL11304								
SPEC.	34F534R141G1								
HP	.5								
VOLTS	115/230								
AMP	4.7/2.35								
RPM	1725								
FRAME	56C		HZ	60		PH	1		
SER.F.	1.25	CODE	K	DES	N	CL	B		
F.L. AVG. EFF.	76.2	PF	98						
RATING	40C AMB-CONT								
CC									
DE	6203		ODE	6203					
ENCL	OPEN	SN							
	SFA 5.9/2.95								

AC Induction Motor Performance Data

Record # 47421

Typical performance - not guaranteed values

Winding: 34WGR141-R002		Type: 3424LC		Enclosure: OPEN	
Nameplate Data			115 V, 60 Hz: Low Voltage Connection		
Rated Output (HP)	.5		Full Load Torque	1.51 LB-FT	
Volts	115/230		Start Configuration	direct on line	
Full Load Amps	4.7/2.35		Breakdown Torque	4.01 LB-FT	
R.P.M.	1725		Pull-up Torque	3.75 LB-FT	
Hz	60	Phase	1	Locked-rotor Torque	6.42 LB-FT
NEMA Design Code	N	KVA Code	K	Starting Current	31.9 A
Service Factor (S.F.)	1.25		No-load Current	1.06 A	
NEMA Nom. Eff.	76.2	Power Factor	98	Line-line Res. @ 25°C	1.6786 Ω A Ph 2.0496 Ω B Ph
Rating - Duty	40C AMB-CONT		Temp. Rise @ Rated Load	37°C	
S.F. Amps	5.9/2.95		Temp. Rise @ S.F. Load	55°C	

Load Characteristics 115 V, 60 Hz, 0.5 HP

% of Rated Load	25	50	75	100	125	150	S.F.
Power Factor	89	94	95	95	95	94	95
Efficiency	59.9	73	76.8	76.6	73.3	67.1	73.3
Speed	1782.8	1767.7	1748.6	1726.8	1694.2	1648.1	1694
Line amperes	1.56	2.34	3.34	4.39	5.8	7.69	5.8

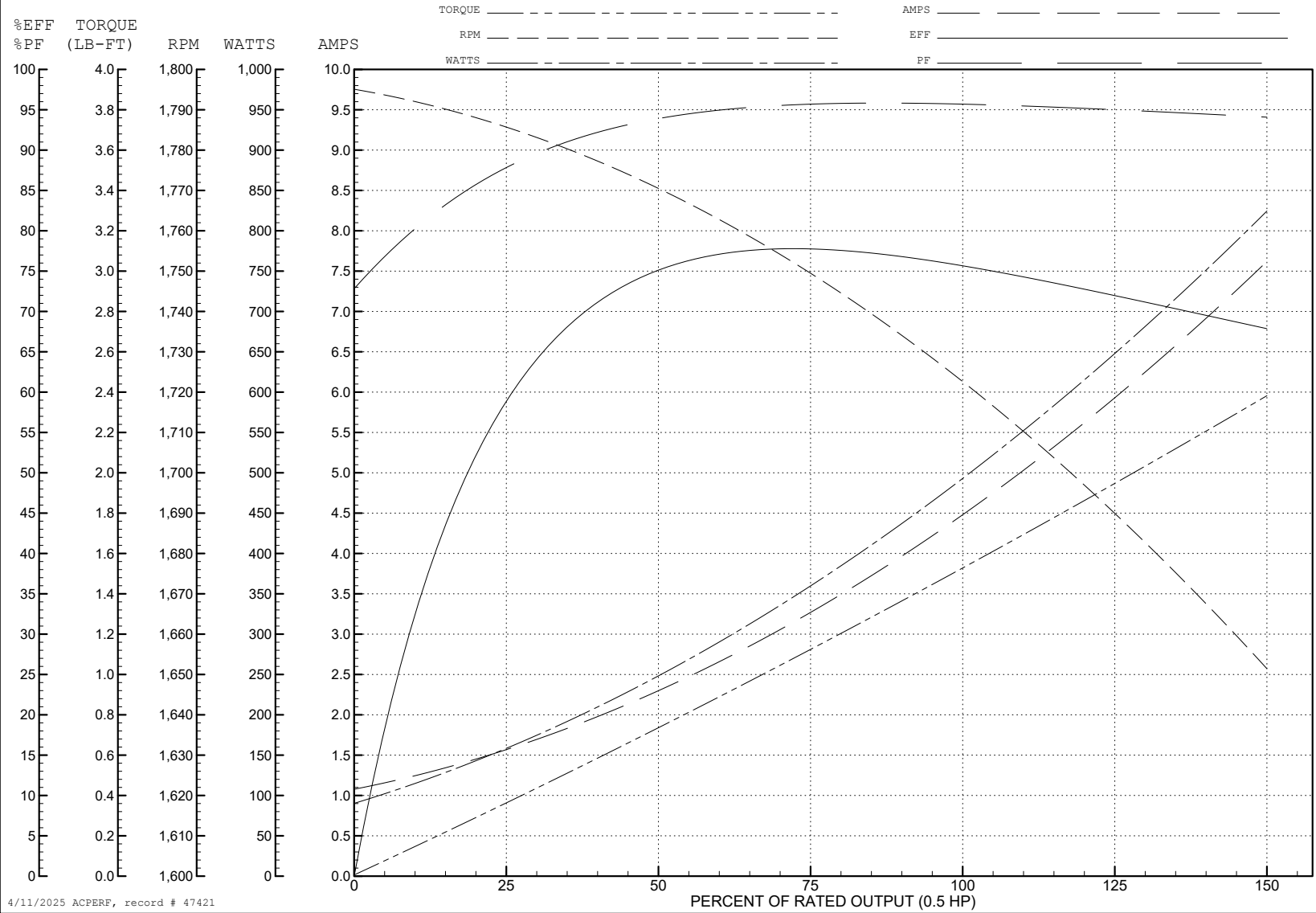
ABB Motors and Mechanical Inc.

WINDING # 34WGR141

Typical performance - not guaranteed values.

0.5 HP 1 PH 60 HZ 1725 RPM 115 V 3424LC

TORQUES (LB-FT): PO=4.01 PU=3.75 LR=6.42 LRA=31.9



4/11/2025 ACPERF, record # 47421

AC Induction Motor Performance Data

Record # 49328

Typical performance - not guaranteed values

Winding: 34WGR141-R002		Type: 3424LC	Enclosure: OPEN	
Nameplate Data			230 V, 60 Hz: High Voltage Connection	
Rated Output (HP)	.5	Full Load Torque	1.51 LB-FT	
Volts	115/230	Start Configuration	direct on line	
Full Load Amps	4.7/2.35	Breakdown Torque	4.01 LB-FT	
R.P.M.	1725	Pull-up Torque	2.84 LB-FT	
Hz	60 Phase	Locked-rotor Torque	4.87 LB-FT	
NEMA Design Code	N KVA Code	Starting Current	14.97 A	
Service Factor (S.F.)	1.25	No-load Current	0.571 A	
NEMA Nom. Eff.	76.2 Power Factor	Line-line Res. @ 25°C	6.38 Ω A Ph 2.09 Ω B Ph	
Rating - Duty	40C AMB-CONT	Temp. Rise @ Rated Load	40°C	
S.F. Amps	5.9/2.95	Temp. Rise @ S.F. Load	53°C	
		Rotor inertia	0.057 LB-FT ²	

Load Characteristics 230 V, 60 Hz, 0.5 HP

% of Rated Load	25	50	75	100	125	150	S.F.
Power Factor	89	93	95	96	95	94	95
Efficiency	57.8	71.3	75.5	75.6	72.6	66.9	72.6
Speed	1783	1768	1749	1727	1694	1648	1694
Line amperes	0.809	1.2	1.7	2.22	2.93	3.87	2.93

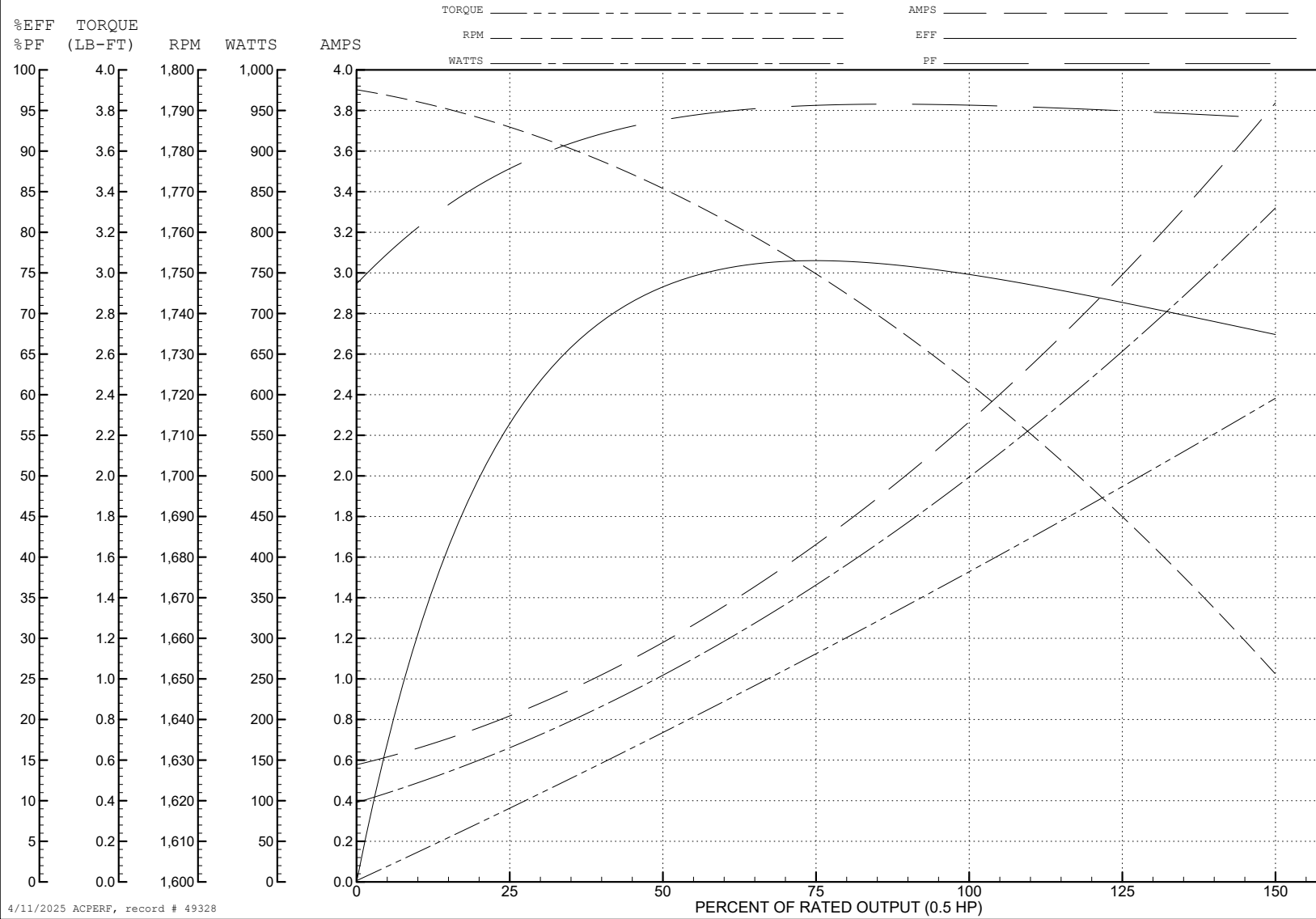
ABB Motors and Mechanical Inc.

WINDING # 34WGR141

Typical performance - not guaranteed values.

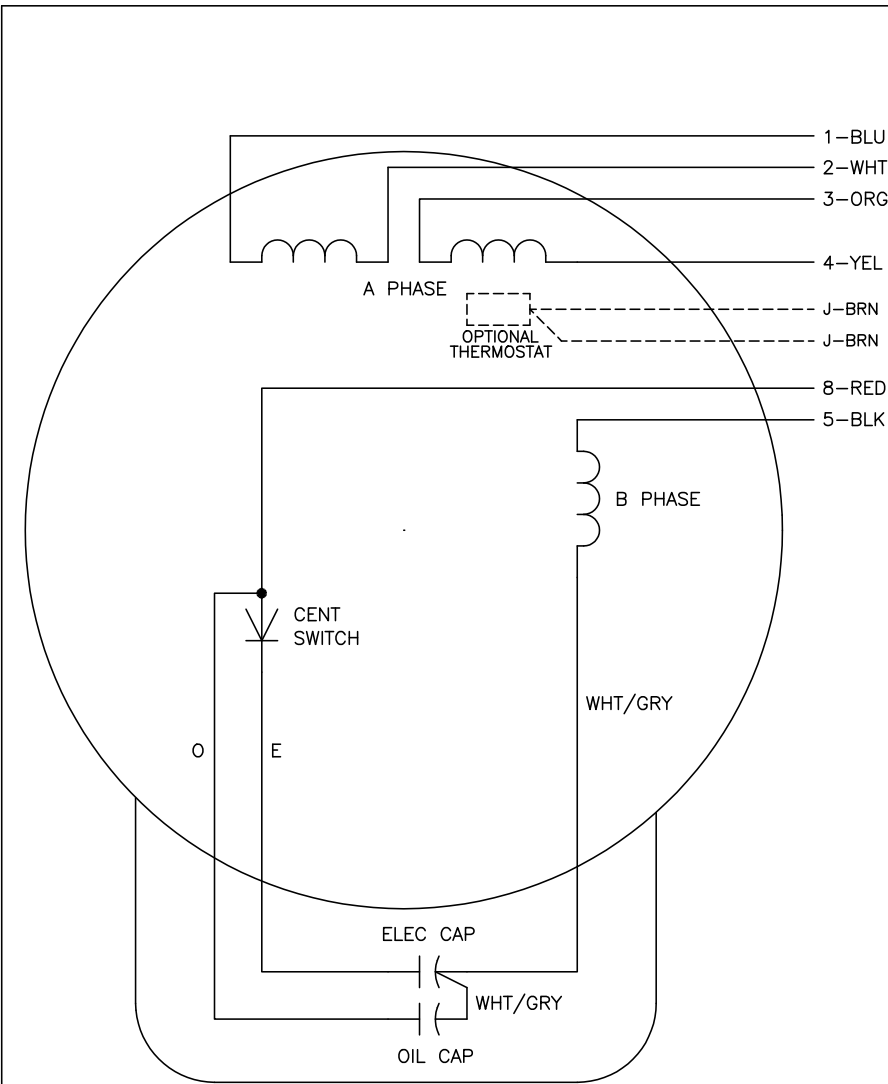
0.5 HP 1 PH 60 HZ 1725 RPM 230 V 3424LC

TORQUES (LB-FT): PO=4.01 PU=2.84 LR=4.87 LRA=14.97



4/11/2025 ACPERF, record # 49328

CD0055



	LINE A	LINE B	JOIN
HIGH STD	1	4,5	2,3,8
HIGH OPP	1	4,8	2,3,5
LOW STD	1,3,8	2,4,5	-
LOW OPP	1,3,5	2,4,8	-

NOTES:

1. STANDARD ROTATION IS CCW FACING END OPPOSITE SHAFT EXTENSION.
2. OPTIONAL THERMOSTAT IS PROVIDED WHEN SPECIFIED.
3. MULTIPLE CAPACITORS ARE CONNECTED IN PARALLEL UNLESS OTHERWISE SPECIFIED.
4. LEAD COLORS ARE OPTIONAL. LEADS MUST ALWAYS BE NUMBERED AS SHOWN.

CD0055

REV. DESC: REVISE TO SHOW OPTIONAL COLORS			
REV. LTR: D	BY: JLP	REVISED: 04/08/99 1:17	TDR: 0178636
C00000		FILE: AAA00007414	MDL: -
		MTL: -	

BALDOR ELECTRIC Co.

TYPE LC, DV, REV, 6 LEADS