

**BALDOR® • RELIANCE** 

**Product Information Packet**

**VEM3614T**

**2HP, 1170RPM, 3PH, 60HZ, 184TC, 3646M, TEFC, F1**

Part Detail							
Revision:	F	Status:	PRD/A	Change #:		Proprietary:	No
Type:	AC	Elec. Spec:	36WGR900	CD Diagram:	CD0005	Mfg Plant:	
Mech. Spec:	36A003	Layout:	36LYA003	Poles:	06	Created Date:	04-22-2015
Base:	N	Eff. Date:	03-14-2018	Leads:	9#16		

Specs			
Catalog Number:	VEM3614T	Heater Indicator:	No Heater
Enclosure:	TEFC	Insulation Class:	F
Frame:	184TC	Inverter Code:	Inverter Ready
Frame Material:	Steel	KVA Code:	L
Output @ Frequency:	2.000 HP @ 60 HZ	Lifting Lugs:	No Lifting Lugs
Synchronous Speed @ Frequency:	1200 RPM @ 60 HZ	Locked Bearing Indicator:	Locked Bearing
Voltage @ Frequency:	460.0 V @ 60 HZ	Motor Lead Quantity/Wire Size:	9 @ 16 AWG
	230.0 V @ 60 HZ	Motor Lead Exit:	Ko Box
XP Class and Group:	None	Motor Lead Termination:	Flying Leads
XP Division:	Not Applicable	Motor Type:	3646M
Agency Approvals:	UR	Mounting Arrangement:	F1
	CSA EEV	Power Factor:	64
	CSA	Product Family:	General Purpose
Auxillary Box:	No Auxillary Box	Pulley End Bearing Type:	Ball
Auxillary Box Lead Termination:	None	Pulley Face Code:	C-Face
Base Indicator:	No Mounting	Pulley Shaft Indicator:	Standard
Bearing Grease Type:	Polyrex EM (-20F +300F)	Rodent Screen:	None
Blower:	None	Shaft Extension Location:	Pulley End

<b>Current @ Voltage:</b>	3.300 A @ 460.0 V	<b>Shaft Ground Indicator:</b>	No Shaft Grounding
	6.600 A @ 230.0 V	<b>Shaft Rotation:</b>	Reversible
	6.800 A @ 208.0 V	<b>Shaft Slinger Indicator:</b>	No Slinger
<b>Design Code:</b>	B	<b>Speed Code:</b>	Single Speed
<b>Drip Cover:</b>	No Drip Cover	<b>Motor Standards:</b>	NEMA
<b>Duty Rating:</b>	CONT	<b>Starting Method:</b>	Direct on line
<b>Electrically Isolated Bearing:</b>	Not Electrically Isolated	<b>Thermal Device - Bearing:</b>	NONE (OLD)
<b>Feedback Device:</b>	NO FEEDBACK	<b>Thermal Device - Winding:</b>	None
<b>Front Face Code:</b>	Standard	<b>Vibration Sensor Indicator:</b>	No Vibration Sensor
<b>Front Shaft Indicator:</b>	None	<b>Winding Thermal 1:</b>	None
		<b>Winding Thermal 2:</b>	None

<b>Nameplate NP3441LUA</b>										
<b>CAT.NO.</b>	VEM3614T									
<b>SPEC</b>	36A003R900G1									
<b>HP</b>	2									
<b>VOLTS</b>	230/460									
<b>AMPS</b>	6.6/3.3									
<b>RPM</b>	1170									
<b>FRAME</b>	184TC		<b>HZ</b>	60		<b>PH</b>	3			
<b>SF</b>	1.15		<b>CODE</b>	L		<b>DES</b>	B		<b>CLASS</b>	F
<b>NEMA NOM. EFF</b>	88.5		<b>PF</b>	64						
<b>RATING</b>	40C AMB-CONT									
<b>CC</b>	010A					<b>USABLE AT 208V</b>	6.8			
<b>ENCL</b>	TEFC		<b>SER</b>							
<b>DE</b>	6206		<b>ODE</b>	6205						
<b>VPWM INVERTER READY</b>										
<b>CT6-60H(10:1)VT3-60H(20:1</b>										
	50Hz 2HP 190/380V 7.6/3.8A									
									SF1.0	

Parts List		
Part Number	Description	Quantity
SA299814	SA 36A003R900G1	1.000 EA
RA286846	RA 36A003R900G1	1.000 EA
36FN3000B01	EXFN, PLASTIC, 6.00 OD, .912 ID	1.000 EA
HW3200A01	3/8-16X3/4 I-BLT WELDED F/S	1.000 EA
36CB3004	36 CB CASTING W/1.09 DIA LEAD HOLE @ 6:0	1.000 EA
36GS1000SP	GASKET-CONDUIT BOX, .06 THICK #SV-330 LE	1.000 EA
51XB1016A08	10-16X 1/2HXWSSLD SERTYB	2.000 EA
11XW1032G06	10-32 X .38, TAPTITE II, HEX WSHR SLTD U	1.000 EA
HW3001B01	BRASS CUP WASHER, FOR #10 SCREW	1.000 EA
36EP3104A01	FREP MACH ASSEMBLY FOR ROUTING	1.000 EA
HW4500A01	1641B(ALEMITE)400 UNIV, GREASE FITT	1.000 EA
HW5100A05	WVY WSHR F/205 & 304 BRGS	1.000 EA
36PE3301A23	PUEP ASSEMBLY FOR ROUTING PURPOSES	1.000 EA
HW4500A01	1641B(ALEMITE)400 UNIV, GREASE FITT	1.000 EA
10XN2520A28	1/4-20X 1 3/4 HEX HD	4.000 EA
HW1001A25	LOCKWASHER 1/4, ZINC PLT .493 OD, .255 I	4.000 EA
51XB1214A16	12-14X1.00 HXWSSLD SERTYB	1.000 EA
36FH4009A102	IEC FH GREASER PRIMED	1.000 EA
51XW1032A06	10-32 X .38, TAPTITE II, HEX WSHR SLTD S	3.000 EA
36CB4516	36 LIPPED CB LID - GALVANNEAL	1.000 EA
37GS1001SP	GASKET, CONDUIT BOX LID, .06 THICK LEXID	1.000 EA
51XW0832A07	8-32 X .44, TAPTITE II, HEX WSHR SLTD SE	4.000 EA
HW2501E16	KEY, 1/4 SQ X 1.750	1.000 EA
HA7000A02	KEY RETAINER RING, 1 1/8 DIA, 1 3/8 DIA	1.000 EA

<b>Parts List (continued)</b>		
<b>Part Number</b>	<b>Description</b>	<b>Quantity</b>
85XU0407S04	4X1/4 U DRIVE PIN STAINLESS	2.000 EA
MJ1000A02	GREASE, POLYREX EM EXXON (USe 4824-15A)	0.050 LB
HA3101A28	THRUBOLT 1/4-20 X 12.500 OHIO ROD	4.000 EA
MG1000Y03	MUNSELL 2.53Y 6.70/ 4.60, GLOSS 20,	0.022 GA
LC0005E01	CONN.DIA./WARNING LABEL (LC0005/LB1119N)	1.000 EA
LB1115N	LABEL,LIFTING DEVICE (ON ROLLS)	1.000 EA
NP3441LUA	ALUM SUPER-E VPWM INV READY UL CSA-EEV C	1.000 EA
G7PA1000	PKG GRP, PRINT PK1034A06	1.000 EA
PK3082	STYROFOAM CRADLE	1.000 EA
MN416A01	TAG-INSTAL-MAINT no wire (1200/bx) 5/18	1.000 EA

**AC Induction Motor Performance Data**

Record # 53353 - Typical performance - not guaranteed values

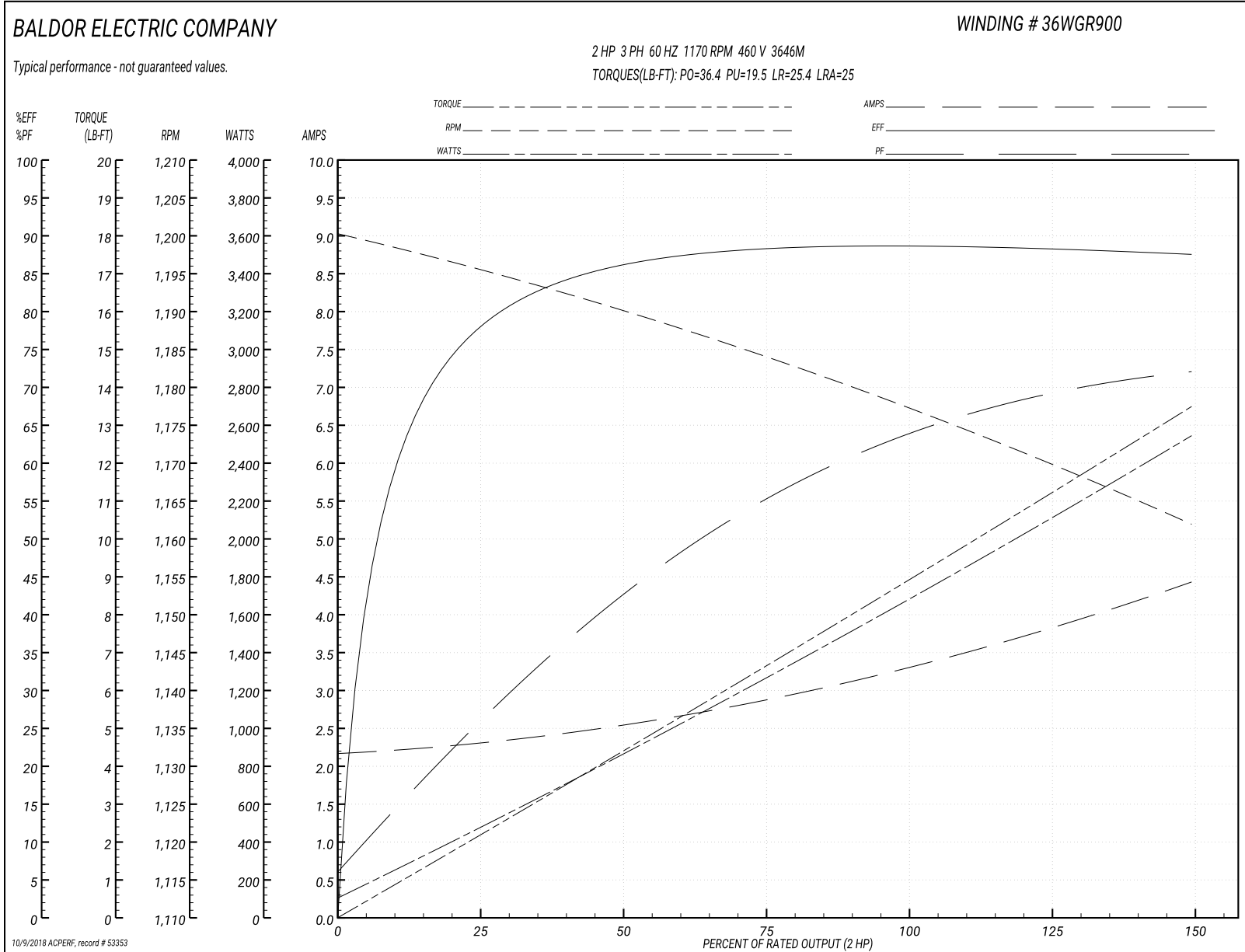
<b>Winding:</b> 36WGR900-R002	<b>Type:</b> 3646M	<b>Enclosure:</b> TEFC
-------------------------------	--------------------	------------------------

Nameplate Data				460 V, 60 Hz: High Voltage Connection	
Rated Output (HP)	2			Full Load Torque	8.92 LB-FT
Volts	230/460			Start Configuration	direct on line
Full Load Amps	6.6/3.3			Breakdown Torque	36.4 LB-FT
R.P.M.	1170			Pull-up Torque	19.5 LB-FT
Hz	60	Phase	3	Locked-rotor Torque	25.4 LB-FT
NEMA Design Code	B	KVA Code	L	Starting Current	25 A
Service Factor (S.F.)	1.15			No-load Current	2.19 A
NEMA Nom. Eff.	88.5	Power Factor	64	Line-line Res. @ 25°C	4.66 Ω
Rating - Duty	40C AMB-CONT			Temp. Rise @ Rated Load	34°C
S.F. Amps				Temp. Rise @ S.F. Load	40°C
				Locked-rotor Power Factor	29.2
				Rotor inertia	0.432 LB-FT <sup>2</sup>

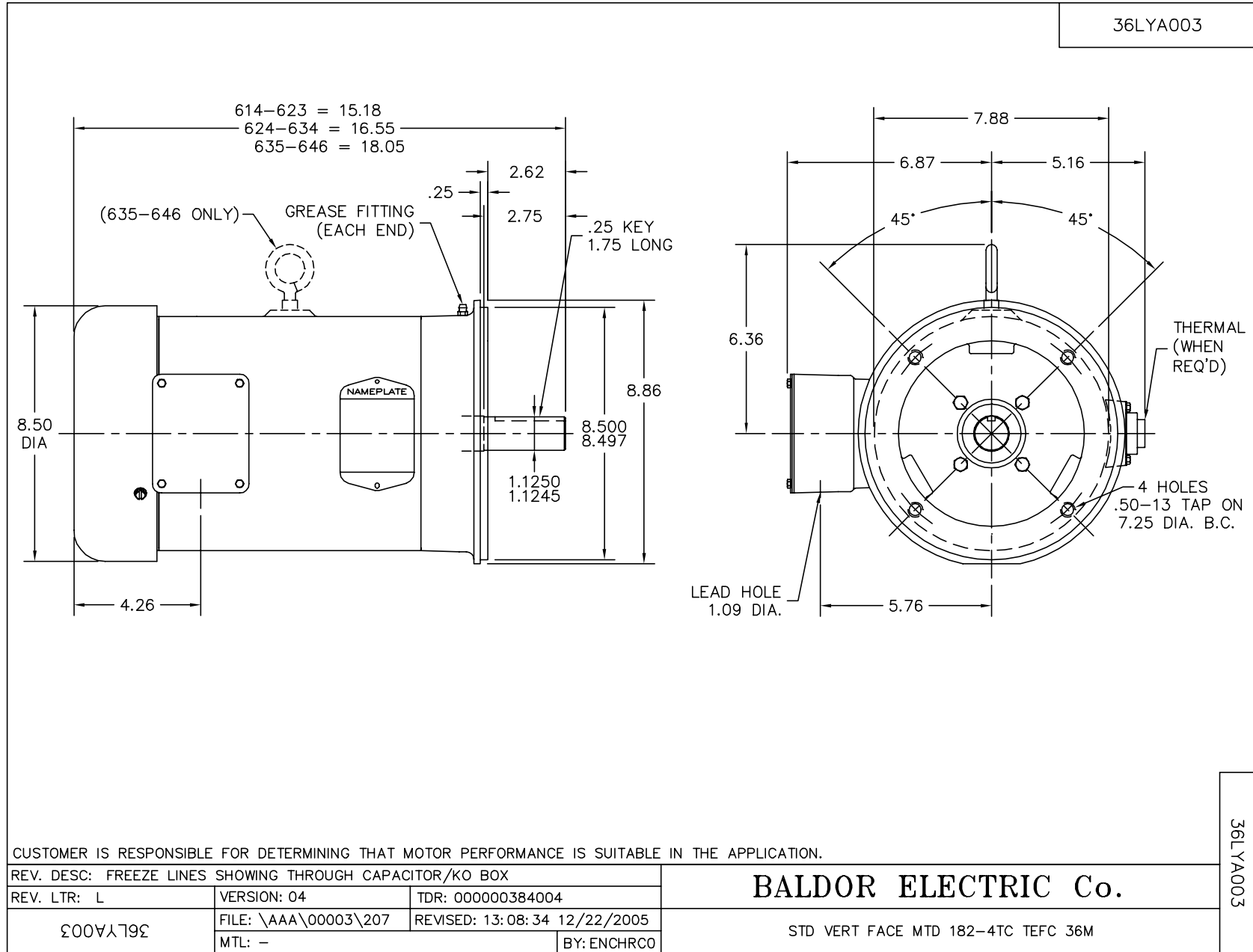
Load Characteristics 460 V, 60 Hz, 2 HP

% of Rated Load	25	50	75	100	125	150	S.F.
Power Factor	26	43	55	64	69	72	67
Efficiency	77.9	86.1	88.2	88.8	88.5	87.5	88.6
Speed	1196	1190	1184	1177	1170	1162	1173
Line amperes	2.28	2.53	2.89	3.32	3.83	4.42	3.63

Performance Graph at 460V, 60Hz, 2.0HP Typical performance - Not guaranteed values







CD0005

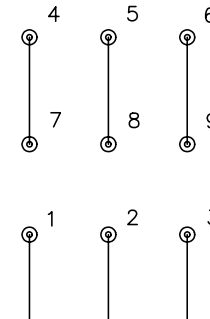


LOW VOLTAGE  
(2Y)



LINE

HIGH VOLTAGE  
(1Y)



LINE

NOTES:

1. INTERCHANGE ANY TWO LINE LEADS TO REVERSE ROTATION.
2. OPTIONAL THERMOSTATS ARE PROVIDED WHEN SPECIFIED.
3. ACTUAL NUMBER OF INTERNAL PARALLEL CIRCUITS MAY BE A MULTIPLE OF THOSE SHOWN ABOVE.
4. LEAD COLORS ARE OPTIONAL. LEADS MUST ALWAYS BE NUMBERED AS SHOWN.

REV. DESC: REVISE TO SHOW OPTIONAL COLORS			
REV. LTR: E	BY: JLP	REVISED: 01/19/99 10:15	TDR: 0171435
90000		FILE: AAA00005140	MDL: -
		MTL: -	

**BALDOR ELECTRIC Co.**

3PH, DV, 9 LEADS

CD0005