

BALDOR® • RELIANCE 

Product Information Packet

VM3542-5

.75HP, 1725RPM, 3PH, 60HZ, 56C, 3420M, TEFC, F1

Part Detail							
Revision:	V	Status:	PRD/A	Change #:		Proprietary:	No
Type:	AC	Elec. Spec:	34WG0908	CD Diagram:	CD0006	Mfg Plant:	
Mech. Spec:	34A063	Layout:	34LYA063	Poles:	04	Created Date:	
Base:	N	Eff. Date:	02-15-2018	Leads:	3#18		

Specs			
Catalog Number:	VM3542-5	KVA Code:	K
Enclosure:	TEFC	Lifting Lugs:	No Lifting Lugs
Frame:	56C	Locked Bearing Indicator:	Locked Bearing
Frame Material:	Steel	Motor Lead Quantity/Wire Size:	3 @ 18 AWG
Output @ Frequency:	.750 HP @ 60 HZ	Motor Lead Exit:	Ko Box
Synchronous Speed @ Frequency:	1800 RPM @ 60 HZ	Motor Lead Termination:	Flying Leads
Voltage @ Frequency:	575.0 V @ 60 HZ	Motor Type:	3420M
XP Class and Group:	None	Mounting Arrangement:	F1
XP Division:	Not Applicable	Power Factor:	60
Agency Approvals:	UR	Product Family:	General Purpose
	CSA	Pulley End Bearing Type:	Ball
Auxillary Box:	No Auxillary Box	Pulley Face Code:	C-Face
Auxillary Box Lead Termination:	None	Pulley Shaft Indicator:	Standard
Base Indicator:	No Mounting	Rodent Screen:	None
Bearing Grease Type:	Polyrex EM (-20F +300F)	RoHS Status:	ROHS COMPLIANT
Blower:	None	Shaft Extension Location:	Pulley End
Current @ Voltage:	1.200 A @ 575.0 V	Shaft Ground Indicator:	No Shaft Grounding
Design Code:	B	Shaft Rotation:	Reversible

Drip Cover:	No Drip Cover	Shaft Slinger Indicator:	No Slinger
Duty Rating:	CONT	Speed Code:	Single Speed
Electrically Isolated Bearing:	Not Electrically Isolated	Motor Standards:	NEMA
Feedback Device:	NO FEEDBACK	Starting Method:	Direct on line
Front Face Code:	Standard	Thermal Device - Bearing:	None
Front Shaft Indicator:	None	Thermal Device - Winding:	None
Heater Indicator:	No Heater	Vibration Sensor Indicator:	No Vibration Sensor
Insulation Class:	B	Winding Thermal 1:	None
Inverter Code:	Not Inverter	Winding Thermal 2:	None

Nameplate NP1256L										
CAT.NO.	VM3542-5									
SPEC.	34A63-908									
HP	.75									
VOLTS	575									
AMP	1.2									
RPM	1725									
FRAME	56C				HZ	60			PH	3
SER.F.	1.25		CODE	K	DES	B		CLASS	B	
NEMA-NOM-EFF	75.5		PF	60						
RATING	40C AMB-CONT									
CC									USABLE AT 208V	
DE	6203				ODE	6203				
ENCL	TEFC		SN							
	SFA 1.4									

Parts List		
Part Number	Description	Quantity
SA009900	SA 34A63-908	1.000 EA
RA006345	RA 34A63-908	1.000 EA
NS2512A01	INSULATOR, CONDUIT BOX X	1.000 EA
34CB3002A	CB CAST W/.88 DIA HOLE	1.000 EA
34GS1029A01	GASKET, CONDUIT BOX	1.000 EA
51XB1016A07	10-16 X 7/16 HXWSSLD SERTYB	2.000 EA
11XW1032G06	10-32 X .38, TAPTITE II, HEX WSHR SLTD U	1.000 EA
34EP3102A01SP	FR ENDPLATE, MACH	1.000 EA
HW5100A03	WAVY WASHER (W1543-017)	1.000 EA
34EP3300A24SP	PU ENDPLATE, MACH	1.000 EA
51XN1032A20	10-32 X 1 1/4 HX WS SL SR	2.000 EA
34FN3002A01SP	EXTERNAL FAN, PLASTIC, .637/.639 HUB W/	1.000 EA
51XW1032A06	10-32 X .38, TAPTITE II, HEX WSHR SLTD S	3.000 EA
34CB4517	CB LID 4 MTG HOLES .22 DIA STAMPED, FOR	1.000 EA
34GS1031A01	GASKET, FLAT CONDUIT BOX LID (LEXIDE)	1.000 EA
51XW0832A07	8-32 X .44, TAPTITE II, HEX WSHR SLTD SE	4.000 EA
HW2501D13	KEY, 3/16 SQ X 1.375	1.000 EA
34FH4002A01SP	IEC FH NO GREASER PRIMED	1.000 EA
HA7000A04	KEY RETAINER 0.625 DIA SHAFTS	1.000 EA
MG1000G27	MED CHARCOAL METALLIC GREY 400-0096	0.014 GA
85XU0407S04	4X1/4 U DRIVE PIN STAINLESS	2.000 EA
HA3100A12	THRUBOLT 10-32 X 7.375	4.000 EA
LB1119N	WARNING LABEL	1.000 EA
LC0006	CONNECTION LABEL	1.000 EA

Parts List (continued)		
Part Number	Description	Quantity
NP1256L	ALUM UL CSA CC INDUSTRIAL MOTOR A60	1.000 EA
34PA1002	PKG GRP, PRINT PK1001A01	1.000 EA
PK3083T	STYROFOAM PACKING CRADLE	1.000 EA
PK3088	MICROFOAM, 8"X"8 PERF. SHEETS 5,400/RL	1.000 EA

AC Induction Motor Performance Data

Record # 33219 - Typical performance - not guaranteed values

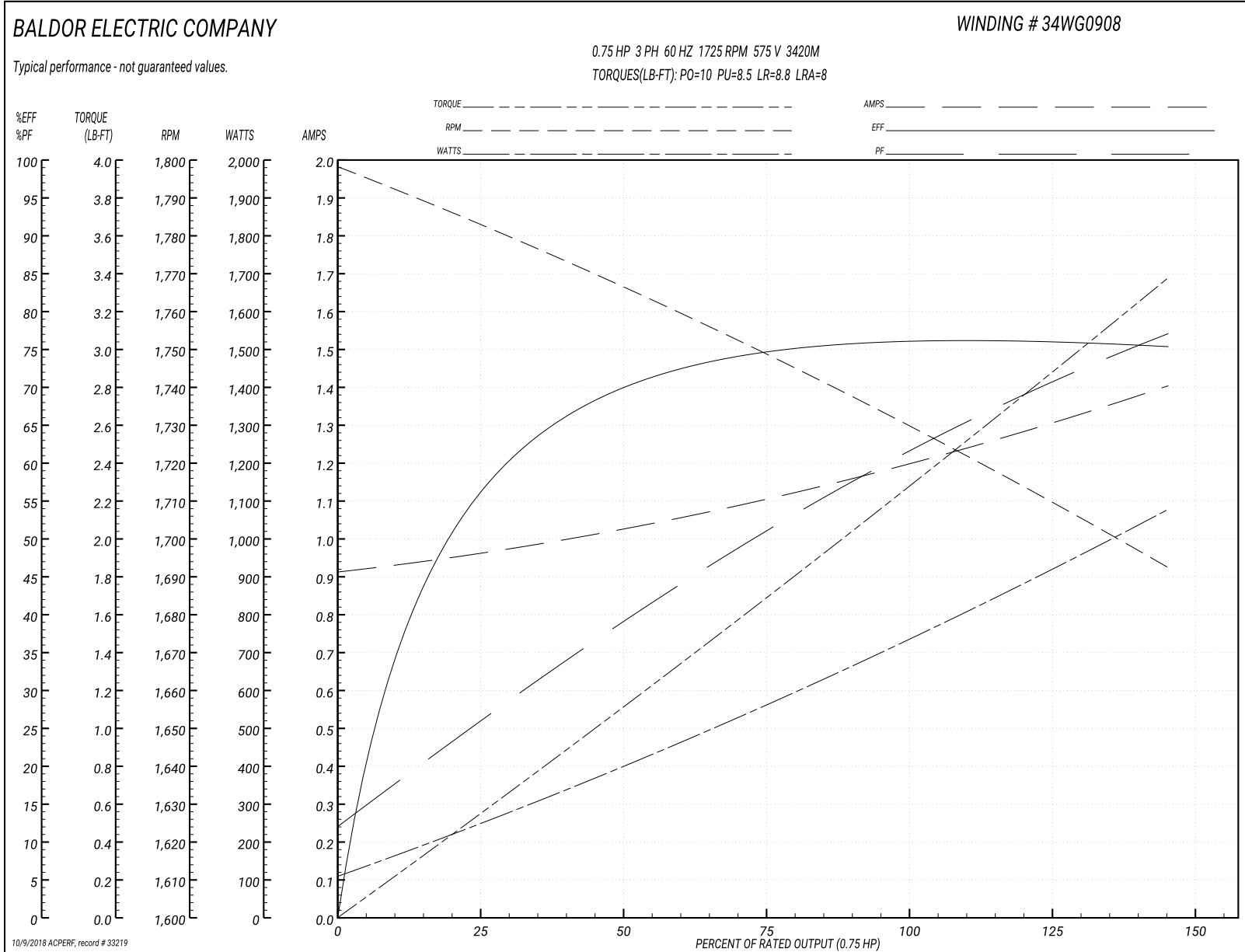
Winding: 34WG0908-R001	Type: 3420M	Enclosure: TEFC
-------------------------------	--------------------	------------------------

Nameplate Data				575 V, 60 Hz: Single Voltage Motor	
Rated Output (HP)	.75			Full Load Torque	2.25 LB-FT
Volts	575			Start Configuration	direct on line
Full Load Amps	1.2			Breakdown Torque	10 LB-FT
R.P.M.	1725			Pull-up Torque	8.5 LB-FT
Hz	60	Phase	3	Locked-rotor Torque	8.8 LB-FT
NEMA Design Code	B	KVA Code	K	Starting Current	8 A
Service Factor (S.F.)	1.25			No-load Current	0.9 A
NEMA Nom. Eff.	75.5	Power Factor	60	Line-line Res. @ 25°C	27.8 Ω
Rating - Duty	40C AMB-CONT			Temp. Rise @ Rated Load	48°C
S.F. Amps	1.4			Temp. Rise @ S.F. Load	59°C

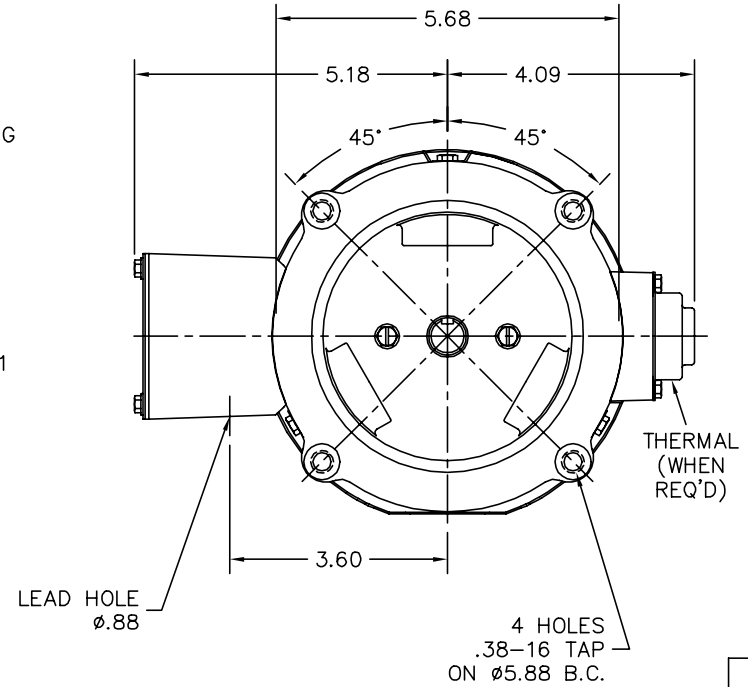
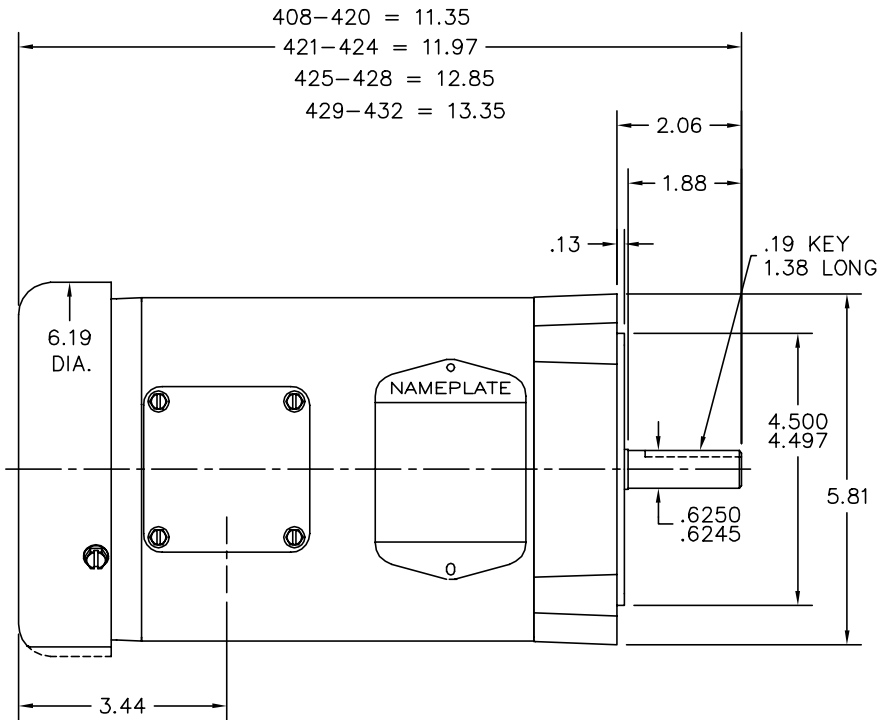
Load Characteristics 575 V, 60 Hz, 0.75 HP

% of Rated Load	25	50	75	100	125	150	S.F.
Power Factor	26	41	51	61	69	77	69
Efficiency	56.1	70	74.8	76.2	76	75.3	76
Speed	1783	1766	1749	1731	1711	1693	1711
Line amperes	1	1	1.1	1.2	1.3	1.4	1.3

Performance Graph at 575V, 60Hz, 0.75HP Typical performance - Not guaranteed values



34LYA063



CUSTOMER IS RESPONSIBLE FOR DETERMINING THAT BALDOR'S PRODUCT WILL PERFORM SUITABLY IN THE INTENDED APPLICATION.

REV. DESC: UPDATE PARTS		
REV. LTR: L	VERSION: 02	TDR: 000000998268
FILE: \AAA\00000\724	REVISED: 02:36:11 09/27/2016	BY: ENBENBO
MTL: -	☉ □	

BALDOR

STD VERT 34M NEMA 56C TEFC

SH 1 of 1

34LYA063

CD0006



NOTES:

1. THREE LEAD MOTOR MAY BE EITHER WYE CONNECTED OR DELTA CONNECTED.
2. INTERCHANGE ANY TWO LINE LEADS TO REVERSE ROTATION.
3. OPTIONAL THERMOSTATS ARE PROVIDED WHEN SPECIFIED.
4. ACTUAL NUMBER OF INTERNAL PARALLEL CIRCUITS MAY VARY.
5. LEAD COLORS ARE OPTIONAL. LEADS MUST BE NUMBERED AS SHOWN.

REV. DESC: REVISE TO SHOW OPTIONAL COLORS			
REV. LTR: D	BY: JLP	REVISED: 01/21/99 4:02	TDR: 0171435
9000D		FILE: AAA00005141	MDL: -
		MTL: -	

BALDOR ELECTRIC Co.

3PH, SV, 3 LEADS, WYE OR DELTA CONNECTED

CD0006