



GSP

CAST IRON SUMP AND EFFLUENT PUMPS

FEATURES

- Reliable mechanical switch coupled with solid float for dependable performance
- Oil-cooled motor permanently lubricated for extended service life and is powered for continuous operation
- Premium mechanical seal design provides superior protection against sand and abrasive damage (Silicon Carbide/Carbon/BUNA)
- Vortex impeller can handle solids up to ½" in size and resist clogging better than a traditional two-vane impeller
- Cast iron motor housing for optimal heat dissipation

APPLICATIONS

Specially designed for the following uses:

- Basement draining
- Water transfer
- Dewatering
- Filtered effluent

SPECIFICATIONS

- Discharge size: 1 ½" NPT
- Capacities: to 43 gpm
- Maximum head: 22 foot TDH
- Maximum solids handling: ½" spherical
- Impeller: vortex
- Temperature: 130° F (54° C)
- Mechanical seal: Silicon Carbide/Carbon/BUNA

MATERIALS OF CONSTRUCTION


Part Name	Material
Impeller	Thermoplastic (Nylon)
Casing	Cast Iron Motor Housing
Base/Volute/Strainer	Cast Iron
Motor Adapter	Cast Iron
Mechanical Seal	Silicon Carbide/Carbon/BUNA
Cord and Current	18 AWG, SJTW
Mechanical Switch	cURus listed, 15A, 125V
Fasteners	Stainless Steel
Handle	Stainless Steel
Float Bracket	Stainless Steel

- Corrosion resistant hardware for lifetime use
- Cast iron suction strainer encompasses entire base—designed to reduce debris entry (available on 0511 models)
- Built-in vent hole prevents air-binding with no added labor
- Upper and lower sleeve bearings
- Heavy duty, portable and compact unit
- Approved for Residential use (CSA/CUS Listed)
- Two year warranty

MOTOR

- ⅓ hp, 115V, 60 Hz, single phase, 10 amps maximum, 1550 rpm
- ½ hp, 115V, 60 Hz, single phase, 8 amps maximum, 1550 rpm
- Automatic vertical float, manual float switch option
- Built-in thermal overload protection
- Oil filled design
- ⅓ hp power cord: 9 foot standard length with NEMA 5-15P plug (models also available with 25-foot power cord)
- ½ hp power cord: 15 foot standard length with NEMA 5-15P plug

AGENCY LISTINGS

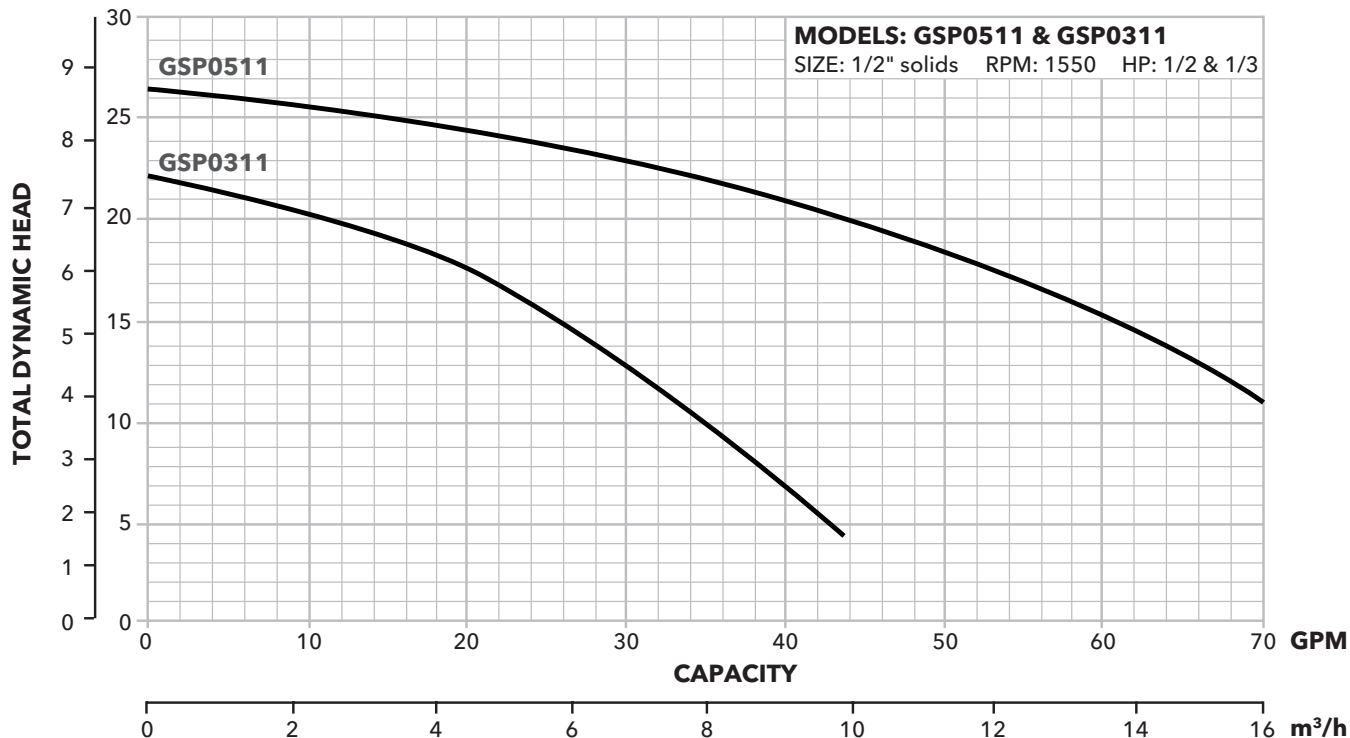
 Tested to UL778 CAN 22.2 by
 CSA International (Canadian Standards Association)

REPAIR PARTS

Part Description	Part No.	Part
GSP-SWITCH	9K701	Switch Assembly with Gasket and Hardware

PERFORMANCE CURVES

METERS FEET



MODEL INFORMATION

Model	Part No.	HP	Volts	Amps	Minimum Circuit Breaker	Phase	Float Switch Style	Cord Length	Discharge Connection	Minimum On Level	Minimum Off Level	Minimum Basin Diameter	Max. Solids Size	Shipping Weight
GSP	GSP0311	1/3	115	10	15A	1	Vertical	9'	1 1/2"	7 1/4"	3 1/2"	1'	1/2"	27 lbs
GSP	GSP0311M	1/3	115	10	15A	1	Not Supplied	9'	1 1/2"	-	-	1'	1/2"	27 lbs
GSP	GSP0311-25	1/3	115	10	15A	1	Vertical	25'	1 1/2"	7 1/4"	3 1/2"	1'	1/2"	28 lbs
GSP	GSP0311M-25	1/3	115	10	15A	1	Not Supplied	25'	1 1/2"	-	-	1'	1/2"	28 lbs
GSP	GSP0511	1/2	115	8	15A	1	Vertical	15'	1 1/2"	8 1/2"	3"	1'	1/2"	38 lbs
GSP	GSP0511M	1/2	115	8	15A	1	Not Supplied	15'	1 1/2"	-	-	1'	1/2"	37 lbs

GSP0311 PERFORMANCE RATINGS

Total Head (feet of water)	GPM	GPH
5	42	2520
10	35	2100
15	26	1560
20	11	660

GSP0511 PERFORMANCE RATINGS

Total Head (feet of water)	GPM	GPH
10	71	4260
15	56	3360
20	38	2280
23	20	1200

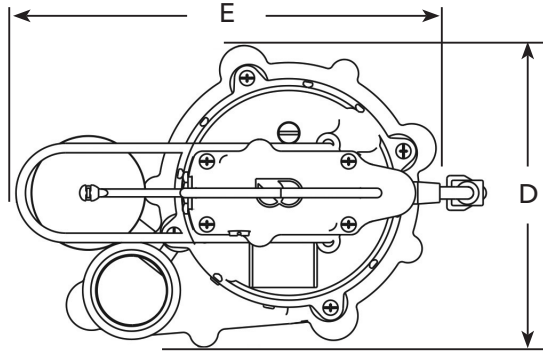
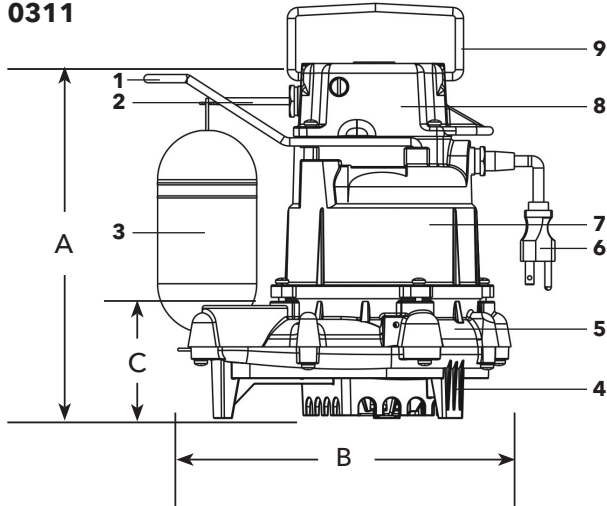
DIMENSIONS

	A	B	C	D	E
GSP0311	10.2"	11.8"	3.25"	7.5"	11.8"
GSP0311M	10.2"	10.4"	3.25"	7.5"	10.4"
GSP0511	12"	10.6"	5"	7.4"	10.6"
GSP0511M	12"	9.4"	5"	7.4"	9.4"

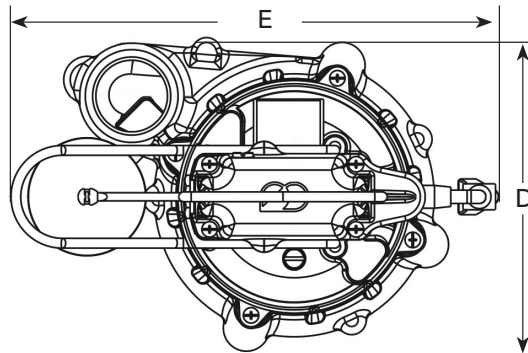
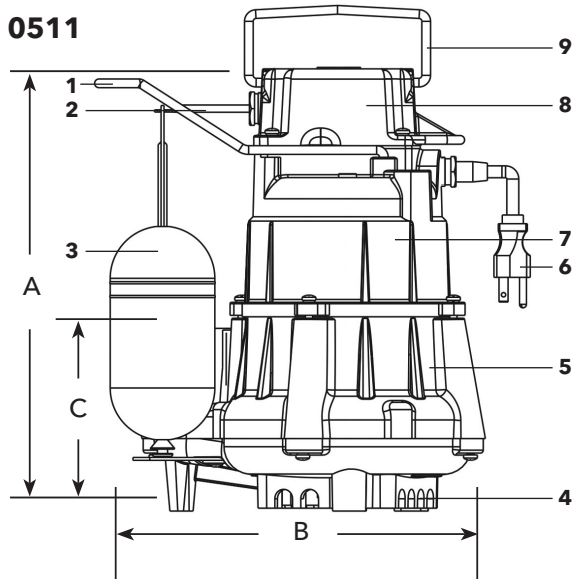
COMPONENTS

Item No.	Description	Item No.	Description
1	Float Bracket	6	Plug
2	Float Rod	7	Motor Dome
3	Float	8	Mechanical Switch Housing
4	Base	9	Handle
5	Seal Housing		

0311



0511



xylem
Let's Solve Water

Xylem Inc.
2881 East Bayard Street Ext., Suite A
Seneca Falls, NY 13148
Phone: (866) 325-4210
Fax: (888) 322-5877
www.xylem.com/goulds

Goulds is a registered trademark of Goulds Pumps, Inc. and is used under license.
© 2019 Xylem Inc. BGSP0305 R1 June 2019