



Primary Sump Pump - S3033

S3033 1/3 HP 3000 GPH @ 10'

5*
year
warranty




Model shown:
S3033-DFC2

- Cast Iron/Stainless Steel Construction
- Energy efficient PSC motors
- Continuous duty rated

* 5 year warranty is available when purchased and installed by a contractor, otherwise the original 4 year warranty is applicable

Industrial Grade for the Residential Market

Switch Options Available:



Models available:

- S3033-NS (No Switch - pump only)
- S3033-DFC1 (Includes Standard Controller with Dual Float Switch)
- S3033-DFC1.5 (Includes Enhanced Controller with Dual Float Switch)
- S3033-DFC2 (Includes Deluxe Controller with Dual Float Switch)
- S3033-VS (No Controller - pump and Vertical Switch only)
- S3033-VSC1.5 (Includes Enhanced Controller with Vertical Float Switch)
- S3033-VSC2 (Includes Deluxe Controller with Vertical Float Switch)
- S3033-TS (No Controller - pump and Tether Switch only)
- S3033-TSC1.5 (Includes Enhanced Controller with Tether Switch)
- S3033-TSC2 (Includes Deluxe Controller with Tether Switch)



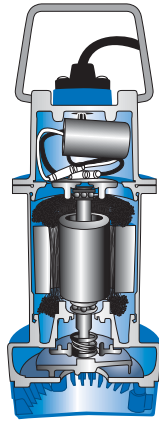
www.StopFlooding.com

800-991-0466

Primary Sump Pump - S3033

Pump Features and Construction

- Cast iron / stainless steel construction
- Continuous duty rated
- Energy efficient permanent split capacitor (PSC) motor
- Thermally protected
- Water cooled motor (no cooling oil)
- Stainless steel shaft and fasteners
- Upper and lower sealed ball bearings
- Dual carbon/ ceramic seals plus (1) Buna-N-Seal
- 1-1/2" outlet
- Polycarbonate impeller
- 10' Pump cord



Specifications and Dimensions

Flow @ 0 ft. Head	3900 GPH/ 65 GPM
Flow @ 10 ft. Head	3000 GPH/ 50 GPM
Gallons per watt hour	6.3 G/Wh
Max Head	30 ft. (9.1m)
Strainer	Polypropylene
Discharge	1-1/2" (3.8 cm.)
Motor HP/Type	1/3 HP - PSC Motor
Voltage	115 VAC, 60 Hz
Amp. Draw @ 10 ft. Head	4 Amps
Width	7.9" (20.1 cm)
Depth	5.3" (13.5 cm)
Height	13.0" (33.0 cm)
Weight	20 lbs. (9.1 kg)

Mix and Match Ordering

You have flexibility to order any pump with any switch

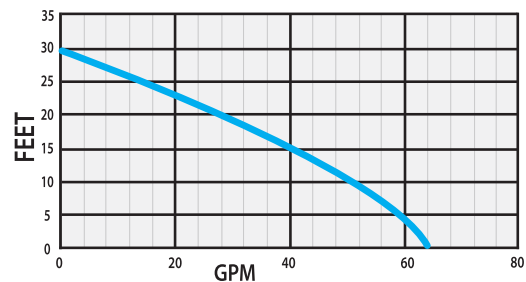
- **Option 1** - Order a pump and a switch as separate items
- **Option 2** - Order as a pre-packaged system with any switch in a single carton, ready for delivery

Switches and Controllers Comparison

	Standard	Enhanced	Deluxe
	DFC1	DFC1.5 VSC1.5 TSC1.5	DFC2 VSC2 TSC2
Available with Dual Float Switch	•	•	•
Available with low voltage Vertical Switch		•	•
Available with Tether Switch		•	•
Sounds an alarm and alerts when:			
AC power has failed			•
Pump or float problem is detected			•
9V battery is low or slide switch is off			•
Remote Notification Connections: (Allows for connection to external devices)			
USB Data Port (Can send specific email, text, or In-App notifications to your phone, tablet or computer)			•
Remote Terminal (Allows for basic alerts via text, email, In-App, home security, or other dry-contact based device)			•
Float switch can be unplugged from controller for easy installation		•	•
System operating light (flashes)		•	•
Adjustable run time from 5-45 seconds after the float drops		•	•
Activates pump weekly to exercise and extend pump life		•	•
Universal controller mounting tabs		•	•
2' power cord		•	
4' power cord			•
10' float switch cord	•	•	•
Piggy-back plug	•	•	•
High Water Accessory Available			•

Includes: Switch, manual and stainless steel hose clamp

Flow Chart



Why Pro Series Pumps?

Premium Components

- Designed for higher pumping capacities, increased energy efficiencies, resulting in proven reliability
- Industrial grade, built for the residential market
- PSC motors
- Upper and lower ball bearings

Energy Savings

- The S3 Series saves an average of \$55 per year (Based on an average sump pump run time of five minutes per hour for one year. The estimated average of a 1/3 HP shaded pole motor is 9.5 Amps. Average electric cost per-kilowatt-hour is \$0.12)

Exceeding Expectations

- Patented switches and controllers with state-of-the-art monitoring systems
- "Good, Better, Best" offering allows for a wide range of products to best fit your needs

On the Forefront of Technology

- Many of the models within the PHCC Pro Series line have a USB Data Port and Remote Terminal which allows for connection to an external device that can notify a home owner of a problem or needed maintenance while away from home
- Receive text, email, or in-app notifications while away from home

Available from: