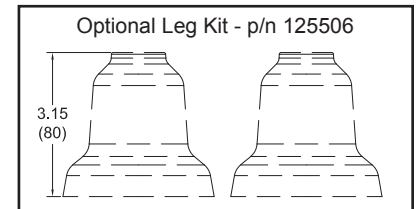
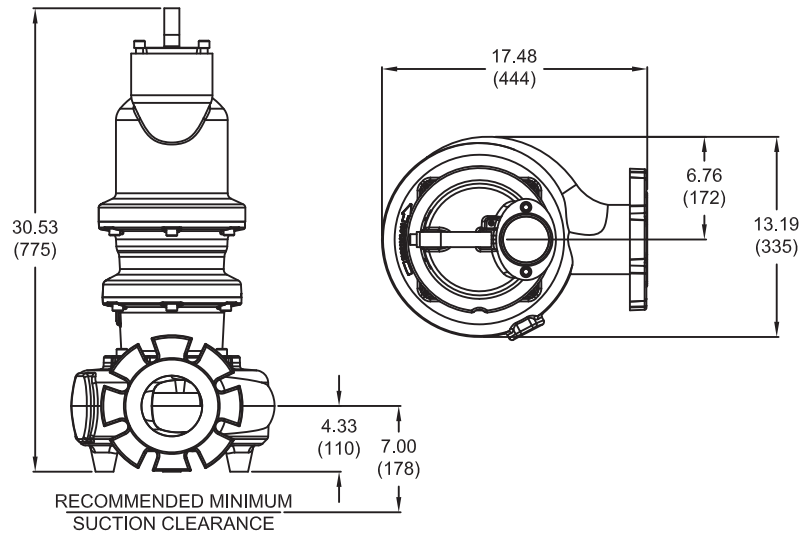


Demersible Non-Clog Pumps

#2 Frame Driver

inches
(mm)



Model No.	Imp. Dia. inches (mm)	HP	Voit	PH	Hz	RPM	NEMA Start Code	Full Load Amps	S.F.	S.F. Amps	Locked Rotor Amps	Cord P/N ▲	Cord Size					
7365*-429-1S-30N	5.51 (140)	7.5	208	3	60	3450	M	24.2	1.2	28.0	173.9	125496	12/4 - 18/4					
			230					25.4						28.2	201.0	125496	12/4 - 18/4	
			460					12.7						1.2	14.1	100.5	125497	12/4 - 18/4
7365*-429-87-30N	5.51 (140)	7.5	575	3	60	3450	M	10.2	1.2	11.3	80.4	125497	12/4 - 18/4					
7365*-429-1T-30N	6.30 (160)	10	208	3	60	3450	K	30.8	1.2	37.0	173.9	125498	8/4 - 18/4					
			230					30.1						1.2	34.8	201.0	125498	8/4 - 18/4
			460					15.1						1.2	17.4	100.5	125497	12/4 - 18/4
7365*-429-88-30N	6.30 (160)	10	575	3	60	3450	K	12.1	1.2	13.9	80.4	125497	12/4 - 18/4					

* FOR NON-EXPLOSION PROOF (STANDARD) MODELS, USE FIGURE NUMBER 7365N.

▲ CORD SOLD SEPARATELY. CORD SUFFIX: XC - 30 FEET, XF - 50 FEET, XJ - 75 FEET, OR XL - 100 FEET.

IMPORTANT !

- 1.) MOISTURE AND TEMPERATURE SENSORS **MUST** BE CONNECTED TO VALIDATE THE CSA LISTING.
 - 2.) A SPECIAL MOISTURE SENSOR RELAY IS REQUIRED IN THE CONTROL PANEL FOR PROPER OPERATION OF THE MOISTURE SENSORS. CONTACT CP&S FOR INFORMATION CONCERNING MOISTURE SENSING RELAYS FOR CUSTOMER SUPPLIED CONTROL PANELS.
 - 3.) THESE PUMPS ARE CSA LISTED FOR PUMPING WATER AND WASTEWATER. **DO NOT USE TO PUMP FLAMMABLE LIQUIDS.** NOT SUITABLE FOR ENVIRONMENTS CONTAINING GASOLINE OR HEXANE.
 - 4.) INSTALLATIONS SUCH AS DECORATIVE FOUNTAINS OR WATER FEATURES PROVIDED FOR VISUAL ENJOYMENT MUST BE INSTALLED IN ACCORDANCE WITH THE NATIONAL ELECTRIC CODE ANSI/NFPA 70 AND/OR THE AUTHORITY HAVING JURISDICTION. THIS PUMP IS NOT INTENDED FOR USE IN SWIMMING POOLS, RECREATIONAL WATER PARKS, OR INSTALLATIONS IN WHICH HUMAN CONTACT WITH PUMPED MEDIA IS A COMMON OCCURRENCE.
 - 5.) A **NON-SPARKING** BREAKAWAY FITTING MUST BE USED TO VALIDATE THE EXPLOSION PROOF LISTING.
 - 6.) WINDING RESISTANCE ± 7.5%. WINDING RESISTANCE MEASURED IN OHMS @ 25°C (BETWEEN LINES) AT MOTOR LEADS.
 - 7.) PUMP RATED FOR OPERATION AT ± 10% VOLTAGE AT MOTOR.
 - 8.) ALL EXPLOSION PROOF PUMPS AND MOTORS ARE CSA EXPLOSION-PROOF TO CLASS I DIVISION 1 GROUPS C&D T4 RATING
- ** CUSTOMER TO SPECIFY IMPELLER DIAMETER WHEN ORDERING.

Size 4VL (Vortex)

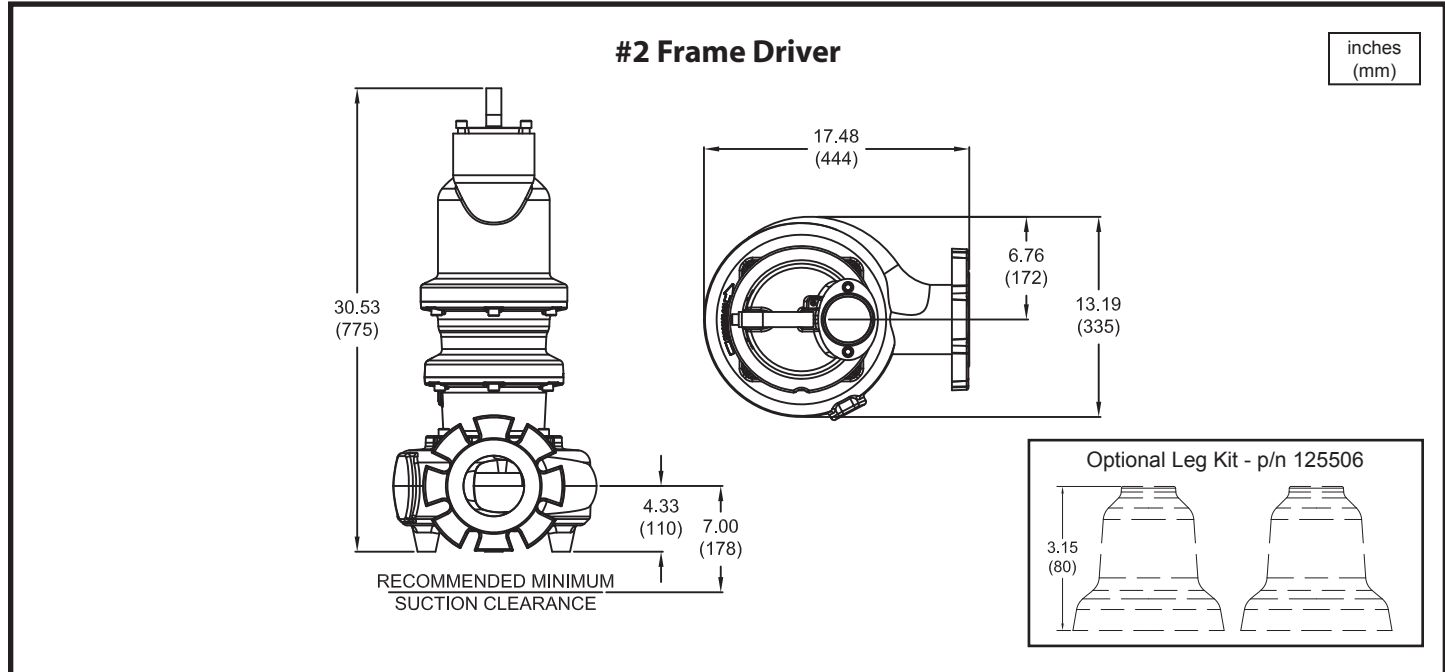
3" Spherical Solids Handling

7365*-430

DEMING®

www.cranepumps.com

Demersible Non-Clog Pumps



Model No.	Imp. Dia. inches (mm)	HP	Volt	PH	Hz	RPM	NEMA Start Code	Full Load Amps	S.F.	S.F. Amps	Locked Rotor Amps	Cord P/N ▲	Cord Size
7365*-430-25-10N	6.89 (175)	2	208	1	60	1750	G	10.4	1.2	12.1	59.1	125496	12/4 - 18/4
			230				J	10.7	1.2	11.9	66.3	125496	12/4 - 18/4
7365*-430-1M-30N	6.89 (175)	2	208	3	60	1750	P	7.4	1.2	8.3	58.2	125496	12/4 - 18/4
			230					7.4	1.2	8.0	65.8	125496	12/4 - 18/4
			460					3.7	1.2	4.0	32.9	125497	12/4 - 18/4
7365*-430-70-30N	6.89 (175)	2	575	3	60	1750	T	3.9	1.2	4.2	37.0	125497	12/4 - 18/4
7365*-430-26-10N	7.48 (190)	3	208	1	60	1750	D	14.9	1.2	118.5	59.1	125496	12/4 - 18/4
			230				F	14.1	1.2	16.5	66.3	125496	12/4 - 18/4
7365*-430-1P-30N	7.48 (190)	3	208	3	60	1750	K	9.7	1.2	11.4	58.2	125496	12/4 - 18/4
			230					9.2	1.2	10.6	65.8	125496	12/4 - 18/4
			460					4.6	1.2	5.3	32.9	125497	12/4 - 18/4
7365*-430-71-30N	7.48 (190)	3	575	3	60	1750	N	4.5	1.2	4.9	37.0	125497	12/4 - 18/4
7365*-430-27-10N	8.07 (175)	5	208	1	60	1750	D	27.2	1.2	35.6	99.9	125498	8/4 - 18/4
			230				F	25.4	1.2	30.2	112.4	125496	12/4 - 18/4
7365*-430-1R-30N	8.07 (175)	5	208	3	60	1750	J	15.8	1.2	18.7	82.4	125496	12/4 - 18/4
			230					15.0	1.2	17.2	92.4	125496	12/4 - 18/4
			460					7.5	1.2	8.6	46.2	125497	12/4 - 18/4
7365*-430-72-30N	8.07 (175)	5	575	3	60	1750	J	6.0	1.2	6.9	37.0	125497	12/4 - 18/4

* FOR NON-EXPLOSION PROOF (STANDARD) MODELS, USE FIGURE NUMBER 7365N.

▲ CORD SOLD SEPARATELY. CORD SUFFIX: XC - 30 FEET, XF - 50 FEET, XJ - 75 FEET, OR XL - 100 FEET.

IMPORTANT !

- 1.) MOISTURE AND TEMPERATURE SENSORS **MUST** BE CONNECTED TO VALIDATE THE CSA LISTING.
 - 2.) A SPECIAL MOISTURE SENSOR RELAY IS REQUIRED IN THE CONTROL PANEL FOR PROPER OPERATION OF THE MOISTURE SENSORS. CONTACT CP&S FOR INFORMATION CONCERNING MOISTURE SENSING RELAYS FOR CUSTOMER SUPPLIED CONTROL PANELS.
 - 3.) THESE PUMPS ARE CSA LISTED FOR PUMPING WATER AND WASTEWATER. **DO NOT USE TO PUMP FLAMMABLE LIQUIDS.** NOT SUITABLE FOR ENVIRONMENTS CONTAINING GASOLINE OR HEXANE.
 - 4.) INSTALLATIONS SUCH AS DECORATIVE FOUNTAINS OR WATER FEATURES PROVIDED FOR VISUAL ENJOYMENT MUST BE INSTALLED IN ACCORDANCE WITH THE NATIONAL ELECTRIC CODE ANSI/NFPA 70 AND/OR THE AUTHORITY HAVING JURISDICTION. THIS PUMP IS NOT INTENDED FOR USE IN SWIMMING POOLS, RECREATIONAL WATER PARKS, OR INSTALLATIONS IN WHICH HUMAN CONTACT WITH PUMPED MEDIA IS A COMMON OCCURRENCE.
 - 5.) A **NON-SPARKING** BREAKAWAY FITTING MUST BE USED TO VALIDATE THE EXPLOSION PROOF LISTING.
 - 6.) WINDING RESISTANCE ± 7.5%. WINDING RESISTANCE MEASURED IN OHMS @ 25°C (BETWEEN LINES) AT MOTOR LEADS.
 - 7.) PUMP RATED FOR OPERATION AT ± 10% VOLTAGE AT MOTOR.
 - 8.) ALL EXPLOSION PROOF PUMPS AND MOTORS ARE CSA EXPLOSION-PROOF TO CLASS I DIVISION 1 GROUPS C&D T4 RATING
- ** CUSTOMER TO SPECIFY IMPELLER DIAMETER WHEN ORDERING.

SECTION 42A
PAGE 44
DATE 2/18



PUMPS & SYSTEMS

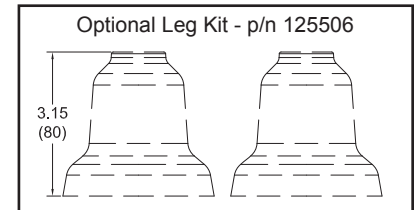
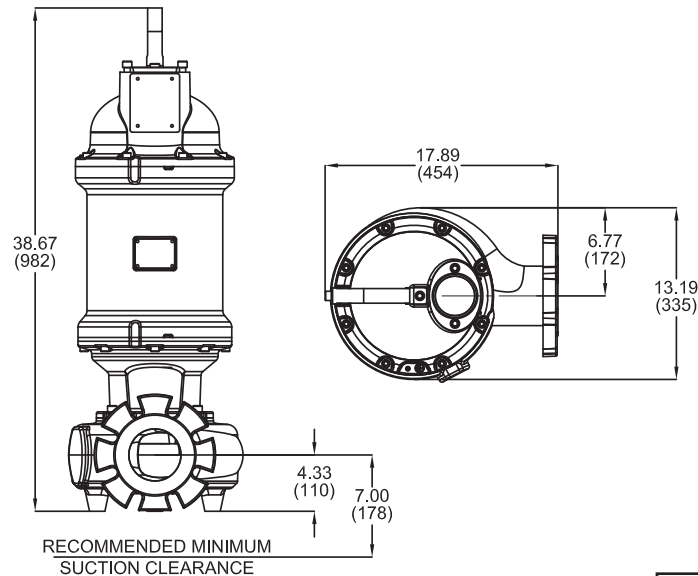
A Crane Co. Company

USA: (937) 778-8947 • Canada: (905) 457-6223 • International: (937) 615-3598

Demersible Non-Clog Pumps

#3 Frame Driver

inches
(mm)



Model No.	Imp. Dia. inches (mm)	HP	Volt	PH	Hz	RPM	NEMA Start Code	Full Load Amps	S.F.	S.F. Amps	Locked Rotor Amps	Cord P/N ▲	Cord Size
7365*-429-1K-30N	6.69 (170)	15	208	3	60	3450	E	54.1	1.2	59.0	195.7	125498	8/4 - 18/4
			230					48.9		57.1		125498	8/4 - 18/4
			460					24.4		28.5		88.5	125497
7365*-429-75-30N	6.69 (170)	15	575	3	60	3450	E	19.5	1.2	22.8	70.8	125497	12/4 - 18/4
7365*-429-1L-30N	7.09 (180)	20	230	3	60	3450	J	50.8	1.2	59.0	189.0	125498	8/4 - 18/4
			460					25.4		29.7		88.5	125497
7365*-429-76-30N	7.09 (180)	20	575	3	60	3450	J	20.3	1.2	23.8	151.2	125497	12/4 - 18/4
7365*-429-62-30N	7.29 (185)	25	460	3	60	3450	G	30.8	1.2	36.7	189.0	125499	8/4 - 18/4
7365*-429-77-30N	7.29 (185)	25	575	3	60	3450	G	24.6	1.2	29.4	151.2	125497	12/4 - 18/4
7365*-429-63-30N	7.68 (195)	30	460	3	60	3450	F	36.7	1.2	44.3	189.0	125499	8/4 - 18/4
7365*-429-78-30N	7.68 (195)	30	575	3	60	3450	F	29.4	1.2	35.4	151.2	125499	8/4 - 18/4

* FOR NON-EXPLOSION PROOF (STANDARD) MODELS, USE FIGURE NUMBER 7365N.

▲ CORD SOLD SEPARATELY. CORD SUFFIX: XF - 50 FEET, XJ - 75 FEET, OR XL - 100 FEET.

IMPORTANT !

- 1.) MOISTURE AND TEMPERATURE SENSORS **MUST** BE CONNECTED TO VALIDATE THE CSA LISTING.
 - 2.) A SPECIAL MOISTURE SENSOR RELAY IS REQUIRED IN THE CONTROL PANEL FOR PROPER OPERATION OF THE MOISTURE SENSORS. CONTACT CP&S FOR INFORMATION CONCERNING MOISTURE SENSING RELAYS FOR CUSTOMER SUPPLIED CONTROL PANELS.
 - 3.) THESE PUMPS ARE CSA LISTED FOR PUMPING WATER AND WASTEWATER. **DO NOT USE TO PUMP FLAMMABLE LIQUIDS.** NOT SUITABLE FOR ENVIRONMENTS CONTAINING GASOLINE OR HEXANE.
 - 4.) INSTALLATIONS SUCH AS DECORATIVE FOUNTAINS OR WATER FEATURES PROVIDED FOR VISUAL ENJOYMENT MUST BE INSTALLED IN ACCORDANCE WITH THE NATIONAL ELECTRIC CODE ANSI/NFPA 70 AND/OR THE AUTHORITY HAVING JURISDICTION. THIS PUMP IS NOT INTENDED FOR USE IN SWIMMING POOLS, RECREATIONAL WATER PARKS, OR INSTALLATIONS IN WHICH HUMAN CONTACT WITH PUMPED MEDIA IS A COMMON OCCURRENCE.
 - 5.) A **NON-SPARKING** BREAKAWAY FITTING MUST BE USED TO VALIDATE THE EXPLOSION PROOF LISTING.
 - 6.) WINDING RESISTANCE ± 7.5%. WINDING RESISTANCE MEASURED IN OHMS @ 25°C (BETWEEN LINES) AT MOTOR LEADS.
 - 7.) PUMP RATED FOR OPERATION AT ± 10% VOLTAGE AT MOTOR.
 - 8.) ALL EXPLOSION PROOF PUMPS AND MOTORS ARE CSA EXPLOSION-PROOF TO CLASS I DIVISION 1 GROUPS C&D T4 RATING
- ** CUSTOMER TO SPECIFY IMPELLER DIAMETER WHEN ORDERING.

Size 4VL (Vortex)

3" Spherical Solids Handling

7365*-429

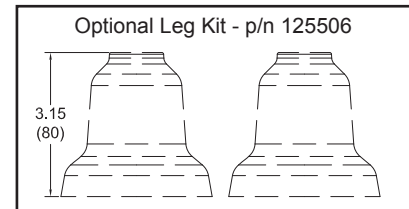
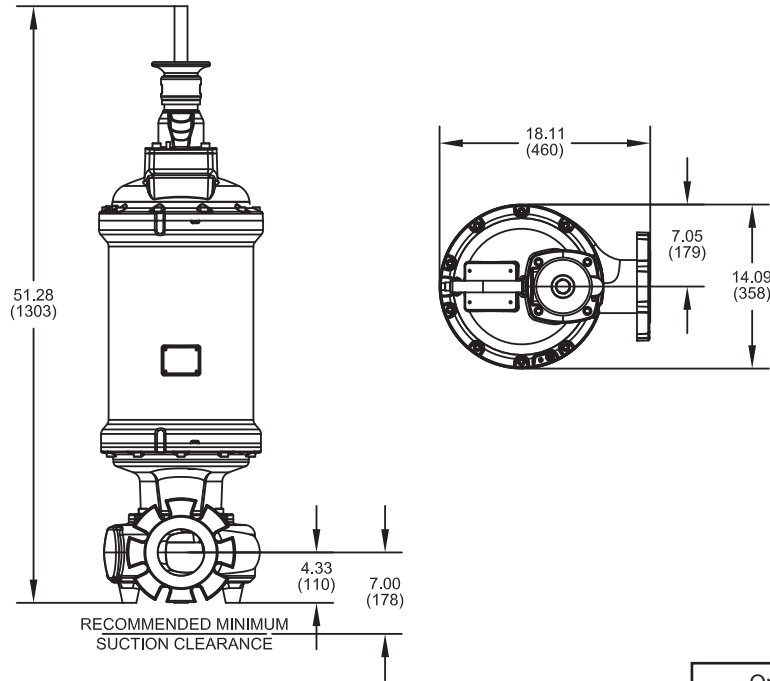
DEMING®

www.cranepumps.com

Demersible Non-Clog Pumps

#4 Frame Driver

inches
(mm)



Model No.	Imp. Dia. inches (mm)	HP	Volt	PH	Hz	RPM	NEMA Start Code	Full Load Amps	S.F.	S.F. Amps	Locked Rotor Amps	Cord P/N ▲	Cord Size
7365*-429-16-30N	7.09 (180)	20	208	3	60	3450	G	75.8	1.2	87.0	348.0	138319	2/4 - 18/4
7365*-429-32-30N	7.29 (185)	25	208	3	60	3450	G	90.0	1.2	106.0	386.0	138319	2/4 - 18/4
			80.0					94.0		138319		2/4 - 18/4	
7365*-429-33-30N	7.68 (195)	30	208	3	60	3450	E	106.0	1.2	128.2	386.0	138319	2/4 - 18/4
			94.0					109.0		138319		2/4 - 18/4	
7365*-429-49-30N	8.07 (205)	40	230	3	60	3450	H	116.2	1.2	135.1	658.0	138319	2/4 - 18/4
7365*-429-64-30N	8.07 (205)	40	460	3	60	3450	H	58.1	1.2	67.4	329.0	138318	6/4 - 18/4
7365*-429-79-30N	8.07 (205)	40	575	3	60	3450	H	46.5	1.2	55.8	263.2	138317	8/4 - 18/4

* FOR NON-EXPLOSION PROOF (STANDARD) MODELS, USE FIGURE NUMBER 7365N.

▲ CORD SOLD SEPARATELY. CORD SUFFIX: XF - 50 FEET, XJ - 75 FEET, OR XL - 100 FEET.

IMPORTANT !

- 1.) MOISTURE AND TEMPERATURE SENSORS **MUST** BE CONNECTED TO VALIDATE THE CSA LISTING.
 - 2.) A SPECIAL MOISTURE SENSOR RELAY IS REQUIRED IN THE CONTROL PANEL FOR PROPER OPERATION OF THE MOISTURE SENSORS. CONTACT CP&S FOR INFORMATION CONCERNING MOISTURE SENSING RELAYS FOR CUSTOMER SUPPLIED CONTROL PANELS.
 - 3.) THESE PUMPS ARE CSA LISTED FOR PUMPING WATER AND WASTEWATER. **DO NOT USE TO PUMP FLAMMABLE LIQUIDS.** NOT SUITABLE FOR ENVIRONMENTS CONTAINING GASOLINE OR HEXANE.
 - 4.) INSTALLATIONS SUCH AS DECORATIVE FOUNTAINS OR WATER FEATURES PROVIDED FOR VISUAL ENJOYMENT MUST BE INSTALLED IN ACCORDANCE WITH THE NATIONAL ELECTRIC CODE ANSI/NFPA 70 AND/OR THE AUTHORITY HAVING JURISDICTION. THIS PUMP IS NOT INTENDED FOR USE IN SWIMMING POOLS, RECREATIONAL WATER PARKS, OR INSTALLATIONS IN WHICH HUMAN CONTACT WITH PUMPED MEDIA IS A COMMON OCCURRENCE.
 - 5.) A **NON-SPARKING** BREAKAWAY FITTING MUST BE USED TO VALIDATE THE EXPLOSION PROOF LISTING.
 - 6.) WINDING RESISTANCE $\pm 7.5\%$. WINDING RESISTANCE MEASURED IN OHMS @ 25°C (BETWEEN LINES) AT MOTOR LEADS.
 - 7.) PUMP RATED FOR OPERATION AT $\pm 10\%$ VOLTAGE AT MOTOR.
 - 8.) ALL EXPLOSION PROOF PUMPS AND MOTORS ARE CSA EXPLOSION-PROOF TO CLASS I DIVISION 1 GROUPS C&D T4 RATING
- ** CUSTOMER TO SPECIFY IMPELLER DIAMETER WHEN ORDERING.

SECTION 42A
PAGE 46
DATE 2/18

CRANE®

A Crane Co. Company

PUMPS & SYSTEMS

USA: (937) 778-8947 • Canada: (905) 457-6223 • International: (937) 615-3598