



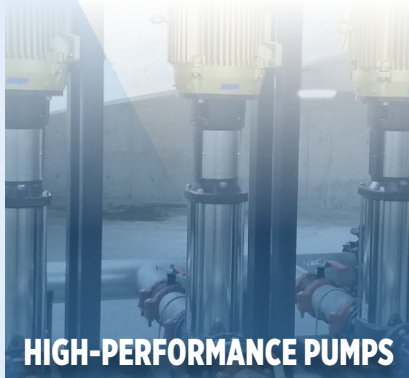
Franklin Electric

WATER SYSTEMS

PRODUCTS & APPLICATIONS



YOUR PARTNER FOR **WATER SYSTEMS**




HIGH-PERFORMANCE PUMPS

Our proven portfolio of submersible and surface pumps are designed for superior durability, efficiency and performance.



LEGENDARY MOTORS

Unrivaled performance powered by over 75 years of expertise as the world's largest manufacturer of submersible motors.



ENGINEERED DRIVES

An innovative line of starter and drive panels designed specifically for ease-of-use in water pumping applications.



Franklin Electric

Franklin Electric makes choosing the right products for your water system needs easy. We collaborate with our customer partners to determine the best product solution suited for your specific application requirements. With Franklin Electric, you have confidence in knowing our team of water system experts are here for you every step of the way.

From groundwater to wastewater and more, Franklin Electric's diverse product portfolio combined with industry-leading technical support and service tools, help save you time and money. View our proven application capabilities for a wide array of industry solutions.

OUR BRANDS

FPS

BOOSTER PUMPS
CENTRIFUGAL PUMPS
SUBMERSIBLE & VERTICAL LINESHAFT TURBINES
SUBMERSIBLE WASTEWATER PUMPS


Little GIANT

CONDENSATE PUMPS
MAGNETIC DRIVE PUMPS
SUMP, SEWAGE & EFFLUENT PUMPS
UTILITY PUMPS

PIONEER PUMP

CENTRIFUGAL PUMPS
DIESEL-DRIVEN PACKAGES
ELECTRIC-DRIVEN PACKAGES

OUR PRODUCTS



BOOSTER PUMPS & PACKAGES



DRIVES & PROTECTION



SUBMERSIBLE MOTORS



**SUBMERSIBLE & VERTICAL
LINESHAFT TURBINES**



**SURFACE PUMPS,
PACKAGES & CONTROLS**



**WASTEWATER PUMPS,
PACKAGES & CONTROLS**

YOUR MARKETS



AGRICULTURE & IRRIGATION



COMMERCIAL BUILDINGS



INDUSTRIAL



MINING




MUNICIPAL & WASTEWATER



RESIDENTIAL

AGRICULTURE & IRRIGATION



SUBMERSIBLE PUMPS & VERTICAL LINESHAFT TURBINES

Submersible turbine pumps are available in custom configurations to meet demanding application requirements.



MOTORS & CONTROL BOXES

Our submersible motors are built to last and come in a variety of construction options, including high efficiency motor systems for long- or continuous-run applications.



SOLAR PUMPING SYSTEMS

The Photon SolarPAK is a rugged, high-output system that harnesses the power of the sun to tackle the challenges of water pumping in harsh and remote environments.



DRIVES & PROTECTION

Equip a Franklin Electric drive to protect, monitor, and meet the different needs and demands of each application with the same pump.



SURFACE PUMPS

Cover a wide range of configurations and applications from small residential jobs to large industrial and agricultural applications. Includes D, AG, DR, and VR Series, Versajet, End Gun Booster, and Pioneer Standard Centrifugal pumps.



DIESEL-DRIVEN SKID & TRAILER PACKAGES

A comprehensive range of diesel packaged options for fixed and portable installations.



BOOSTER PUMPS & SYSTEMS

The Inline 1100 SpecPAK, BT4 Series, and VR Series pressure boosting systems are compact and economical ways to meet all of your pressure boosting needs.



GAS ENGINE PUMPS

Pumps that are ideal for portable water transfer in center pivot applications where electric power is not available.



EFFLUENT PUMPS

For effluent wastewater removal, dewatering, and water transfer from basins or lift stations. Includes the E Series.



SUMP PUMP SYSTEMS

Little Giant sump pumps remove standing water from basins and can be used for general dewatering and water transfer. Includes Simplex and Duplex Systems.





COMMERCIAL BUILDINGS



DIESEL- & ELECTRIC-DRIVEN SKID & TRAILER PACKAGES

A comprehensive range of diesel or electric packaged options for fixed and portable installations. Typically designed with vacuum-assisted priming pumps to deliver extreme flows with high head capability.



GRINDER PUMPS & PACKAGES

Protects and grinds. Ideal for residential and light commercial sewage waste transfer where high head conditions exist. Includes our low-pressure sewer system, PowerSewer®, and other grinder packages.



SUBMERSIBLE NON-CLOG PUMPS & PACKAGES

Available in single- and three-phase power options, the NC(X) Series provides a rugged, maintenance-friendly wastewater transfer solution with hazardous location configurations.



SEWAGE PUMPS & SYSTEMS

It's a dirty job, but Little Giant sewage pumps are made for the tough and demanding task of effluent and wastewater transfer. Includes 16S, 18S, and 20S Series.



SUMP PUMPS & SYSTEMS

Little Giant sump pumps remove standing water from basins and can be used for general dewatering and water transfer. Includes HT-6E Series and WRS Series.



END SUCTION CENTRIFUGAL PUMPS

Whether pumping clear liquids or solids, these robust and highly engineered pumps offer close-coupled and frame mounted end suction solutions for your application.



BOOSTER PUMPS & SYSTEMS

The Inline 1100 SpecPAK™ and VR SpecPAK™ Pressure Boosting Systems are compact, configurable, and economical solutions that ensure the water pressure stays constant throughout the application.



SUBMERSIBLE PUMPS & VERTICAL LINESHAFT TURBINES

Submersible turbine pumps are available in custom configurations to meet demanding application requirements.



SOLAR PUMPING SYSTEMS

The Photon SolarPAK is a rugged, high-output system that harnesses the power of the sun to tackle the challenges of water pumping in harsh and remote environments.



DRIVES & PROTECTION

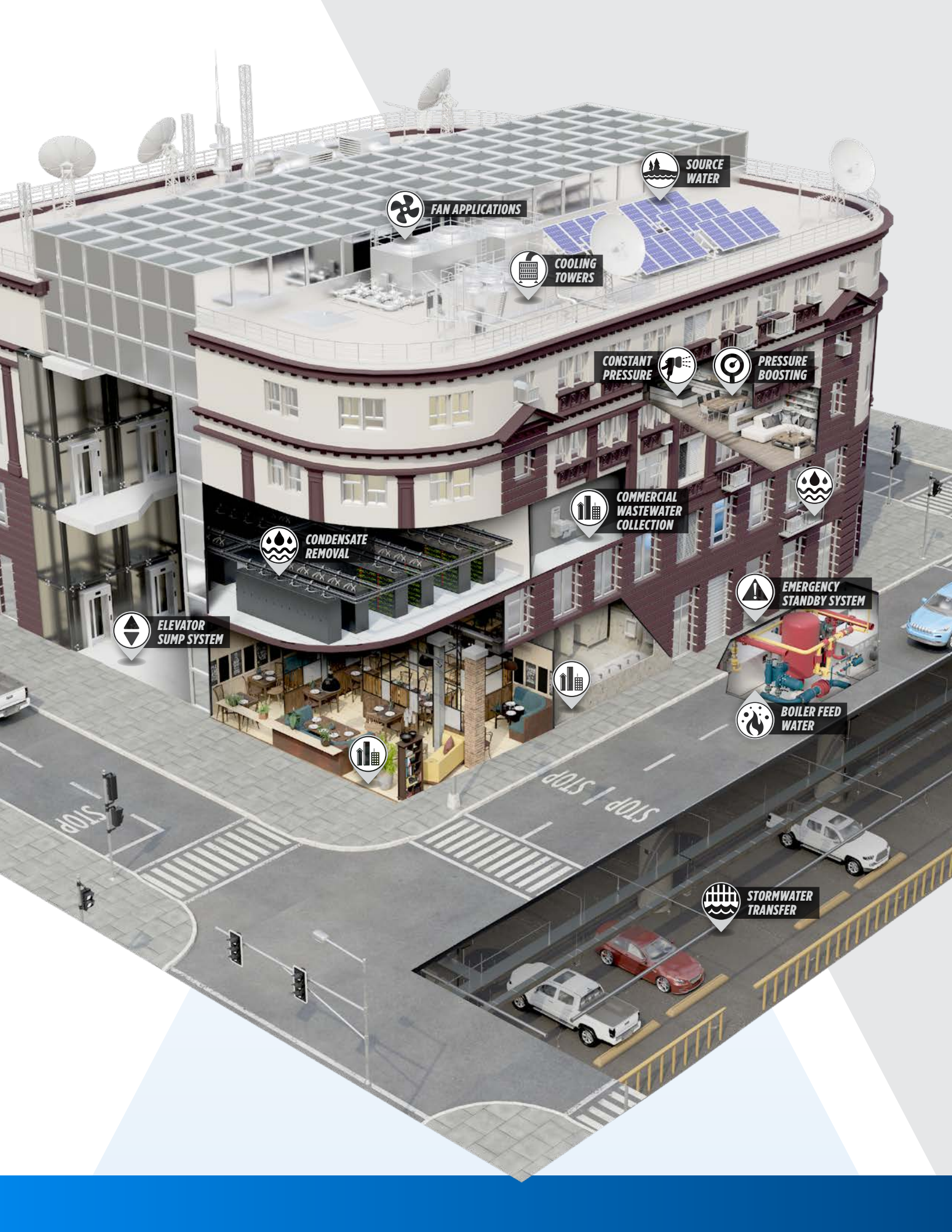
Available in multiple packaged configurations, our drives control and protect motors for the most demanding applications in pump, HVAC and industrial markets.



CONDENSATE REMOVAL PUMPS

Don't sweat it. Little Giant condensate pumps are designed for the automatic collection and removal of condensate in HVAC, high-temperature, and plenum applications. Includes HT-VCL Series.





SOURCE WATER

FAN APPLICATIONS

COOLING TOWERS

CONSTANT PRESSURE

PRESSURE BOOSTING

CONDENSATE REMOVAL

ELEVATOR SUMP SYSTEM

COMMERCIAL WASTEWATER COLLECTION

EMERGENCY STANDBY SYSTEM

BOILER FEED WATER

STORMWATER TRANSFER

MINING



DIESEL- & ELECTRIC-DRIVEN SKID & TRAILER PACKAGES

A comprehensive range of diesel or electric packaged options for fixed and portable installations. Includes vacuum-assisted priming, self-priming and standard centrifugal pump ends.



SELF-PRIMING PUMPS

Designed for reliable solids and clear liquids handling, our Wet Prime Series pumps continue to reprime automatically after initial priming.



GASOLINE ENGINE-DRIVEN

Pumps that are ideal for portable dewatering applications where electric power is not available.



END SUCTION CENTRIFUGAL PUMPS

Available for applications up to 1,100 hp, our end suction centrifugal pumps are offered in close-coupled and frame mount. Includes AG Series, SC Series and Water Truck Pumps.



BOOSTER PUMPS

Available in high- and low-speed models for superior durability, efficiency, and performance in a wide variety of applications. Includes VR Series pumps.



SUBMERSIBLE PUMPS & VERTICAL LINESHAFT TURBINES

Submersible turbine pumps are available in custom configurations to meet demanding application requirements.



SUBMERSIBLE MOTORS

Our encapsulated and rewindable motors are built to last and come in a variety of construction options, including high efficiency motor systems for long- or continuous-run applications.



DRIVES & PROTECTION

An innovative line of starter and drive panels designed specifically for ease-of-use in water pumping applications.





WATER EVAPORATION



WASTEWATER & REUSE



SLURRY & TAILINGS



TRUCK WASHING



FIRE PROTECTION



PROCESS WATER



SOURCE WATER



DUST SUPPRESSION



DEWATERING



MUNICIPAL & WASTEWATER



DIESEL- & ELECTRIC-DRIVEN SKID & TRAILER PACKAGES

A comprehensive range of diesel or electric packaged options for fixed and portable installations. Includes vacuum-assisted priming pumps and above ground lift stations.



SELF-PRIMING PUMPS

Designed for reliable solids and clear liquids handling. Continues to reprime automatically after initial priming. Includes Vortex Series and self-priming pumps for extreme solids handling.



GRINDER PUMPS & PACKAGES

Protects and grinds. Ideal for residential and light commercial sewage waste transfer where high head conditions exist. Includes our low-pressure sewer system, PowerSewer®, and other grinder packages.



SUBMERSIBLE NON-CLOG PUMPS & PACKAGES

Available in single- and three-phase power options, the NC(X) Series provides a rugged, maintenance-friendly wastewater transfer solution with standard with hazardous location configurations.



END SUCTION CENTRIFUGAL PUMPS

Whether pumping clear liquids or solids, these robust and highly engineered pumps offer close-coupled and frame mounted end suction solutions for your application. Includes AG, SC and XA Series.



TRANSFER PUMPS

The robust DRI-DR2 series pumps are available in a variety of pump construction materials to enable handling a wide array of applications. Along with the non-corrosive A and JCM Series, these fulfill a variety of water transfer needs.



BOOSTER PUMPS & SYSTEMS

The Inline 1100 SpecPAK™ and VR SpecPAK™ Pressure Boosting Systems are compact and economical ways to meet all of your pressure boosting needs.



SUBMERSIBLE PUMPS & VERTICAL LINESHAFT TURBINES

A wide selection of strapped, cast iron, and cast stainless submersible turbines, along with an extensive offering of lineshaft turbines that cover almost any pumping application.



SUBMERSIBLE MOTORS

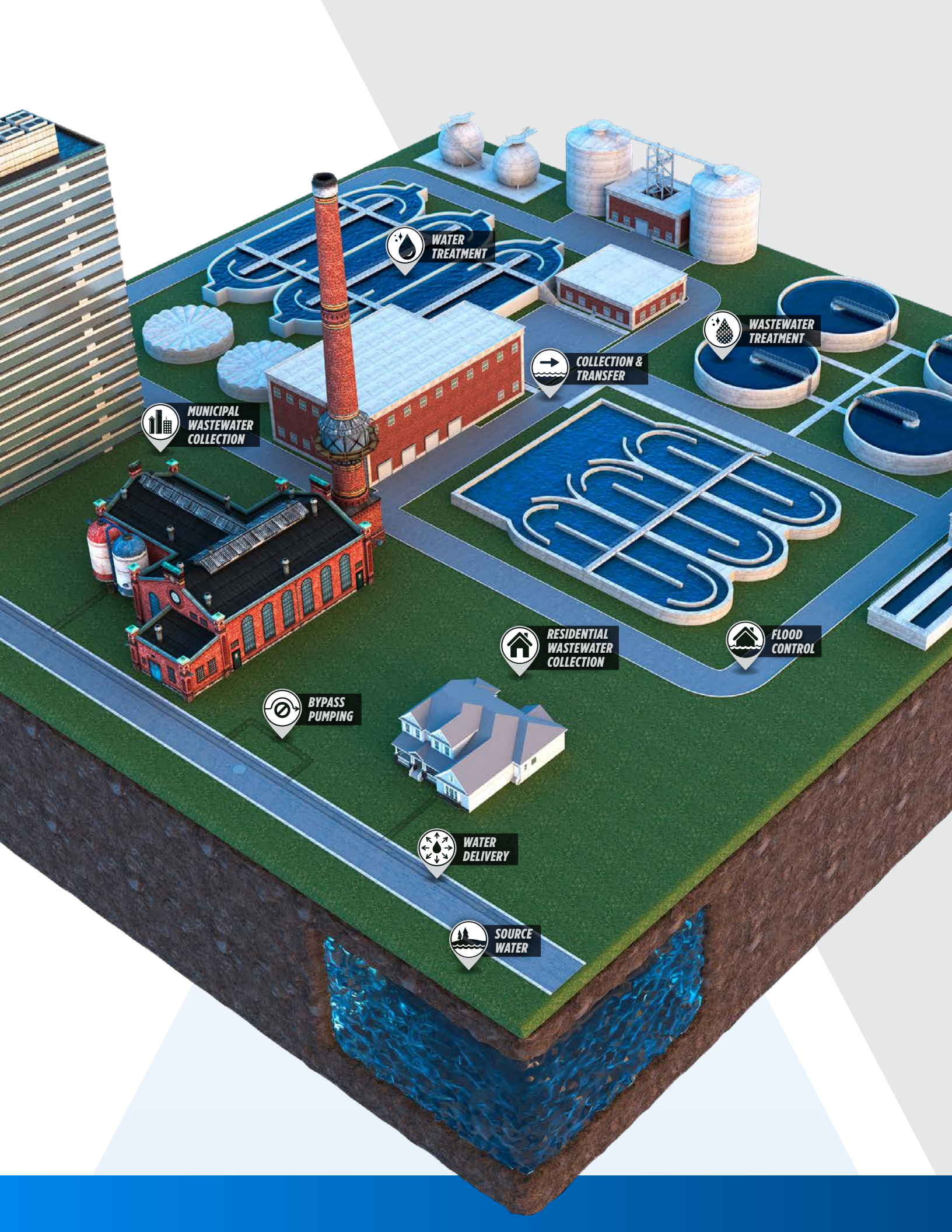
Our submersible motors are tough, built to last and come in a variety of construction options.



DRIVES & PROTECTION

Equip a Franklin drive to protect, monitor, and meet the different needs and demands of each application with the same pump. Includes variable frequency drives and wastewater control panels.





MUNICIPAL WASTEWATER COLLECTION

WATER TREATMENT

COLLECTION & TRANSFER

WASTEWATER TREATMENT

RESIDENTIAL WASTEWATER COLLECTION

FLOOD CONTROL

BYPASS PUMPING

WATER DELIVERY

SOURCE WATER

RESIDENTIAL



SUMP PUMPS & SYSTEMS

Little Giant sump pumps remove standing water from basins and can be used for general dewatering and water transfer. Includes the 6 Series and Battery Backup Systems.



EFFLUENT PUMPS

For effluent wastewater removal, dewatering, and water transfer from basins or lift stations. Includes the 10EC Series.



SEWAGE PUMPS & SYSTEMS

It's a dirty job, but Little Giant sewage pumps are made for the tough and demanding task of sewage and wastewater transfer. Includes Pit+Plus Jr, Pit+Plus Sr, and WCR Series.



GRINDER PUMPS & PACKAGES

Protects and grinds. Ideal for residential and light commercial sewage waste transfer where high head conditions exist. Includes our low-pressure sewer system, PowerSewer®, and other grinder packages.



UTILITY PUMPS

Little Giant utility pumps are the true generals of efficiency and reliability where water must be transferred or recirculated. Includes the 5 Series.



SHALLOW WELL JET PUMPS

Supply fresh water from shallow sources with the VersaJet and SWJ Series. Pair these pumps with Inline Controls to boost your system's overall water pressure.



SELF-PRIMING PUMPS

Move the right amount of water, right on time. Use Turf Boss pumps in lawn and turf sprinkler systems or for irrigation, gardening, and general water transfer.



SUBMERSIBLE PUMPS & MOTORS

Tough, built to last, and available in a variety of constructions: 3200 Series, TriSeal Series, Series V, C1 Series, 4-inch submersible motors, and 4-inch high capacity pumps.



SOLAR PUMPING SYSTEMS

The Photon SolarPAK is a modular, compact, and flexible system that harnesses the power of the sun to tackle the challenges of water pumping in harsh and remote environments.



DRIVES & PROTECTION

Equip a SubDrive Utility or SubDrive Connect variable frequency drive to protect, monitor, and meet the different needs and demands of each application with the same pump.



BOOSTER PUMPS & SYSTEMS

The Inline Pressure Systems and Inline Controls are compact and economical ways to meet all of your pressure boosting needs within your existing plumbing configuration.



CONDENSATE REMOVAL PUMPS

Don't sweat it. Automatically collect and remove condensate from air conditioners (including mini-split/ductless) and in high efficiency, gas furnace, and condensing boiler applications. Includes Mini EC Series and 1 Gallon Tank VCL Series.



WATER GARDENING PUMPS

F-Series pumps are built with multi-purpose flexibility and durability. Use submersed or externally, mount vertically or horizontally, and built-in fittings make attachments a breeze.



POOL COVER PUMPS

Safeguard and protect your pool cover from the accumulation of rain or melting snow. The automatic APCP-1700 attaches to a standard garden hose for easy water removal.



WATER TREATMENT PRODUCTS

Our water treatment products condition and purify millions of gallons of water per year with products including water softeners, water filters, micro-filtration, ultra-filtration, bacteriostatic carbon filtration, reverse osmosis and ultraviolet disinfection.





YOUR FRANKLIN EXPERIENCE RUNS **BEYOND THE PUMP**

TRAINING & EDUCATION

- On-Demand Learning
- On-Site Training
- Customized Training

SELECT & PURCHASE

- FE Select
- FE Direct*
- Certified Franklin Electric Build Centers

SERVICE & SUPPORT

- On-Site Field Service
- Tech Support Team
- Mobile Apps

THIS IS HOW WE DO BUSINESS.

You don't run without teamwork—and neither do we. Our goal is to build not only reliable, trustworthy products, but to back them with the people, resources and support you need to get your job done and keep your business flowing: we're here for you, every step of the way.

SELECT & PURCHASE

GET WHAT YOU NEED, HOW AND WHEN YOU NEED IT

Whether you need to spec an entire system or replace a single part, Franklin Electric's tools and resources put convenience, product availability and order management at your fingertips.

- **FE Select:** Size. Configure. Quote. Input your performance requirements or specs, and our industry-leading online tool will help you find the right Franklin Electric product for the job.
- **FE Direct:** Your 24/7 online resource for viewing prices and availability, ordering products, tracking orders and accessing your account's details. Do business with Franklin Electric at your own pace whenever it's convenient—even from your smartphone.
**For Franklin Electric distribution partners only.*
- **Certified Franklin Electric Build Centers:** We're ready when you are. Our select partners can customize and build pumps around your specific performance requirements—even the same day.



TRAINING & EDUCATION

STRENGTHEN YOUR TEAM — AND THEIR KNOWLEDGE

Get your team up and running or enhance their skills. Online, in-person—on-site or off. Our educational tools are designed for a variety of learning needs.

- **On-Demand Learning:** Visit FranklinTECHOnline.com and sign up to learn about products and industry best practices. Webinars are also available for both live and on-demand viewing.
- **On-Site Training:** We come to you! Whether in a classroom or with our Mobile Training Facility, our Franklin Electric experts are equipped to provide information and hands-on demonstrations on our products.
- **Customized Training:** We'll create a curriculum based on your needs, products and services; then we'll deliver it where and when you need it.



SERVICE & SUPPORT

HANDS-ON ADVICE THAT KEEPS YOU UP AND RUNNING

Franklin Electric's dedicated support teams are known throughout the industry for their commitment to getting you the answers you need—in the field, over the phone or online.

- **On-site Field Service:** When you work with Franklin Electric, you have access to the industry's leading Technical Support professionals and Field Service Engineers located throughout the nation to assist you with on-site troubleshooting and other service needs.
- **Technical Support Team:** Help is a phone call away. With decades of collective industry experience, our team is made up of real people, offering real answers, in real time. For answers to your water systems questions, contact our technical support team by phone at [1-800-348-2420](tel:1-800-348-2420) or email at techsupport@fele.com.
- **Mobile Apps:** Discover intuitive support for your technical needs, from accessing motor specifications and calculators to monitoring, assisted setup and troubleshooting select Franklin Electric drives and protections. Our apps are now available on Google Play and the App Store.



Franklin Electric is a global leader in the engineering, manufacturing and distribution of products and systems focused on the movement and management of water. We offer pumps, motors, drives, and controls for use in a wide variety of agricultural, commercial, industrial, mining, municipal, and residential applications.

Connect with Us!

