

Trusted. Tested. Tough.®

Product information presented here reflects conditions at time of publication. Consult factory regarding discrepancies or inconsistencies.



Section: 27.00.055
ZM3376
0423
Supersedes
0921

MAIL TO: P.O. BOX 16347 • Louisville, KY 40256-0347
SHIP TO: 3649 Cane Run Road • Louisville, KY 40211-1961
Tel: (502) 778-2731 • 1 (800) 928-PUMP

Visit our website:
zoellerengineered.com

Pivot®, Pivot® Pro, Pivot® Pro+ Selection Guide

NEMA 4X Simplex & Duplex Pump Control Panels, 1-60 BHP

Commercial Duty, Heavy Duty Solids Handling, and Grinder Pumps

Pivot®, 1Ph only, Simplex and Duplex

Standard Features:

1. NEMA 4X 12"X10"X6" enclosure with lockable hasp
2. cCSAus labeled. Certified to UL508
3. Input power terminal block
4. Float switch terminal block
5. Ground lug
6. IEC rated motor contactors
7. Control circuit powered by 115vac, 60 hz
8. Alarm circuit can be powered separately from circuit breaker
9. Control and alarm fuses
10. External red globe for alarms. Selectable: solid, flash, alarm based
11. Selectable Audible 95 decibel (at 2' (0.6 m) horn can be set to either auto or latching (Manual Alarm Reset).
12. External alarm test and silence switch
13. User interface buttons and leds
14. Float status indicator LED indicators
15. Float smart logic for pump run priority
16. Pump Run LED indicators
17. Non-simultaneous pump start
18. Pump run dry contact, normally open
19. Form C auxiliary output dry contact for alarm conditions
20. Smart HAND-OFF-AUTO (HOA).
 - Selection: service off (Alarm Active), permanent off (Alarm Inactive)
 - Simplex Mode, Duplex Mode (simultaneous pump run enabled, Alternating Mode (simultaneous pump run not enabled)
 - Selection: 3 or 4 float, SLLH or SLHL float order

21. Alarms:

- High water
- High voltage
- Disabled alarm circuit
- Float fault
- Continuous pump run
- Service off timeout
- Failed contactor

22. USB access to:

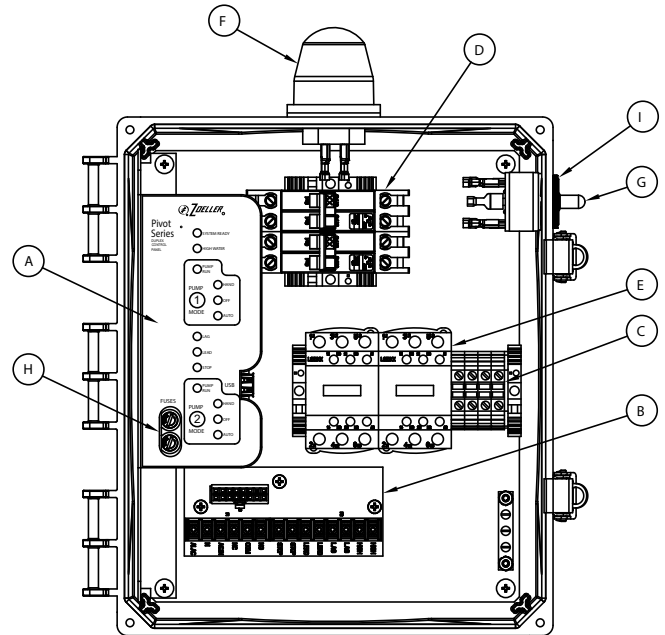
- Elapsed Time Meter
- Event Counter

23. Configurable settings:

- Simplex or duplex mode USB only
- 3 or 4 floats USB only
- Float order SLLH, SLHL USB and PCB Pin 5
- Smart or relay logic USB and PCB Pin 1
- Alarm based, solid, or blinking globe USB and PCB Pin 4
- Active or latching alarm USB only
- Continuous run timer USB and PCB Pin 2
- HOA hand timer USB and PCB Pin 3
- HOA service off alarm timer USB and PCB Pin 3

24. Limited warranty: 5 years

*Pivot® panels are only offered with standard features above. For additional features, upgrade to Pivot® Pro. For any other options not shown, please refer to Pivot (R) Pro Series.



Pivot® 1Ph Duplex

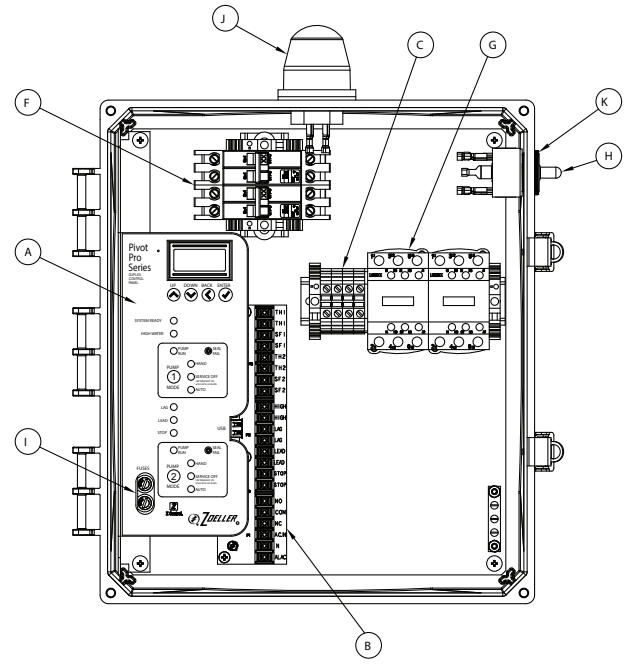
- A) User Interface
- B) Terminal Board
- C) Pump Power Terminals (TB1)
- D) Pump Circuits Breaker(s)
- E) Motor Contactors
- F) Globe
- G) Test/Silence/Reset Switch
- H) Fuses
- I) Buzzer

Pivot® Pro, 1Ph and 3Ph

Includes all Standard PIVOT(R) features shown above with these additional features:

1. Multi-tap transformer (3ph)
2. Pump circuit breaker (1Ph and 3Ph) or overload (3ph)
3. User interface with LCD screen/menu, buttons, LEDs, & seal fail adjustment screw
4. Seal fail indicator and adjustment, horn/globe/display latching
5. Thermal cutout indicator, horn/globe/display latching
6. Dry Contact alarms additionally includes Seal/Thermal conditions
7. Alternator 1-2 selector switch (lead/lag selector switch)
8. Z Control® enabled for remote monitoring/control and alert notifications (purchase of gateway required)
9. Additional alarms:
 - Seal fail (moisture) alarm, adjustable sensitivity
 - Thermal indicator trip alarm
 - Tripped overload (3ph only)

Pivot Pro Panels are only offered with standard features of Pivot and those listed above. For additional options, please see Pivot Pro+. For any other options not shown, please refer to Pivot (R) Pro+ Series.



Pivot® Pro 1Ph Duplex

- A) User Interface
- B) Terminal Board
- C) Pump Power Terminals (TB1)
- D) Transformer (3PH Only)
- E) Overload(s) (3PH Only)
- F) Circuit Breaker(s) (1PH Only)
- G) Motor Contactor(s)
- H) Test/Silence/Reset Switch
- I) Fuses
- J) Globe
- K) Alarm Buzzer

Pivot® Pro+, 1Ph and 3Ph

Standard features include everything on Pivot® Pro models. Pivot® Pro+ models are built in a larger enclosure to allow selection of options below.

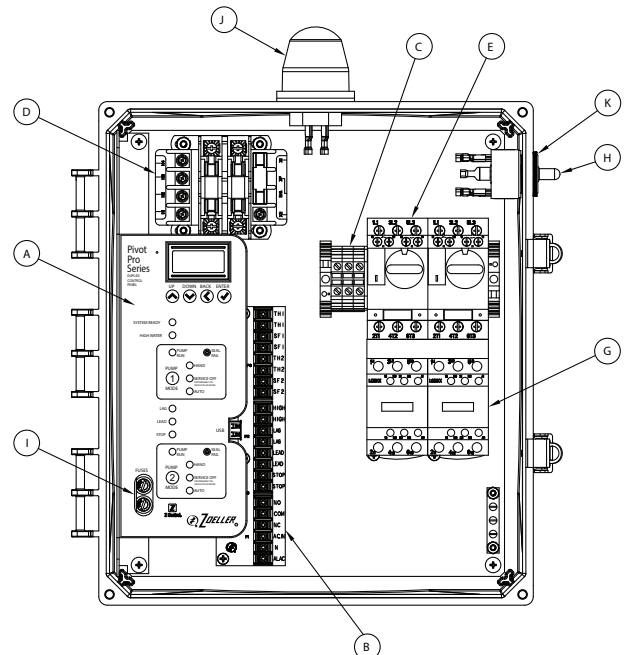
Now Available: Pivot Pro+ = Start Kit Models

Future options for Pivot® Pro+:

1. Reversing circuits for select model pumps)
2. Anti-condensation heater
3. Generator receptacle
4. Intrinsically safe circuit
5. Time dose

The following options require a custom panel order:

1. Inner door
2. Main disconnect
3. Outer door mounted indicators and switches
4. Variable Frequency Drives (VFD)
5. Lightning arrestor
6. Stainless steel enclosure



Pivot® Pro 3Ph Duplex

Control Panel Selection Guide

NEMA 4X Simplex & Duplex Pump Control Panels, 1-60 BHP
Commercial Duty, Heavy Duty Solids Handling, and Grinder Pumps

Pivot and Pivot Pro Panels

Page	Category
4	Standard Commercial Duty Effluent Ejectors
5-6	Standard Commercial Duty Sewage Ejectors
7	Standard Solids Handling Pumps 61 HD Series, 1-10 BHP
8	Standard Solids Handling Pumps 62 HD Series, 5-20 BHP
8	Standard Solids Handling Pumps 64 HD Series
9	Grinder Pumps, 1 - 15 BHP Single Direction
10	Grinder Pumps, 2-7.5 BHP REVERSING

LPS Panels

Page	Category
10	Low Pressure Sewer Progressing Cavity Pumps

Intrinsically Safe Panels (These Are Non-Pivot, "10-" Panels)

Page	Category
11	Explosion Proof Commercial Duty Effluent Ejectors
12	Explosion Proof Commercial Duty Sewage Ejectors
13	Explosion Proof Solids Handling Pumps X61 HD Series, 1-10 BHP
14	Explosion Proof Solids Handling Pumps X62 HD Series, 5-20 BHP
14	Explosion Proof Solids Handling Pumps X64 HD Series
15	Explosion Proof Grinder Pumps, 2-7.5 BHP Single Direction
15	Explosion Proof Grinder Pumps, 2-7.5 BHP Reversing

Zoeller offers a full line of custom control panels. For options not shown here or applications that require additional specifications, please contact us at zcotechnical@zoeller.com or 800-928-7867.

Standard Commercial Duty Effluent Pumps

Pump Specifications				Simplex Panels			Duplex Panels	
Model	Voltage	Phase	Amps	Amp Range	Pivot	Pivot Pro	Pivot	Pivot Pro
N6155	115	1	10.5	7-15	31324-0001	11324-0001	32324-0001	12324-0001
E6155	230	1	5.3	0-7	31314-0001	11314-0001	32314-0001	12314-0001
N6161	115	1	15.5	15-20	31334-0001	11334-0001	32334-0001	12334-0001
I6161	200	1	8.8	7-15	31324-0001	11324-0001	32324-0001	12324-0001
E6161	230	1	7.5	7-15	31324-0001	11324-0001	32324-0001	12324-0001
J6161	200	3	6.4	6-10		114E4-0001		124E4-0001
F6161	230	3	5.2	4-6.3		114D4-0001		124D4-0001
G6161	460	3	2.9	2.5-4		114C4-0001		124C4-0001
BA6161	575	3	2.4	1.6-2.5		116B4-0001		126B4-0001
N6163	115	1	15	15-20	31334-0001	11334-0001	32334-0001	12334-0001
I6163	200	1	8.5	7-15	31324-0001	11324-0001	32324-0001	12324-0001
E6163	230	1	7.5	7-15	31324-0001	11324-0001	32324-0001	12324-0001
J6163	200	3	6	6-10		114E4-0001		124E4-0001
F6163	230	3	4.8	4-6.3		114D4-0001		124D4-0001
G6163	460	3	2.9	2.5-4		114C4-0001		124C4-0001
BA6163	575	3	2.4	1.6-2.5		116B4-0001		126B4-0001
I6165	200	1	12.6	7-15	31324-0001	11324-0001	32324-0001	12324-0001
E6165	230	1	10.2	7-15	31324-0001	11324-0001	32324-0001	12324-0001
J6165	200	3	7.5	6-10		114E4-0001		124E4-0001
F6165	230	3	7.4	6-10		114E4-0001		124E4-0001
G6165	460	3	3.7	2.5-4		114C4-0001		124C4-0001
BA6165	575	3	3	2.5-4		116C4-0001		126C4-0001
I6185	200	1	11.5	7-15	31324-0001	11324-0001	32324-0001	12324-0001
E6185	230	1	9.8	7-15	31324-0001	11324-0001	32324-0001	12324-0001
J6185	200	3	7.5	6-10		114E4-0001		124E4-0001
F6185	230	3	7.4	6-10		114E4-0001		124E4-0001
G6185	460	3	3.7	2.5-4		114C4-0001		124C4-0001
BA6185	575	3	3.3	2.5-4		116C4-0001		126C4-0001
I6186	200	1	17.2	15-20	31334-0001	11334-0001	32334-0001	12334-0001
E6186	230	1	13.7	7-15	31324-0001	11324-0001	32324-0001	12324-0001
J6186	200	3	10.3	9-14		114F4-0001		124F4-0001
F6186	230	3	9.2	6-10		114E4-0001		124E4-0001
G6186	460	3	4.6	4-6.3		114D4-0001		124D4-0001
BA6186	575	3	3.6	2.5-4		116C4-0001		126C4-0001
I6188	200	1	16.8	15-20	31334-0001	11334-0001	32334-0001	12334-0001
E6188	230	1	14	7-15	31324-0001	11324-0001	32324-0001	12324-0001
J6188	200	3	10.3	9-14		114F4-0001		124F4-0001
F6188	230	3	8.9	6-10		114E4-0001		124E4-0001
G6188	460	3	4.6	4-6.3		114D4-0001		124D4-0001
BA6188	575	3	3.5	2.5-4		116C4-0001		126C4-0001
I6189	200	1	20.5	20-30	31344-0001	11344-0001	32344-0001	12344-0001
E6189	230	1	17.1	15-20	31334-0001	11334-0001	32334-0001	12334-0001
J6189	200	3	13.2	13-18		114G4-0001		124G4-0001
F6189	230	3	11.2	9-14		114F4-0001		124F4-0001
G6189	460	3	6	6-10		114E4-0001		124E4-0001
BA6189	575	3	5.8	4-6.3		116D4-0001		126D4-0001

Standard Commerical Duty Sewage Ejectors

Pump Specifications				Simplex Panels			Duplex Panels	
Model	Voltage	Phase	Tag Amps	Amp Range	Pivot	Pivot Pro	Pivot	Pivot Pro
N6267	115	1	9.4	7-15	31324-0001	11324-0001	32324-0001	12324-0001
I6267	200	1	6.2	0-7		11314-0001		12314-0001
E6267	230	1	4.7	0-7	31314-0001	11314-0001	32314-0001	12314-0001
J6267	200	3	3.6	2.5-4		114C4-0001		124C4-0001
F6267	230	3	3.3	2.5-4		114C4-0001		124C4-0001
G6267	460	3	2	1.6-2.5		114B4-0001		124B4-0001
N6282	115	1	10.3	7-15	31324-0001	11324-0001	32324-0001	12324-0001
I6282	200	1	6.1	0-7	31314-0001	11314-0001	32314-0001	12314-0001
E6282	230	1	5	0-7	31314-0001	11314-0001	32314-0001	12314-0001
J6282	200	3	3.6	2.5-4		114C4-0001		124C4-0001
F6282	230	3	3	2.5-4		114C4-0001		124C4-0001
G6282	460	3	1.7	1.6-2.5		114B4-0001		124B4-0001
BA6282	575	3	1.4	1-1.6		116A4-0001		126A4-0001
I6284	200	1	9.3	7-15	31324-0001	11324-0001	32324-0001	12324-0001
E6284	230	1	8.9	7-15	31324-0001	11324-0001	32324-0001	12324-0001
J6284	200	3	5.5	4-6.3		114D4-0001		124D4-0001
F6284	230	3	5	4-6.3		114D4-0001		124D4-0001
G6284	460	3	2.6	2.5-4		114C4-0001		124C4-0001
BA6284	575	3	2.2	1.6-2.5		116B4-0001		126B4-0001
N6292	115	1	15	15-20	31334-0001	11334-0001	32334-0001	12334-0001
I6292	200	1	8.8	7-15	31324-0001	11324-0001	32324-0001	12324-0001
E6292	230	1	7.5	7-15	31324-0001	11324-0001	32324-0001	12324-0001
J6292	200	3	6.4	6-10		114E4-0001		124E4-0001
F6292	230	3	5.2	4-6.3		114D4-0001		124D4-0001
G6292	460	3	2.9	2.5-4		114C4-0001		124C4-0001
BA6292	575	3	2.4	1.6-2.5		116B4-0001		126B4-0001
I6293	200	1	12	7-15	31324-0001	11324-0001	32324-0001	12324-0001
E6293	230	1	10.2	7-15	31324-0001	11324-0001	32324-0001	12324-0001
J6293	200	3	8.2	6-10		114E4-0001		124E4-0001
F6293	230	3	7.6	6-10		114E4-0001		124E4-0001
G6293	460	3	4	4-6.3		114D4-0001		124D4-0001
BA6293	575	3	3.3	2.5-4		116C4-0001		126C4-0001
I6294	200	1	17.8	15-20	31334-0001	11334-0001	32334-0001	12334-0001
E6294	230	1	13.7	7-15	31324-0001	11324-0001	32324-0001	12324-0001
J6294	200	3	10.8	9-14		114F4-0001		124F4-0001
F6294	230	3	9.5	6-10		114E4-0001		124E4-0001
G6294	460	3	4.8	4-6.3		114D4-0001		124D4-0001
BA6294	575	3	3.4	2.5-4		116C4-0001		126C4-0001
I6295	200	1	20.5	20-30	31344-0001	11344-0001	32344-0001	12344-0001
E6295	230	1	17.1	15-20	31334-0001	11334-0001	32334-0001	12334-0001
J6295	200	3	14.3	13-18		114G4-0001		124G4-0001
F6295	230	3	12.2	9-14		114F4-0001		124F4-0001
G6295	460	3	6.1	6-10		114E4-0001		124E4-0001
BA6295	575	3	4.9	4-6.3		116D4-0001		126D4-0001

Standard Commerical Duty Sewage Ejectors (continued)

Pump Specifications				Simplex Panels			Duplex Panels	
Model	Voltage	Phase	Tag Amps	Amp Range	Pivot	Pivot Pro	Pivot	Pivot Pro
I6404	200	1	14.4	7-15	31324-0001	11324-0001	32324-0001	12324-0001
E6404	230	1	12.9	7-15	31324-0001	11324-0001	32324-0001	12324-0001
J6404	200	3	13.8	13-18		114G4-0001		124G4-0001
F6404	230	3	10.5	9-14		114F4-0001		124F4-0001
G6404	460	3	5.2	4-6.3		114D4-0001		124D4-0001
BA6404	575	3	4.1	4-6.3		116D4-0001		126D4-0001
I6405	200	1	20.2	20-30	31344-0001	11344-0001	32344-0001	12344-0001
E6405	230	1	19	15-20	31334-0001	11334-0001	32334-0001	12334-0001
J6405	200	3	14.8	13-18		114G4-0001		124G4-0001
F6405	230	3	12.2	9-14		114F4-0001		124F4-0001
G6405	460	3	6.1	6-10		114E4-0001		124E4-0001
BA6405	575	3	4.8	4-6.3		116D4-0001		126D4-0001

Standard Solids Handling Pumps 61 HD Series, 1-10 BHP						
Pump Specifications				Simplex Panels		Duplex Panels
Model	Voltage	Phase	Tag Amps	Amp Range	Pivot Pro	Pivot Pro
E6111	230	1	28	24-32	217R4-0003	227R4-0003
J6111	200	3	17.5	17-23	114H4-0001	124H4-0001
F6111	230	3	15.2	13-18	114G4-0001	124G4-0001
G6111	460	3	7.6	6-10	114E4-0001	124E4-0001
BA6111	575	3	6.1	6-10	116E4-0001	126E4-0001
J6112	200	3	25.3	24-32	114R4-0001	124R4-0001
F6112	230	3	22	20-25	114Q4-0001	124Q4-0001
G6112	460	3	11	9-14	114F4-0001	124F4-0001
BA6112	575	3	9	6-10	116E4-0001	126E4-0001
J6113	200	3	32.2	30-40	114S4-0001	124S4-0001
F6113	230	3	28	24-32	114R4-0001	124R4-0001
G6113	460	3	14	13-18	114G4-0001	124G4-0001
BA6113	575	3	11	9-14	116F4-0001	126F4-0001
E6120	230	1	6.9	6-10	217E4-0001	227E4-0001
J6120	200	3	4.8	4-6.3	114D4-0001	124D4-0001
F6120	230	3	4.2	4-6.3	114D4-0001	124D4-0001
G6120	460	3	2.1	1.6-2.5	114B4-0001	124B4-0001
BA6120	575	3	1.7	1.6-2.5	116B4-0001	126B4-0001
E6121	230	1	8.9	6-10	217E4-0001	227E4-0001
J6121	200	3	5.9	4-6.3	114D4-0001	124D4-0001
F6121	230	3	5.1	4-6.3	114D4-0001	124D4-0001
G6121	460	3	2.6	2.5-4	114C4-0001	124C4-0001
BA6121	575	3	2	1.6-2.5	116B4-0001	126B4-0001
E6122	230	1	14.5	13-18	217G4-0001	227G4-0001
J6122	200	3	7.8	6-10	114E4-0001	124E4-0001
F6122	230	3	6.8	6-10	114E4-0001	124E4-0001
G6122	460	3	3.4	2.5-4	114C4-0001	124C4-0001
BA6122	575	3	2.7	2.5-4	116C4-0001	126C4-0001
E6123	230	1	17	17-23	217H4-0001	227H4-0001
J6123	200	3	11	9-14	114F4-0001	124F4-0001
F6123	230	3	9.6	9-14	114F4-0001	124F4-0001
G6123	460	3	4.8	4-6.3	114D4-0001	124D4-0001
BA6123	575	3	3.9	2.5-4	116C4-0001	126C4-0001
E6124	230	1	28	24-32	217R4-0002	227R4-0002
J6124	200	3	17.5	17-23	114H4-0001	124H4-0001
F6124	230	3	15.2	13-18	114G4-0001	124G4-0001
G6124	460	3	7.6	6-10	114E4-0001	124E4-0001
BA6124	575	3	6.1	6-10	116E4-0001	126E4-0001
J6125	200	3	25.3	24-32	114R4-0001	124R4-0001
F6125	230	3	22	20-25	114Q4-0001	124Q4-0001
G6125	460	3	11	9-14	114F4-0001	124F4-0001
BA6125	575	3	9	6-10	116E4-0001	126E4-0001

Standard Solids Handling Pumps 62 HD Series, 5-20 BHP						
Pump Specifications				Simplex Panels		Duplex Panels
Model	Voltage	Phase	Tag Amps	Amp Range	Pivot Pro	Pivot Pro
E6220	230	1	27.5	24-32	217R4-0001	227R4-0001
J6220	200	3	17.5	17-23	114H4-0001	124H4-0001
F6220	230	3	15.2	13-18	114G4-0001	124G4-0001
G6220	460	3	7.6	6-10	114E4-0001	124E4-0001
BA6220	575	3	6.1	6-10	116E4-0001	126E4-0001
E6221	230	1	36.7	30-40	217S4-0001	227S4-0001
J6221	200	3	25	24-32	114R4-0001	124R4-0001
F6221	230	3	22	20-25	114Q4-0001	124Q4-0001
G6221	460	3	11	9-14	114F4-0001	124F4-0001
BA6221	575	3	9	6-10	116E4-0001	126E4-0001
J6222	200	3	32	30-40	114S4-0001	124S4-0001
F6222	230	3	28	24-32	114R4-0001	124R4-0001
G6222	460	3	14	13-18	114G4-0001	124G4-0001
BA6222	575	3	11	9-14	116F4-0001	126F4-0001
J6223	200	3	48.3	37-50	114T4-0001	124T4-0001
F6223	230	3	41.7	37-50	114T4-0001	124T4-0001
G6223	460	3	20.9	20-25	114Q4-0001	124Q4-0001
BA6223	575	3	16.4	13-18	116G4-0001	126G4-0001
J6224	200	3	59.4	48-65	114U4-0001	124U4-0001
F6224	230	3	54	48-65	114U4-0001	124U4-0001
G6224	460	3	27	24-32	114R4-0001	124R4-0001
BA6224	575	3	22	20-25	116Q4-0001	126Q4-0001

Standard Solids Handling Pumps 64 HD Series						
Pump Specifications				Simplex Panels		Duplex Panels
Model	Voltage	Phase	Tag Amps	Amp Range	Pivot Pro	Pivot Pro
F6424	230	3	68		Call Factory	Call Factory
G6424	460	3	34	30-40	114S4-0001	124S4-0001
BA6424	575	3	27	24-32	116R4-0001	126R4-0001
F6425	230	3	80		Call Factory	Call Factory
G6425	460	3	40	37-50	114T4-0001	124T4-0001
BA6425	575	3	32	30-40	116S4-0001	126S4-0001
G6426	460	3	52	48-65	114U4-0001	124U4-0001
BA6426	575	3	41	37-50	116T4-0001	126T4-0001
G6427	460	3	62	48-65	114U4-0001	124U4-0001
BA6427	575	3	52	48-65	116U4-0001	126U4-0001
G6428	460	3	75		Call Factory	Call Factory
BA6428	575	3	62	48-65	116U4-0001	126U4-0001

Grinder Pumps, 1 - 15 BHP Single Direction

Pump Specifications				Simplex Panels			Duplex Panels	
Model	Voltage	Phase	Tag Amps	Amp Range	Pivot	Pivot Pro	Pivot	Pivot Pro
N7008	115	1	13.6	7-15	31324-0001	11324-0001	32324-0001	12324-0001
I7008	200	1	7.7	7-15	31324-0001	11324-0001	32324-0001	12324-0001
E7008	230	1	6.5	0-7	31314-0001	11314-0001	32314-0001	12314-0001
J7008	200	3	7.5	6-10		114E4-0001		124E4-0001
F7008	230	3	6.9	6-10		114E4-0001		124E4-0001
G7008	460	3	3.7	2.5-4		114C4-0001		124C4-0001
BA7008	575	3	2.7	2.5-4		116C4-0001		126C4-0001
I7009	200	1	12	7-15	31324-0001	11324-0001	32324-0001	12324-0001
E7009	230	1	10.8	7-15	31324-0001	11324-0001	32324-0001	12324-0001
J7009	200	3	9.2	6-10		114E4-0001		124E4-0001
F7009	230	3	7.38	6-10		114E4-0001		124E4-0001
G7009	460	3	4.2	4-6.3		114D4-0001		124D4-0001
BA7009	575	3	3.2	2.5-4		116C4-0001		126C4-0001
I7010	200	1	15.5	15-20	31334-0001	11334-0001	32334-0001	12334-0001
E7010	230	1	13.7	7-15	31324-0001	11324-0001	32324-0001	12324-0001
J7010	200	3	11	9-14		114F4-0001		124F4-0001
F7010	230	3	9.9	9-14		114F4-0001		124F4-0001
G7010	460	3	5	4-6.3		114D4-0001		124D4-0001
BA7010	575	3	3.9	2.5-4		116C4-0001		126C4-0001
I7012	200	1	20	15-20		21734-0001		22734-0001
E7012	230	1	17.2	15-20		21734-0001		22734-0001
J7012	200	3	12.3	9-14		114F4-0001		124F4-0001
F7012	230	3	10.8	9-14		114F4-0001		124F4-0001
G7012	460	3	5.5	4-6.3		114D4-0001		124D4-0001
BA7012	575	3	4.5	4-6.3		116D4-0001		126D4-0001
I7013	200	1	20	15-20		21734-0001		22734-0001
E7013	230	1	17.2	15-20		21734-0001		22734-0001
J7013	200	3	12.3	9-14		114F4-0001		124F4-0001
F7013	230	3	10.8	9-14		114F4-0001		124F4-0001
G7013	460	3	5.5	4-6.3		114D4-0001		124D4-0001
BA7013	575	3	4.5	4-6.3		116D4-0001		126D4-0001
E7110	230	1	23.6	20-25		217Q4-0001		227Q4-0001
J7110	200	3	17.3	17-23		114H4-0001		124H4-0001
F7110	230	3	15.1	13-18		114G4-0001		124G4-0001
G7110	460	3	7.5	6-10		114E4-0001		124E4-0001
BA7110	575	3	6	4-6.3		116D4-0001		126D4-0001
E7111	230	1	28	24-32		217R4-0003		227R4-0003
J7111	200	3	20.7	20-25		114Q4-0001		124Q4-0001
F7111	230	3	18	17-23		114H4-0001		124H4-0001
G7111	460	3	9	9-14		114F4-0001		124F4-0001
BA7111	575	3	7.2	6-10		116E4-0001		126E4-0001
J7112	200	3	25.3	24-32		114R4-0001		124R4-0001
F7112	230	3	22	20-25		114Q4-0001		124Q4-0001
G7112	460	3	11	9-14		114F4-0001		124F4-0001
BA7112	575	3	9	9-14		116F4-0001		126F4-0001
J7212	200	3	48.3	37-50		114T4-0001		124T4-0001
F7212	230	3	42	37-50		114T4-0001		124T4-0001
G7212	460	3	21	20-25		114Q4-0001		124Q4-0001
BA7212	575	3	17	13-18		116G4-0001		126G4-0001
J7213	200	3	62.1	48-65		114U4-0001		124U4-0001
F7213	230	3	54	48-65		114U4-0001		124U4-0001
G7213	460	3	27	24-32		114R4-0001		124R4-0001
BA7213	575	3	22	20-25		116Q4-0001		126Q4-0001

Grinder Pumps, 2 - 7.5 BHP REVERSING (available June 2023)						
Pump Specifications				Simplex Panels		Duplex Panels
Model	Voltage	Phase	Tag Amps	Amp Range	Pivot Pro	Pivot Pro
E7011	230	1	17.2	15-20	23734-0001	24734-0001
I7011	200	1	20	15-20	23734-0001	24734-0001
J7011	200	3	12.3	9-14	234F4-0001	244F4-0001
F7011	230	3	10.8	9-14	234F4-0001	244F4-0001
G7011	460	3	5.5	4-6.3	234D4-0001	244D4-0001
BA7011	575	3	4.5	4-6.3	246D4-0001	246D4-0001
J7110RV	200	3	17.3	17-23	234H4-0001	244H4-0001
F7110RV	230	3	15.1	13-18	234G4-0001	244G4-0001
G7110RV	460	3	7.5	6-10	234E4-0001	244E4-0001
BA7110RV	575	3	6	6-10	236D4-0001	246D4-0001
J7111RV	200	3	20.7	17-23	234H4-0001	244H4-0001
F7111RV	230	3	18	17-23	234H4-0001	244H4-0001
G7111RV	460	3	9	9-14	234F4-0001	244F4-0001
BA7111RV	575	3	7.2	6-10	236E4-0001	246E4-0001
J7112RV	200	3	25.3	23-32	234R4-0001	244R4-0001
F7112RV	230	3	22	20-25	234Q4-0001	244Q4-0001
G7112RV	460	3	11	9-14	234F4-0001	244F4-0001
BA7112RV	575	3	9	9-14	236F4-0001	246F4-0001

Low Pressure Sewer Progressing Cavity Pumps						
LPS panels are specifically built for RWD-PC grinder applications and do not have all features of the Pivot/Pivot Pro series.						
Pump Specifications				Simplex Panels		Duplex Panels
Model	Voltage	Phase	Tag Amps	Amp Range	Pivot Pro	Pivot Pro
E7020	230	1	7.0	7-15	11324-0001	12124-0001
I7021	200	1	12.0	7-15	11324-0001	12124-0001
E7021	230	1	10.5	7-15	11324-0001	12124-0001
RWD7020*	230	1	7.0	7-15	61204-0001	62304-0001
RWH7021*	200	1	12.0	7-15	61204-0001	62304-0001
RWD7021*	230	1	10.5	7-15	61204-0001	62304-0001

Intrinsically Safe For Explosion Proof Pumps

Intrinsically Safe For Explosion Proof Commercial Duty Effluent Ejectors						
Pump Specifications				Simplex Panels		Duplex Panels
Model	Voltage	Phase	Tag Amps	Amp Range	10- Panels	10- Panels
NX6161	115	1	15.5	15-20	10-1294	10-1233
EX6161	230	1	7.5	7-15	10-1242	10-1297
IX6161	200	1	8.8	7-15	10-1242	10-1297
JX6161	200	3	6.4	6-10	10-1222	10-1228
FX6161	230	3	5.2	4-6.3	10-1218	10-1224
GX6161	460	3	2.9	2.5-4	10-1219	10-1225
BAX6161	575	3	2.4	1.6-2.5	10-1248	10-1254
NX6163	115	1	15	15-20	10-1294	10-1233
EX6163	230	1	7.5	7-15	10-1242	10-1297
IX6163	200	1	8.5	7-15	10-1242	10-1297
JX6163	200	3	6	4-6.3	10-1218	10-1224
FX6163	230	3	4.8	4-6.3	10-1218	10-1224
GX6163	460	3	2.9	2.5-4	10-1219	10-1225
BAX6163	575	3	2.4	1.6-2.5	10-1248	10-1254
EX6165	230	1	10.2	7-15	10-1242	10-1297
IX6165	200	1	12.6	7-15	10-1242	10-1297
JX6185	200	3	7.5	6-10	10-1222	10-1228
FX6165	230	3	7.4	6-10	10-1222	10-1228
GX6165	460	3	3.7	2.5-4	10-1219	10-1225
BAX6165	575	3	3	2.5-4	10-1250	10-1256
EX6185	230	1	9.8	7-15	10-1242	10-1297
IX6185	200	1	11.5	7-15	10-1242	10-1297
JX6185	200	3	7.5	6-10	10-1222	10-1228
FX6185	230	3	7.4	6-10	10-1222	10-1228
GX6185	460	3	3.7	2.5-4	10-1219	10-1225
BAX6185	575	3	3.3	2.5-4	10-1250	10-1256
EX6186	230	1	13.7	7-15	10-1242	10-1297
IX6186	200	1	17.2	15-20	10-1294	10-1233
JX6186	200	3	10.3	9-14	10-1229	10-1231
FX6186	230	3	9.2	6-10	10-1222	10-1228
GX6186	460	3	4.6	4-6.3	10-1218	10-1224
EX6188	230	1	14	7-15	10-1242	10-1297
IX6188	200	1	16.8	15-20	10-1294	10-1233
JX6188	200	3	10.3	9-14	10-1229	10-1231
FX6188	230	3	8.9	6-10	10-1222	10-1228
GX6188	460	3	4.6	4-6.3	10-1218	10-1224
BAX6188	575	3	3.5	2.5-4	10-1250	10-1256
EX6189	230	1	17.1	15-20	10-1294	10-1233
IX6189	200	1	20.5	20-30	10-1295	10-1235
JX6189	200	3	13.2	13-18	10-1571	10-1232
FX6189	230	3	11.2	9-14	10-1229	10-1231
GX6189	460	3	6	4-6.3	10-1218	10-1224
BAX6189	575	3	5.8	4-6.3	10-1252	10-1258

Intrinsically Safe For Explosion Proof Commercial Duty Sewage Ejectors						
Pump Specifications				Simplex Panels		Duplex Panels
Model	Voltage	Phase	Tag Amps	Amp Range	10- Panels	10- Panels
NX6282	115	1	10.3	7-15	10-1242	10-1297
EX6282	230	1	5	0-7	10-1241	10-1296
IX6282	200	1	6.1	0-7	10-1241	10-1296
JX6282	200	3	3.6	2.5-4	10-1219	10-1225
FX6282	230	3	3	2.5-4	10-1219	10-1225
GX6282	460	3	1.7	1.6-2.5	10-1562	10-1590
BAX6282	575	3	1.4	1.0-1.6	10-1247	10-1253
EX6284	230	1	8.9	7-15	10-1242	10-1297
IX6284	200	1	9.3	7-15	10-1242	10-1297
JX6284	200	3	5.5	4-6.3	10-1218	10-1224
FX6284	230	3	5	4-6.3	10-1218	10-1224
GX6284	460	3	2.6	2.5-4	10-1219	10-1225
BAX6284	575	3	2.2	1.6-2.5	10-1248	10-1254
NX6292	115	1	15	15-20	10-1294	10-1233
EX6292	230	1	7.5	7-15	10-1242	10-1297
IX6292	200	1	8.8	7-15	10-1242	10-1297
JX6292	200	3	6.4	6-10	10-1222	10-1228
FX6282	230	3	5.2	4-6.3	10-1218	10-1224
GX6292	460	3	2.9	2.5-4	10-1219	10-1225
BAX6292	575	3	2.4	1.6-2.5	10-1248	10-1254
EX6293	230	1	10.2	7-15	10-1242	10-1297
IX6293	200	1	12	7-15	10-1242	10-1297
JX6293	200	3	8.2	6-10	10-1222	10-1228
FX6293	230	3	7.6	6-10	10-1222	10-1228
GX6293	460	3	4	4-6.3	10-1218	10-1224
BAX6293	575	3	3.3	2.5-4	10-1250	10-1256
EX6294	230	1	13.7	7-15	10-1242	10-1297
IX6294	200	1	17.8	15-20	10-1294	10-1233
JX6294	200	3	10.8	9-14	10-1229	10-1231
FX6294	230	3	9.5	6-10	10-1222	10-1228
GX6294	460	3	4.8	4-6.3	10-1218	10-1224
BAX6294	575	3	3.8	2.5-4	10-1250	10-1256
EX6295	230	1	17.1	15-20	10-1294	10-1233
IX6295	200	1	20.5	20-30	10-1295	10-1235
JX6295	200	3	14.3	13-18	10-1571	10-1232
FX6295	230	3	12.2	9-14	10-1229	10-1231
GX6295	460	3	6.1	4-6.3	10-1218	10-1224
BAX6295	575	3	4.9	4-6.3	10-1252	10-1258
EX6404	230	1	12.9	7-15	10-1242	10-1297
IX6404	200	1	14.4	7-15	10-1242	10-1297
JX6404	200	3	13.8	13-18	10-1571	10-1232
FX6404	230	3	10.5	9-14	10-1229	10-1231
GX6404	460	3	5.2	4-6.3	10-1218	10-1224
BAX6404	575	3	4.1	4-6.3	10-1252	10-1258
EX6405	200	1	19	15-20	10-1294	10-1233
IX6405	200	1	20.2	20-30	10-1295	10-1235
JX6405	200	3	14.8	13-18	10-1571	10-1232
FX6405	230	3	12.2	9-14	10-1229	10-1231
GX6405	460	3	6.1	4-6.3	10-1218	10-1224
BAX6405	575	3	4.8	4-6.3	10-1252	10-1258

Intrinsically Safe For Explosion Proof Solids Handling Pumps X61 HD Series, 1-10 BHP						
Pump Specifications				Simplex Panels		Duplex Panels
Model	Voltage	Phase	Tag Amps	Amp Range	10- Panels	10- Panels
EX6120	230	1	6.9	5.5-8	10-1559	10-1587
JX6120	200	3	4.8	4-6.3	10-1560	10-1588
FX6120	230	3	4.2	4-6.3	10-1560	10-1588
GX6120	460	3	2.1	1.6-2.5	10-1562	10-1590
BAX6120	575	3	1.7	1.6-2.5	10-1563	10-1591
EX6121	230	1	8.9	7-10	10-1564	10-1592
JX6121	200	3	5.9	4-6.3	10-1560	10-1588
FX6121	230	3	5.1	4-6.3	10-1560	10-1588
GX6121	460	3	2.6	2.5-4	10-1561	10-1589
BAX6121	575	3	2	1.6-2.5	10-1563	10-1591
EX6122	230	1	14.5	12-18	10-1573	10-1601
JX6122	200	3	7.8	6-10	10-1565	10-1593
FX6122	230	3	6.8	6-10	10-1565	10-1593
GX6122	460	3	3.4	2.5-4	10-1561	10-1589
BAX6122	575	3	2.7	2.5-4	10-1566	10-1594
EX6123	230	1	17	16-24	10-1567	10-1595
JX6123	200	3	11	9-14	10-1568	10-1596
FX6123	230	3	9.6	9-14	10-1568	10-1596
GX6123	460	3	4.8	4-6.3	10-1560	10-1588
BAX6123	575	3	3.9	2.5-4	10-1566	10-1594
EX6124	230	1	28	23-32	10-1569	10-1597
JX6124	200	3	17.5	17-23	10-1570	10-1598
FX6124	230	3	15.2	13-18	10-1571	10-1599
GX6124	460	3	7.6	6-10	10-1565	10-1593
BAX6124	575	3	6.1	6-10	10-1572	10-1600
EX6111	230	1	28	23-32	10-1574	10-1602
JX6111	200	3	17.5	17-23	10-1570	10-1598
FX6111	230	3	15.2	13-18	10-1571	10-1599
GX6111	460	3	7.6	6-10	10-1565	10-1593
BAX6111	575	3	6.1	6-10	10-1572	10-1600
JX6125	200	3	25.3	24-32	10-1577	10-1605
FX6125	230	3	22	20-25	10-1575	10-1603
GX6125	460	3	11	9-14	10-1568	10-1596
BAX6125	575	3	9	9-14	10-1576	10-1604
JX6112	200	3	25.3	24-32	10-1577	10-1605
FX6112	230	3	22	20-25	10-1575	10-1603
GX6112	460	3	11	9-14	10-1568	10-1596
BAX6112	575	3	9	9-14	10-1576	10-1604
JX6113	200	3	32.2	30-40	10-1578	10-1606
FX6113	230	3	28	24-32	10-1577	10-1605
GX6113	460	3	14	13-18	10-1571	10-1599
BAX6113	575	3	11	9-14	10-1576	10-1604

Intrinsically Safe For Explosion Proof Solids Handling Pumps X62 HD Series, 5-20 BHP						
Pump Specifications				Simplex Panels		Duplex Panels
Model	Voltage	Phase	Tag Amps	Amp Range	10- Panels	10- Panels
EX6220	230	1	27.5	23-32	10-2487	10-2493
JX6220	200	3	17.5	17-23	10-1570	10-1598
FX6220	230	3	15.2	13-18	10-1571	10-1599
GX6220	460	3	7.6	6-10	10-1565	10-1593
BAX6220	575	3	6.1	6-10	10-1572	10-1600
EX6221	230	1	36.7	37-50	10-2488	10-2494
JX6221	200	3	25	24-32	10-1577	10-1605
FX6221	230	3	22	20-25	10-1575	10-1603
GX6221	460	3	11	9-14	10-1568	10-1596
BAX6221	575	3	9	6-10	10-1572	10-1600
JX6222	200	3	32	30-40	10-1578	10-1606
FX6222	230	3	28	24-32	10-1577	10-1605
GX6222	460	3	14	13-18	10-1571	10-1599
BAX6222	575	3	11	9-14	10-1576	10-1604
JX6223	200	3	48.3	37-50	10-3092	10-3093
FX6223	230	3	41.7	37-50	10-3092	10-3093
GX6223	460	3	20.9	20-25	10-1575	10-1603
BAX6223	575	3	16.4	13-18	10-2491	10-2497
JX6224	200	3	59.4	48-65	10-2489	10-2495
FX6224	230	3	54	48-65	10-2489	10-2495
GX6224	460	3	27	24-32	10-1577	10-1605
BAX6224	575	3	22	20-25	10-2492	10-2498

Intrinsically Safe For Explosion Proof Solids Handling Pumps X64 HD Series						
Pump Specifications				Simplex Panels		Duplex Panels
Model	Voltage	Phase	Tag Amps	10- Panels		10- Panels
FX6424	230	3	64.2	Note: Call factory for information		Note: Call factory for information
GX6424	460	3	32.1			
BAX6424	575	3	25.6			
FX6425	230	3	79.8			
GX6425	460	3	39.9			
BAX6425	575	3	31.9			
FX6426	230	3	103			
GX6426	460	3	51.7			
BAX6426	575	3	41.4			
GX6427	460	3	64.3			
BAX6427	575	3	51.4			
GX6428	460	3	74.9			
BAX6428	575	3	59.9			

Intrinsically Safe For Explosion Proof Grinder Pumps, 2-7.5 BHP Single Direction						
Pump Specifications				Simplex Panels		Duplex Panels
Model	Voltage	Phase	Tag Amps	Amp Range	10- Panels	10- Panels
EX7012	230	1	17.2	15-20	10-2717	10-2721
IX7012	200	1	20	15-20	10-2717	10-2721
JX7012	200	3	12.3	9-14	10-1568	10-1596
FX7012	230	3	10.8	9-14	10-1568	10-1596
GX7012	460	3	5.5	4-6.3	10-1560	10-1588
BAX7012	575	3	4.5	4-6.3	10-2720	10-2724
EX7013	230	1	17.2	15-20	10-2717	10-2721
IX7013	200	1	20	15-20	10-2717	10-2721
JX7013	200	3	12.3	9-14	10-1568	10-1596
FX7013	230	3	10.8	9-14	10-1568	10-1596
GX7013	460	3	5.5	4-6.3	10-1560	10-1588
BAX7013	575	3	4.5	4-6.3	10-2720	10-2724
EX7110	230	1	23.6	20-30	10-3847	10-3848
JX7110	200	3	17.3	17-23	10-1570	10-1598
FX7110	230	3	15.1	13-18	10-1571	10-1599
GX7110	460	3	7.5	6-10	10-1565	10-1593
BAX7110	575	3	6	6-10	10-1572	10-1600
EX7111	230	1	28	20-30	10-1574	10-1602
JX7111	200	3	20.7	17-23	10-1570	10-1598
FX7111	230	3	18	17-23	10-1570	10-1598
GX7111	460	3	9	9-14	10-1568	10-1596
BAX7111	575	3	7.2	6-10	10-1572	10-1600
JX7112	200	3	25.3	24-32	10-1577	10-1605
FX7112	230	3	22	17-23	10-1570	10-1598
GX7112	460	3	11	9-14	10-1568	10-1596
BAX7112	575	3	9	9-14	10-1576	10-1604

Intrinsically Safe For Explosion Proof Grinder Pumps, 2-7.5 BHP REVERSING						
Pump Specifications				Simplex Panels		Duplex Panels
Model	Voltage	Phase	Tag Amps	Amp Range	10- Panels	10- Panels
EX7011	230	1	17.2	15-20	10-2709	10-2713
IX7011	200	1	20	15-20	10-2709	10-2713
JX7011	200	3	12.3	9-14	10-2710	10-2714
FX7011	230	3	10.8	9-14	10-2710	10-2714
GX7011	460	3	5.5	4-6.3	10-2711	10-2715
BAX7011	575	3	4.5	4-6.3	10-2712	10-2716
JX7110RV	200	3	17.3	17-23	10-3870	10-2759
FX7110RV	230	3	15.1	13-18	10-3869	10-2246
GX7110RV	460	3	7.5	6-10	10-1862	10-2548
BAX7110RV	575	3	6	6-10	10-3868	10-3872
JX7111RV	200	3	20.7	17-23	10-3870	10-2759
FX7111RV	230	3	18	17-23	10-3870	10-2759
GX7111RV	460	3	9	9-14	10-2710	10-2714
BAX7111RV	575	3	7.2	6-10	10-3868	10-3872
JX7112RV	200	3	25.3	24-32	10-3871	10-1913
FX7112RV	230	3	22	17-23	10-3870	10-2759
GX7112RV	460	3	11	9-14	10-2710	10-2714
BAX7112RV	575	3	9	9-14	10-3867	10-3873

