

FEATURES

NEMA 1 steel enclosure

One or two pressure switch operation

Auxiliary contacts - may be used for chemical feed pumps.

Includes: Two hand-off-auto switches, two pump run lights, alternator circuit and terminal blocks for external wiring connections.

Single Phase Features:

Two motor contactors

1/3 - 5 HP, 115/230, 230V

Three Phase Features:

NEMA rated, class 14 starters

Adjustable overloads - no heaters needed

Phase loss protection - the starter protects against single-phasing

Expanded horsepower range coverage

AWA Alternator Panels

FOR SUBMERSIBLE AND CENTRIFUGAL PUMPS



CentriPro
a xylem brand

SINGLE PHASE

Model No.	HP	Volts
AWA501	1/3 - 3	115/230
AWA502	5	230

OPTIONS

NEMA 3R enclosure ①	Please request a quote for a panel with any of these options
NEMA 4X enclosure ①	
Condensation heaters	
Elapsed time meters (2)	
Cycle counters (2)	

① Enclosures listed above are dead-front type. All switches and indicator lights would be mounted inside of panel on permanent mounting bracket.

THREE PHASE

Model No.	Amp Range	Maximum HP	Voltage
AWA22510	2.5 - 10	2	200-230
AWA20918	9 - 18	3	200-230
AWA21327	13 - 27	7.5	200-230
AWA42510	2.5 - 10	5	460/575
AWA40918	9 - 18	10	460/575

APPLICATIONS

Duplex alternator panel may be used to alternate two submersible or centrifugal pumps.

1. Use one switch for a simple alternating system
2. Use two switches when the system is required to:
 - Alternate two pumps and start the second pump in the event the first pump cannot meet the system demand.

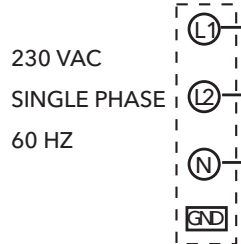
Auxiliary contacts allow the operation of one or two chemical feed pumps, such as chlorine or ozone injectors.

Custom panels are available for larger motors.

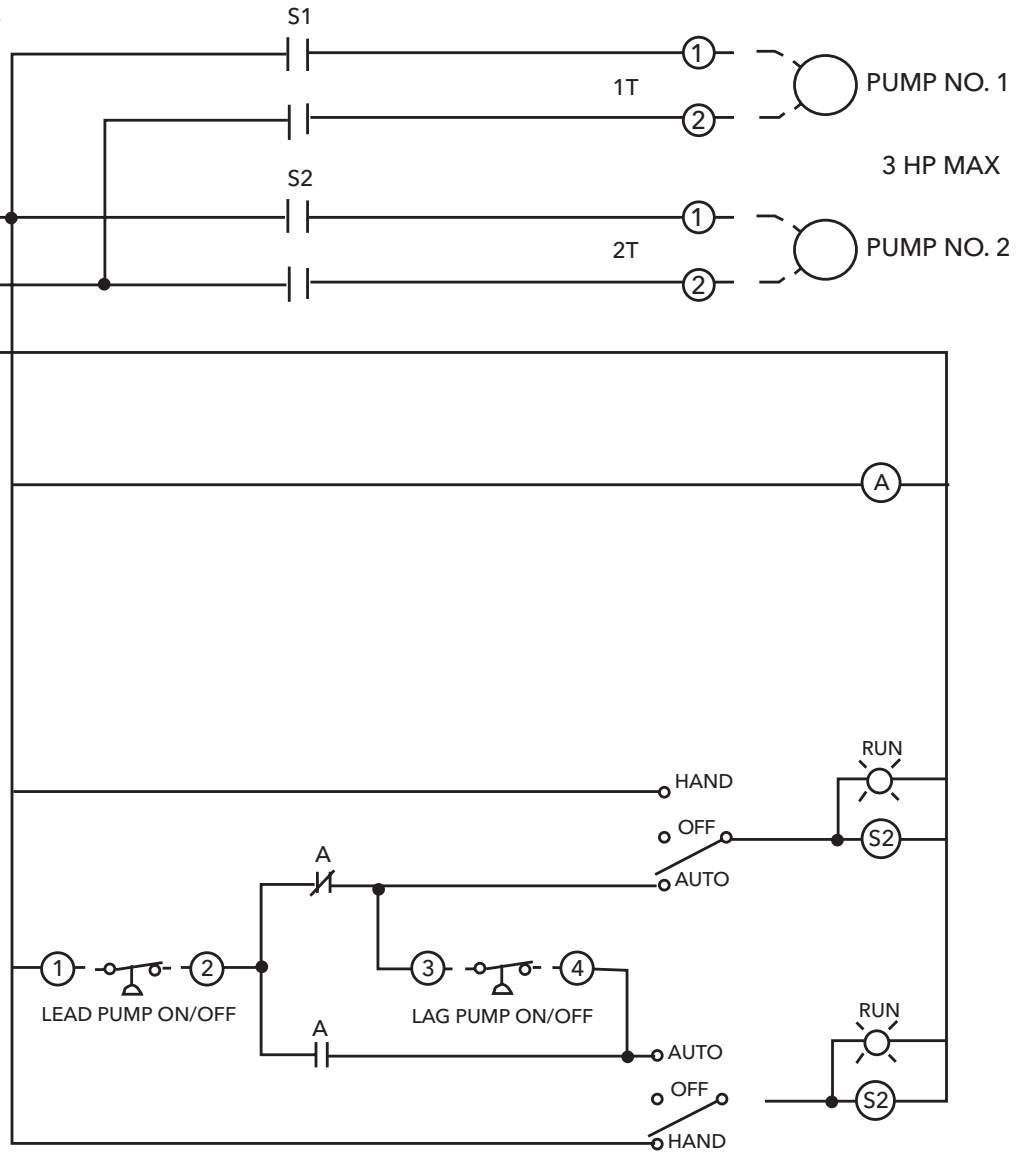
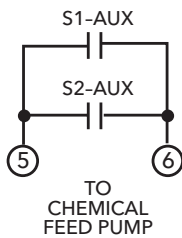
Please fax requests with required enclosure ratings, HP, voltage, phase and any special requirements to Technical Support at (315) 568-7644.

WIRING DIAGRAMS AWA501 / AWA502

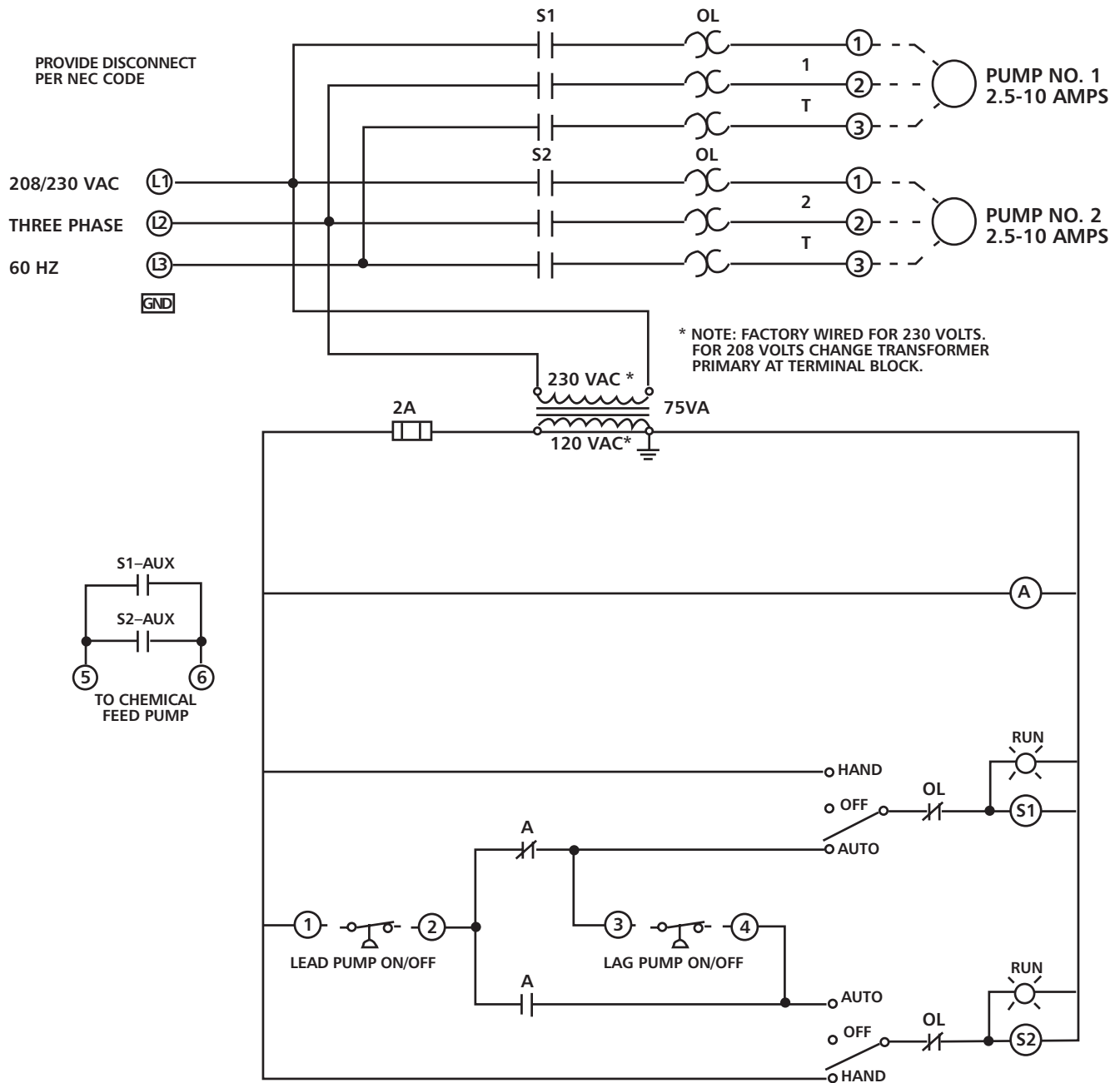
FACTORY WIRED FOR 230 VAC.
FOR 115 VAC POWER SUPPLY,
WIRE HOT LEG TO (L1) AND
NEUTRAL TO (L2), JUMP
(L2) TO (N).



A 230 VOLT SYSTEM
REQUIRES A 4 WIRE
POWER SUPPLY LINE
L1, L2, N AND GND.
WITHOUT A NEUTRAL THE
CONTROL CIRCUIT
WILL NOT WORK.



WIRING DIAGRAMS AWA 3 Phase



Xylem Inc.
2881 East Bayard Street Ext., Suite A
Seneca Falls, NY 13148
Phone: (866) 325-4210
Fax: (888) 322-5877
www.centripro.com